

2016 FOOTBALL MEDIA GUIDE





2016 SEC FOOTBALL SCHEDULE

(Tentative and Subject to Change)



Date Team	Sept. 3	Sept. 10	Sept. 17	Sept. 24	Oct. 1	Oct. 8	Oct. 15	Oct. 22	Oct. 29	Nov. 5	Nov. 12	Nov. 19	Nov. 26
ALABAMA	SOUTHERN CAL Arlington, Texas	WESTERN KENTUCKY Tuscaloosa	OLE MISS Oxford	KENT STATE Tuscaloosa	KENTUCKY Tuscaloosa	ARKANSAS Fayetteville	TENNESSEE Knoxville	TEXAS A&M Tuscaloosa		LSU Baton Rouge	MISSISSIPPI STATE Tuscaloosa	CHATTANOOGA Tuscaloosa	AUBURN Tuscaloosa
ARKANSAS	LOUISIANA TECH Fayetteville	TCU Fort Worth	TEXAS STATE Fayetteville	TEXAS A&M Arlington, Texas	ALCORN STATE Little Rock	ALABAMA Fayetteville	OLE MISS Fayetteville	AUBURN Auburn		FLORIDA Fayetteville	LSU Fayetteville	MISSISSIPPI STATE Starkville	MISSOURI Columbia (Nov. 25)
AUBURN	CLEMSON Auburn	ARKANSAS STATE Auburn	TEXAS A&M Auburn	LSU Auburn	LOUISIANA-MONROE Auburn	MISSISSIPPI STATE Starkville		ARKANSAS Auburn	OLE MISS Oxford	VANDERBILT Auburn	GEORGIA Athens	ALABAMA A&M Auburn	ALABAMA Tuscaloosa
FLORIDA	UMASS Gainesville	KENTUCKY Gainesville	NORTH TEXAS Gainesville	TENNESSEE Knoxville	VANDERBILT Nashville	LSU Gainesville	MISSOURI Gainesville		GEORGIA Jacksonville	ARKANSAS Fayetteville	SOUTH CAROLINA Gainesville	PRESBYTERIAN Gainesville	FLORIDA STATE Tallahassee
GEORGIA	NORTH CAROLINA Atlanta	NICHOLLS STATE Athens	MISSOURI Columbia	OLE MISS Oxford	TENNESSEE Athens	SOUTH CAROLINA Columbia	VANDERBILT Athens		FLORIDA Jacksonville	KENTUCKY Lexington	AUBURN Athens	LOUISIANA-LAFAYETTE Athens	GEORGIA TECH Athens
KENTUCKY	SOUTHERN MISS Lexington	FLORIDA Gainesville	NEW MEXICO STATE Lexington	SOUTH CAROLINA Lexington	ALABAMA Tuscaloosa	VANDERBILT Lexington		MISSISSIPPI STATE Lexington	MISSOURI Columbia	GEORGIA Lexington	TENNESSEE Knoxville	AUSTIN PEAY Lexington	LOUISVILLE Louisville
LSU	WISCONSIN Green Bay	JACKSONVILLE STATE Baton Rouge	MISSISSIPPI STATE Baton Rouge	AUBURN Auburn	MISSOURI Baton Rouge	FLORIDA Gainesville	SOUTHERN MISS Baton Rouge	OLE MISS Baton Rouge		ALABAMA Baton Rouge	ARKANSAS Fayetteville	SOUTH ALABAMA Baton Rouge	TEXAS A&M College Station (Nov. 24)
OLE MISS	FLORIDA STATE Orlando (Sept. 5)	WOFFORD Oxford	ALABAMA Oxford	GEORGIA Oxford	MEMPHIS Oxford		ARKANSAS Fayetteville	LSU Baton Rouge	AUBURN Oxford	GEORGIA SOUTHERN Oxford	TEXAS A&M College Station	VANDERBILT Nashville	MISSISSIPPI STATE Oxford
MISSISSIPPI STATE	SOUTH ALABAMA Starkville	SOUTH CAROLINA Starkville	LSU Baton Rouge	UMASS Foxborough	AUBURN Starkville		BYU Provo (Oct. 14)	KENTUCKY Lexington	SAMFORD Starkville	TEXAS A&M Starkville	ALABAMA Tuscaloosa	ARKANSAS Starkville	OLE MISS Oxford
MISSOURI	WEST VIRGINIA Morgantown	EASTERN MICHIGAN Columbia	GEORGIA Columbia	DELAWARE STATE Columbia	LSU Baton Rouge		FLORIDA Gainesville	MIDDLE TENNESSEE Columbia	KENTUCKY Columbia	SOUTH CAROLINA Columbia, S.C.	VANDERBILT Columbia	TENNESSEE Knoxville	ARKANSAS Columbia (Nov. 25)
SOUTH CAROLINA	VANDERBILT Nashville (Sept. 1)	MISSISSIPPI STATE Starkville	EAST CAROLINA Columbia	KENTUCKY Lexington	TEXAS A&M Columbia	GEORGIA Columbia		UMASS Columbia	TENNESSEE Columbia	MISSOURI Columbia, S.C.	FLORIDA Gainesville	WESTERN CAROLINA Columbia	CLEMSON Clemson
TENNESSEE	APPALACHIAN STATE Knoxville (Sept. 1)	VIRGINIA TECH Bristol, Tenn.	OHIO Knoxville	FLORIDA Knoxville	GEORGIA Athens	TEXAS A&M College Station	ALABAMA Knoxville		SOUTH CAROLINA Columbia	TENNESSEE Knoxville	KENTUCKY Knoxville	MISSOURI Knoxville	VANDERBILT Nashville
TEXAS A&M	UCLA College Station	PRAIRIE VIEW College Station	AUBURN Auburn	ARKANSAS Arlington, Texas	SOUTH CAROLINA Columbia	TENNESSEE College Station		ALABAMA Tuscaloosa	NEW MEXICO STATE College Station	MISSISSIPPI STATE Starkville	OLE MISS College Station	TEXAS-SAN ANTONIO College Station	LSU College Station (Nov. 24)
VANDERBILT	SOUTH CAROLINA Nashville (Sept. 1)	MIDDLE TENNESSEE Nashville	GEORGIA TECH Atlanta	WESTERN KENTUCKY Bowling Green	FLORIDA Nashville	KENTUCKY Lexington	GEORGIA Athens	TENNESSEE STATE Nashville		AUBURN Auburn	MISSOURI Columbia	OLE MISS Nashville	TENNESSEE Nashville

2016 SEC CHAMPIONSHIP GAME • DECEMBER 3 • GEORGIA DOME • ATLANTA, GA.

SOUTHEASTERN CONFERENCE

SEC Highlights	2-5
Standard of Excellence	6-8
SEC All-Time National Champions	9
Commissioner Greg Sankey	10-11
SECU Academic Initiative	12
SEC Headquarters	13
SEC Milestones	14-16
SEC Staff	17
SEC Official Sponsor/Licensing Program	18
Media Services	19
Instant Replay	20-21
Early TV schedule	21

SEC NETWORK

SEC Network	22-23
-------------	-------

SEC CHAMPIONSHIP GAME

2016 SEC Championship Game	24
2015 SEC Championship Game	25-26
SEC Championship Game History	27-34
SEC Championship Game Records	35-38

BOWLS

SEC Bowl Agreements	39
SEC Bowl Success	40-41
SEC Bowl Selection Process	42
SEC Bowl Selection Schedule	43
College Football Playoff	44-45

ALABAMA

2016 Schedule/Quick Facts/Stadium	46
Coach Nick Saban	47
2015 Statistical Leaders/2015 Results/ Team Information	48
All-Star Candidates	49
Alphabetical Roster	50
Year-by-Year Record/Bowls	51

ARKANSAS

2016 Schedule/Quick Facts/Stadium	52
Coach Bret Bielema	53
2015 Statistical Leaders/2015 Results/ Team Information	54
All-Star Candidates	55
Alphabetical Roster	56
Year-By-Year Record	57

AUBURN

2016 Schedule/Quick Facts/Stadium	58
Coach Gus Malzahn	59
2015 Statistical Leaders/2015 Results/ Team Information	60
All-Star Candidates	61
Alphabetical Roster	62
Year-By-Year Record	63

FLORIDA

2016 Schedule/Quick Facts/Stadium	64
Coach Jim McElwain	65
2015 Statistical Leaders/2015 Results/ Team Information	66
All-Star Candidates	67
Alphabetical Roster	68
Year-By-Year Record	69

GEORGIA

2016 Schedule/Quick Facts/Stadium	70
Coach Kirby Smart	71
2015 Statistical Leaders/2015 Results/ Team Information	72
All-Star Candidates	73
Alphabetical Roster	74
Year-By-Year Record	75

KENTUCKY

2016 Schedule/Quick Facts/Stadium	75
Coach Mark Stoops	76
2015 Statistical Leaders/2015 Results/ Team Information	77
All-Star Candidates	78
Alphabetical Roster	80
Year-By-Year Record	81

LSU

2016 Schedule/Quick Facts/Stadium	82
Coach Les Miles	83
2015 Statistical Leaders/2015 Results/ Team Information	84
All-Star Candidates	85
Alphabetical Roster	86
Year-By-Year Record	87

OLE MISS

2016 Schedule/Quick Facts/Stadium	88
Coach Hugh Freeze	89
2015 Statistical Leaders/2015 Results/ Team Information	90
All-Star Candidates	91
Alphabetical Roster	92
Year-By-Year Record	93

MISSISSIPPI STATE

2016 Schedule/Quick Facts/Stadium	94
Coach Dan Mullen	95
2015 Statistical Leaders/2015 Results/ Team Information	96
All-Star Candidates	97
Alphabetical Roster	98
Year-By-Year Record	99

MISSOURI

2016 Schedule/Quick Facts/Stadium	100
Coach Barry Odom	101
2015 Statistical Leaders/2015 Results/ Team Information	102
All-Star Candidates	103
Alphabetical Roster	104
Year-By-Year Record	105

SOUTH CAROLINA

2016 Schedule/Quick Facts/Stadium	106
Coach Will Muschamp	107
2015 Statistical Leaders/2015 Results/ Team Information	108
All-Star Candidates	109
Alphabetical Roster	110
Year-By-Year Record	111

TENNESSEE

2016 Schedule/Quick Facts/Stadium	112
Coach Butch Jones	113
2015 Statistical Leaders/2015 Results/ Team Information	114
All-Star Candidates	115
Alphabetical Roster	116
Year-By-Year Record	117

TEXAS A&M

2016 Schedule/Quick Facts/Stadium	118
Coach Kevin Sumlin	119
2015 Statistical Leaders/2015 Results/ Team Information	120
All-Star Candidates	121
Alphabetical Roster	122
Year-By-Year Record	123

VANDERBILT

2016 Schedule/Quick Facts/Stadium	124
Coach Derek Mason	125
2015 Statistical Leaders/2015 Results/ Team Information	126
All-Star Candidates	127
Alphabetical Roster	128
Year-By-Year Record	129

2015 IN REVIEW

Standings/Recap	130
Team & Individual Statistics	131-136

THROUGH THE YEARS

National/Undeclared Teams/All-Time Standings/Streaks/Consecutive Wins	137
Record vs. Other Conferences/ Non-Conference Record	138-140
All-Time Champions	141
Year-By-Year Standings	142-149
National Statistical Champions	150
Year-By-Year Statistical Leaders	151-158
SEC in National Attendance Leaders	159-160
Conference Attendance Leaders	161-163

RECORD BOOK

Individual Records	164-181
Team Records	181-191
Overtime Records	192-193
3,000-Yard Club	194
Longest Plays	195-196

HONORS

SEC in the NFL Draft	197-198
Hall of Fame Members	199
SEC National Award Winners	200
SEC All-Americans	201-206
Academic Honor Roll	207-208
Academic All-America	209-210
AFCA Honors	211
Individual SEC Awards	212-213
Coaches All-SEC Teams	214-219
All-Freshmen Teams	220-223
All-Time SEC Players of the Week	223-235

COACHES

All-Time Coaching Records	236-237
Coach of the Year	238
Winningest SEC Coaches	240-241

BOWLS & POLLS

Year-by-Year in Bowl Games	242-244
Bowl Games of SEC Members	245-247
SEC Bowl Records	248-250
All-Time AP Poll	251-252
SEC Teams Ranked No. 1	253-254
UPI Ranking	254-255
USA Today Coaches Rankings	256

CREDITS

Editor

Ben Bealy
SEC Secondary Football Contact

Special Assistance

Chuck Dunlap

Printing

Walker 360 Publishing, Montgomery, Ala.

Layout and Cover Design

Walker 360; BC Romano, SEC

The SEC



SEC The SEC has had four of the last nine CoSIDA/ESPN Academic All-Americans of the Year in Football, two recipients of the William V. Campbell Trophy, 14 first-team CoSIDA/ESPN Academic All-America first team recipients, seven National Football Foundation Scholar-Athletes and 17 representatives on the AFCA Good Works Team in the last 10 years.



Alabama has won four national titles since 2009, three in the BCS era and last year in the College Football Playoff Championship

SEC Since 2005, former SEC players have been named NFL MVP five times.



For the third straight Ole Miss spring break, members of the Rebel football program spent their week off from class, workouts, practice and film sessions doing mission work in Haiti.



Tennessee quarterback Josh Dobbs is an Aerospace Engineering Major and is planning on building airplanes and flying them after his football career.

SEC Twenty-Four SEC football student-athletes have won 27 national academic and community service awards since 2006.



SEC Commissioner Greg Sankey introduced his concept of "Scholars. Champions. Leaders." in his introductory speech at SEC Football Media Days in 2015.

SEC teams have posted 58 wins in the last eight years against non-conference Top 25 Teams



Kentucky and Texas A&M debuted renovated football stadiums in 2015 as the SEC averaged more than 100 percent capacity for the entire season for the first time in league history.



Florida won two BCS national titles, defeating Ohio State in 2006 and Oklahoma in 2008.

SEC 16 bowl wins in the last two seasons



SEC First conference to send at least 10 teams to postseason bowls in three consecutive seasons

SEC The SEC has accrued more bowl wins (65) and appearances (97) than any other conference in last ten years.


SEC The SEC leads all conferences with 65 selections to the Good Works Team since it began in 1992.



SEC The SEC has had more of its former players on NFL rosters in the last 10 seasons than any other conference. Since 2006, the SEC has averaged 255 players per year on NFL opening weekend rosters, as well as 316 over the last five years.



Auburn took home the BCS national title in 2010, upending Oregon in a thriller in Glendale, Ariz.



Georgia wide receiver Malcolm Mitchell wrote a children's book and often speaks about the benefits of reading.

The 2012 BCS National Championship Game pitted two SEC teams against each other, with LSU and Alabama battling for the national title in New Orleans.

SEC 11 Top-25 teams in 2015



Vanderbilt running back Ralph Webb and a small group of Vanderbilt students journeyed to Australia to study biodiversity in the Great Barrier Reef and tropical rain forests last summer.

SEC Eight of the last 10 national championships

SEC Since 2006, five Super Bowl MVPs have been from current SEC schools.




Taveze Calhoun of Mississippi State, with former US Secretary of State Condoleezza Rice, was a 2015 finalist for the National Football Foundation Scholar-Athlete Award.



SEC Since 2010, the SEC has nearly double (65) the total amount of First Round selections than the next closest conference.

SEC Over the last six NFL Drafts, the SEC has accounted for 35 percent of the Top 10 selections.



LSU won the national title twice in the BCS era, defeating Oklahoma in 2003 and Ohio State in 2007.

SEC NCAA-record nine postseason victories in 2015



SEC The SEC led the nation's conferences in draft picks for the 10th consecutive year in 2016.

THE SOUTHEASTERN CONFERENCE

"THE STANDARD OF EXCELLENCE"

The Southeastern Conference, with its storied 83-year history of athletic achievements and academic excellence, has built perhaps the greatest tradition of intercollegiate competition of any league in the country since its inception in 1933.

The 2015-16 academic year was another season to remember for the SEC as conference teams captured five national titles and five national runner-up finishes.

- Since 2000, the SEC has won 106 team national championships for an average of more than six per year.
- The SEC finished in the top two in nine of its 21 sponsored sports and in the top 10 in 20 of the 21 sports.
- Ten SEC teams participated in football postseason bowls with Alabama winning the College Football Playoff.
- Three men's basketball teams and nine women's basketball teams were invited to the NCAA Tournament.
- Seven SEC teams advanced to postseason play in baseball with Florida advancing to the College World Series.
- 174 SEC teams advanced to NCAA postseason competition.
- 68 SEC student-athletes garnered individual national championships.
- 589 individuals were awarded with First-Team All-America Honors.
- More than 3,800 student-athletes earned recognition on the SEC Academic Honor Roll.
- All 14 SEC schools placed in the top 58 of the NACDA Director's Cup rankings and half the league finished in the top 31. Florida led the league with a fifth-place finish. Texas A&M placed 12th while Georgia was 15th; LSU finished 19th, Arkansas 23rd, Kentucky 26th and South Carolina 31st.

A brief sport-by-sport summary of the 2015-16 year follows:

BASEBALL

Seven teams were invited to NCAA play with Florida advancing to the College World Series in Omaha.

NCAA Tournament Participants:

Florida	CWS - 17th
LSU	Super Regionals
Mississippi State	Super Regionals
South Carolina	Super Regionals
Texas A&M	Super Regionals
Ole Miss	Regionals
Vanderbilt	Regionals

SEC Champion: Mississippi State (21-9)

SEC Tournament Champion: Texas A&M

Coach of the Year: John Cohen, MS

Player of the Year: Boomer White, AM

Pitcher of the Year: Logan Shore, UF

Freshman of the Year: Jake Mangum, MS

Scholar-Athlete of the Year: Derek Lance, UT

MEN'S BASKETBALL

The SEC sent seven teams into postseason play.

NCAA Tournament Participants:

Texas A&M	Sweet 16
Kentucky	Second Round
Vanderbilt	First Four

SEC Co-Champions: Kentucky & Texas A&M (13-5)

SEC Tournament Champion: Kentucky

Coach of the Year: Billy Kennedy, AM

Player of the Year: Tyler Ulis, UK

Freshman of the Year: Ben Simmons, LS

Defensive Player of the Year: Tyler Ulis, UK

Sixth Man of the Year: Duane Notice, SC

Scholar-Athlete of the Year: Retin Obasohan, UA

WOMEN'S BASKETBALL

The SEC had a record nine teams earn bids to the 2016 NCAA Tournament.

NCAA Tournament Participants:

Tennessee	Elite Eight
Kentucky	Sweet 16
Mississippi State	Sweet 16
South Carolina	Sweet 16
Auburn	Second Round
Missouri	Second Round
Texas A&M	Second Round
Florida	First Round
Georgia	First Round

SEC Co-Champions: South Carolina (16-0)

SEC Tournament Champion: South Carolina

Coach of the Year: Dawn Staley, SC

Player of the Year: A'ja Wilson, SC

Freshman of the Year: Sophie Cunningham, MO

Defensive Player of the Year: A'ja Wilson, SC

Sixth Player of the Year: Chelsea Jennings, AM

Scholar-Athlete of the Year: Marjorie Butler, UG

MEN'S CROSS COUNTRY

The SEC sent two teams to the 2015 NCAA Cross Country Championships, highlighted by Arkansas and Ole Miss both finishing in the top 30.

NCAA Championships Participants:

Arkansas	244	6th
Ole Miss	607	30th
Ole Miss		South Regional - 2nd
Florida		South Regional - 3rd
Texas A&M		South Central Regional - 3rd
Georgia		South Regional - 4th
Auburn		South Regional - 5th
Alabama		South Regional - 6th
Kentucky		Southeast Regional - 9th
Tennessee		South Regional - 9th
Missouri		Midwest Regional - 11th
Mississippi State		South Regional - 13th
Vanderbilt		South Regional - 19th

SEC Champion: Arkansas

Coach of the Year: Chris Bucknam AR

Runner of the Year: Antibahs Kosgei, AU

Freshman of the Year: Dajour Braxton, LS

Scholar-Athlete of the Year: Christian Heymsfield, AR

WOMEN'S CROSS COUNTRY

Three SEC teams advanced to the 2015 NCAA Cross Country Championships, with Arkansas earning a ninth-place finish.

NCAA Championships Participants:

Arkansas	276	9th
Mississippi St.	405	17th
Vanderbilt	474	19th
Alabama		South Regional - 3rd
Auburn		South Regional - 5th
Ole Miss		South Regional - 7th
Texas A&M		South Central Regional - 7th
Florida		South Regional - 9th
Georgia		South Regional - 10th
Kentucky		Southeast Regional - 11th
Missouri		Midwest Regional - 12th
Tennessee		South Regional - 19th
South Carolina		Southeast Regional - 26th

SEC Champion: Arkansas

Coach of the Year: Lance Harter, AR

Runner of the Year: Dominique Scott, AR

Freshman of the Year: Caroline Pietrzyk, UG

Scholar-Athlete of the Year: Karis Jochen, AM

EQUESTRIAN

Auburn won the NCEA National Championship, marking the 15th consecutive year that a team currently in the SEC captured the equestrian national title.

NCEA Championships Participants:

Auburn	1st - Champion
Georgia	t-3rd
Texas A&M	t-3rd
South Carolina	Participant

SEC Champion: Auburn

Coach of the Year: Meghan Boenig, UG

Scholar-Athlete of the Year: Bailey Mierzejewski, SC

Equitation Over Fences Rider of the Year: Meg O'Mara, UG

Equitation On The Flat Co-Riders of the Year:

Elizabeth Benson, AU & Liza Finsness, UG

Horsemanship Co-Riders of the Year: Griffin

Knight, AU & Bailey Anderson, UG

Reining Rider of the Year: Lauren Garmon, UG

Freshman Equitation Over Fences Rider of the Year: Caitlin Boyle, AU

Freshman Equitation On The Flat Rider of the Year: Caitlin Boyle, AU

Freshman Horsemanship Rider of the Year:

Lauren Diaz, AU

Freshman Reining Rider of the Year: Grayson Stroud, UG

FOOTBALL

Five SEC teams finished the season ranked in the Top 25 of the College Football Playoff Rankings.

Bowl Participants: (Bowl - Final AP/Coaches Ranking)

Alabama	CFP Championship - 1/1
Ole Miss	Sugar - 10/9
Tennessee	Outback - 22/23
Florida	Citrus - 25/25
Georgia	TaxSlayer - rv/24
Mississippi State	Belk - rv/rv
Arkansas	Liberty - rv/rv
Auburn	Birmingham
Texas A&M	Music City
LSU	Texas

SEC Champion: Alabama (7-1)

SEC Coach of the Year: Jim McElwain, UF

Offensive Player of the Year: Derrick Henry, UA

Defensive Player of the Year: Reggie Ragland, UA

Special Teams Player of the Year: Evan Berry, UT

Freshman of the Year: Christian Kirk, AM

Scholar-Athlete of the Year: Ryan Kelly, UA

Jacobs Blocking Trophy: Ryan Kelly, UA & Sebastian Tretola, AR

MEN'S GOLF

Eleven SEC Men's Golf teams advanced to postseason play with three advancing to match play.

NCAA Championships Participants:

LSU	t5th
South Carolina	t5th
Vanderbilt	t5th
Arkansas	12th
Kentucky	13th
Florida	15th
Georgia	t16th
Auburn	t19th
Alabama	t23rd
Tennessee	Stillwater Regional
Texas A&M	Albuquerque Regional

SEC Champion: Georgia

Coach of the Year: Chris Haack, UG

Golfer of the Year: Lee McCoy, UG

Freshman of the Year: Sam Horsfield, UF

Scholar-Athlete of the Year: Euan Walker, MO

WOMEN'S GOLF

Ten SEC Women's Golf teams advanced to the postseason with six making the NCAA Championships.

NCAA Championships Participants:

South Carolina	7th
Alabama	t12th
Arkansas	t12th
Tennessee	16th
Florida	17th
Georgia	t18th
LSU	Baton Rouge Regional
Missouri	Shoal Creek Regional
Texas A&M	Bryan Regional
Vanderbilt	Shoal Creek Regional

SEC Champion: Alabama

Coach of the Year: Mic Potter, UA

Golfer of the Year: Maria Torres, UF

Freshman of the Year: Bailey Tardy, UG

Co-Scholar-Athletes of the Year: Abby Newton, UM & Lucia Polo, UT

GYMNASTICS

The SEC has placed at least two teams in the final top five 31 of the last 32 years and placed three in the top 10 24 consecutive years.

NCAA Championships Participants:

LSU	197.4500	2nd Place
Alabama	197.4375	3rd Place
Florida	197.3500	4th Place
Georgia	196.8125	6th Place
Arkansas	195.500	Iowa City Regional - 3rd
Kentucky	195.725	Tuscaloosa Regional - 4th
Missouri	195.850	Minneapolis Regional - 3rd

SEC Champion: Florida

Co-Coaches of the Year: Mark Cook, AR & Jenny Rowland, UF

Gymnast of the Year: Caitlin Atkinson, AU

Event Specialist of the Year: Ashleigh Gnat, LS

Freshman of the Year: Morgan Porter, MO

Scholar-Athlete of the Year: Lauren Beers, UA

SOCCER

Six teams appeared in the 2015 NCAA Tournament with four advancing to the round of 16.

NCAA Tournament Participants:

Texas A&M	Quarterfinals
Auburn	Third Round
Florida	Third Round
Ole Miss	Third Round
LSU	First Round
South Carolina	First Round

SEC Champions: Florida (8-2-1)

SEC Tournament Champion: Florida

Coach of the Year: Bryan Blitz, MO

Offensive Player of the Year: Savannah Jordan, UF

Defensive Player of the Year: Christen Westphal, UF

Freshman of the Year: CeCe Kizer, UM

Scholar-Athlete of the Year: Abby Lutzenkirchen, UA & Casie Ramsier, AU

SOFTBALL

Eleven teams represented the league in the NCAA Tournament with four advancing to the Women's College World Series.

NCAA Championships Participants:

Auburn	WCWS - 2nd
LSU	WCWS - t3rd
Georgia	WCWS - t5th
Alabama	WCWS - t7th
Florida	Super Regionals
Missouri	Super Regionals
Kentucky	Regionals
Ole Miss	Regionals
South Carolina	Regionals
Tennessee	Regionals
Texas A&M	Regionals

SEC Champion: Florida (20-4)

SEC Tournament Champion: Florida

Coach of the Year: Rachel Lawson, UK

Player of the Year: Kasey Cooper, AU

Pitcher of the Year: Kelsey Nunley, UK

Freshman of the Year: Amanda Lorenz, UF

Scholar-Athlete of the Year: Kasey Cooper, AU

MEN'S SWIMMING & DIVING

Six SEC teams finished among the top 10 at the NCAA Championships.

NCAA Championships Participants:

Florida	334	3rd
Georgia	239.5	5th
Alabama	225	6th
Tennessee	188	7th
Missouri	184	8th
Auburn	167	10th
South Carolina	71	17th
Texas A&M	20	25th
LSU	6	40th
Kentucky	6	40th

SEC Champion: Florida

Swimming Coach of the Year: Gregg Troy, UF

Diving Coach of the Year: Dave Parrington, UT

Swimmer of the Year: Caeleb Dressel, UF

Diver of the Year: Mauricio Robles, UT

Freshman Swimmer of the Year: Laurent Bams, UA

Freshman Diver of the Year: Sam Thornton, AM

Co-Scholar-Athletes of the Year: Connor Oslin, UA & Ty Stewart, UG

WOMEN'S SWIMMING & DIVING

Nine SEC teams finished among the top 30 nationally.

NCAA Championships Participants:

Georgia	414	Champion
Texas A&M	309	4th
Missouri	139	11th
Tennessee	111	13th
Florida	63.5	19th
Kentucky	40	22nd
LSU	21	27th
Alabama	20	28th
South Carolina	18	29th
Auburn	14	33rd

SEC Champion: Texas A&M

Swimming Coach of the Year: Jack Bauerle, UG

Diving Coach of the Year: Dale Schultz, UF

Swimmer of the Year: Brittany MacLean, UG

Diver of the Year: Kahlia Warner, UF

Freshman Swimmer of the Year: Sydney Pickrem, AM

Freshman Diver of the Year: Rachel Rubadue, UT

Scholar-Athlete of the Year: Danielle Galyer, UK

MEN'S TENNIS

Nine teams represented the SEC in the NCAA Championships.

NCAA Championships Participants:

Georgia	Semifinals
Florida	Third Round
Mississippi State	Third Round
Arkansas	Second Round
LSU	Second Round
Ole Miss	Second Round
Texas A&M	Second Round
Kentucky	First Round
Vanderbilt	First Round

SEC Champion: Georgia

SEC Tournament Champion: Florida

Coach of the Year: Bryan Shelton, UF

Player of the Year: Diego Hidalgo, UF

Co-Freshmen of the Year: Alfredo Perez, UF & Ryotaro Matsumura, UK

Scholar-Athlete of the Year: Rishab Agarwal, MS

WOMEN'S TENNIS

Eleven SEC teams advanced to NCAA postseason action.

NCAA Championships Participants:

Vanderbilt	Semifinals
Auburn	Third Round
Florida	Third Round
Georgia	Third Round
Kentucky	Second Round
LSU	Second Round
Mississippi State	Second Round
South Carolina	Second Round
Texas A&M	Second Round
Arkansas	First Round
Ole Miss	First Round

SEC Champion: Florida

SEC Tournament Champion: Florida

Coach of the Year: Roland Thornqvist, UF

Player of the Year: Brooke Austin, UF

Freshman of the Year: Andie Daniell, UA

Scholar-Athlete of the Year: Georgina Sellyn, VU

MEN'S INDOOR TRACK & FIELD

Five SEC teams finished in the top-10 at the NCAA Indoor Championships with Arkansas placing as the national runner-up.

NCAA Championships Participants:

Arkansas	39	2nd
Tennessee	34	3rd
LSU	28	4th
Florida	21	7th
Texas A&M	17	10th
Georgia	9	t24th
Ole Miss	8	t27th
Auburn	3	t51st
Mississippi State	3	t51st
South Carolina	3	t51st
Alabama	1	t64th

SEC Champion: Arkansas

Coach of the Year: Chris Bucknam, AR

Runner of the Year: Christian Coleman, UT

Field Event Athlete of the Year: Jarrion Lawson, AR

Freshman Runner of the Year: Donovan Brazier, AM

Freshman Field Athlete of the Year: Jacob Wooten, AM

Scholar-Athlete of the Year: Jarrion Lawson, AR

WOMEN'S INDOOR TRACK & FIELD

Eight SEC teams finished in the top-25 at the NCAA Championships.

NCAA Championships Participants:

Arkansas	50	2nd
Georgia	45	3rd
Tennessee	30	7th
Kentucky	17	12th
Florida	15	t14th
LSU	15	t14th
Alabama	10	t17th
Vanderbilt	8	t25th
South Carolina	6	t33rd
Texas A&M	5	t36th

SEC Champion: Arkansas

Coach of the Year: Lance Harter, Arkansas

Runner of the Year: Mikiah Brisco, LS

Field Athlete of the Year: Keturah Orji, UG

Freshman Runner of the Year: Diamond Spaulding, AM

Freshman Field Athlete of the Year: Lexi Weeks, AR

Co-Scholar-Athletes of the Year: Taylor Ellis-Watson, AR & Cornelia Griesche, MS

MEN'S OUTDOOR TRACK & FIELD

Six SEC teams finished in the top 10 with Florida winning the national championship.

NCAA Championships Participants:

Florida	62	Champion
Arkansas	56	2nd
Texas A&M	50	3rd
LSU	41	5th
Tennessee	30	6th
Mississippi State	18	9th
Kentucky	11	22nd
Ole Miss	9	t26th
Georgia	8	t29th
South Carolina	5	t47th
Auburn	4	t58th
Alabama	3	t64th
Missouri	3	t64th

SEC Champion: Arkansas

Coach of the Year: Chris Bucknam, AR

Runner of the Year: Nethaneel Mitchell-Blake, LS

Field Athlete of the Year: Lindon Victor, AM

Freshman Runner of the Year: Kahmari Montgomery, MO

Co-Freshmen Field Athletes of the Year: Anders Eriksson, UF & Daniel Haugh, UA

Scholar-Athlete of the Year: Jarrion Lawson, AR

WOMEN'S OUTDOOR TRACK & FIELD

All 14 SEC teams scored at the NCAA Outdoor Championships with Arkansas winning the national title.

NCAA Championships Participants:

Arkansas	72	Champion
Georgia	41	3rd
Texas A&M	35	5th
LSU	31	6th
Florida	28	t9th
Kentucky	25	11th
Mississippi State	13	22nd
Ole Miss	10	t22nd
South Carolina	9	t25th
Alabama	8	t29th
Tennessee	8	t29th
Vanderbilt	8	t29th
Missouri	7	t37th
Auburn	1	t63rd

SEC Champion: Arkansas

Coach of the Year: Lance Harter, AR

Co-Runners of the Year: Felicia Brown, UT & Dominique Scott-Efurd, AR

Field Athlete of the Year: Keturah Orji, UG

Freshman Runner of the Year: Jasmine Camacho-Quinn, UK

Freshman Field Athlete of the Year: Lexi Weeks, AR

Scholar-Athlete of the Year: Keturah Orji, UG

VOLLEYBALL

The SEC sent four teams to the NCAA Tournament, marking the 26th straight year of sending at least two teams to NCAA postseason play.

NCAA Tournament Participants:

Florida	Quarterfinals
Missouri	Second Round
Texas A&M	Second Round
Kentucky	First Round

SEC Champion: Texas A&M (16-2)

Coach of the Year: Laurie Corbelli, AM

Player of the Year: Stephanie Aiple, AM

Libero of the Year: Ashley Dusek, UK

Freshman of the Year: Alyssa Munlyn, MO

Scholar-Athlete of the Year: Stephanie Campbell, AU

2015-16 SEC YEAR IN REVIEW

Sport	SEC Champion(s)	SEC Tournament Champion	NCAA Teams	Best National Finish (NCAAs and/or Poll)	First Team All-Americans	Individual National Champions
Baseball	Mississippi State	Texas A&M	7	Florida (t7th)	4	---
Men's Basketball	Kentucky Texas A&M	Kentucky	3	Texas A&M (Sweet 16)	2	---
Women's Basketball	South Carolina	South Carolina	9	Tennessee (Elite Eight)	2	---
Men's Cross Country	Arkansas	---	2	Arkansas (6th)	2	0 winners in 1 event
Women's Cross Country	Arkansas	---	2	Arkansas (9th)	5	0 winners in 1 event
Equestrian	Auburn	---	4	Auburn (Champion)	6	---
Football	Alabama	---	10	Alabama (Champion)	10	---
Men's Golf	Georgia	---	11	LSU/USC/VU (t5th)	6	0 winners in 1 event
Women's Golf	Alabama	---	10	South Carolina (7th)	4	0 winners in 1 event
Gymnastics	Florida	---	7	LSU (2nd)	39	6 winners in 4 of 5 events
Soccer	Florida	Florida	6	Texas A&M (Quarterfinals)	2	---
Softball	Florida	Florida	11	Auburn (2nd)	6	---
Men's Swimming & Diving	Florida	---	10	Florida (3rd)	117	8 winners in 5 of 21 events
Women's Swimming & Diving	Texas A&M	---	10	Georgia (Champion)	86	8 winner in 5 of 21 events
Men's Tennis	Georgia	Florida	9	Georgia (Semifinals)	14	0 winners in 2 events
Women's Tennis	Florida	Florida	11	Vanderbilt (Semifinals)	17	1 winner in 2 events
Men's Indoor Track & Field	Arkansas	---	11	Arkansas (2nd)	54	7 winners in 4 of 17 events
Women's Indoor Track & Field	Arkansas	---	10	Arkansas (2nd)	53	5 winners in 5 of 17 events
Men's Outdoor Track & Field	Arkansas	---	13	Florida (Champion)	76	18 winners in 12 of 21 events
Women's Outdoor Track & Field	Arkansas	---	14	Arkansas (Champion)	83	15 winners in 12 of 21 events
Volleyball	Texas A&M	---	4	Florida (Quarterfinals)	1	---
TOTALS			174	5 NATIONAL CHAMPIONS	589	68

SEC ALL-TIME NATIONAL CHAMPIONS

BASEBALL (10)

1990	Georgia (52-19)
1991	LSU (55-18)
1993	LSU (53-17-1)
1996	LSU (52-15)
1997	LSU (57-13)
2000	LSU (52-17)
2009	LSU (56-17)
2010	South Carolina (54-16)
2011	South Carolina (55-14)
2014	Vanderbilt (51-21)

MEN'S BASKETBALL (11)

1948	Kentucky (36-3)
1949	Kentucky (32-2)
1951	Kentucky (32-2)
1958	Kentucky (23-6)
1978	Kentucky (30-2)
1994	Arkansas (31-3)
1996	Kentucky (34-2)
1998	Kentucky (35-4)
2006	Florida (33-6)
2007	Florida (35-5)
2012	Kentucky (38-2)

WOMEN'S BASKETBALL (8)

1987	Tennessee (28-6)
1989	Tennessee (35-2)
1991	Tennessee (30-5)
1996	Tennessee (32-4)
1997	Tennessee (29-10)
1998	Tennessee (39-0)
2007	Tennessee (34-3)
2008	Tennessee (36-2)

WOMEN'S BOWLING (1)

2007	Vanderbilt (74-14)
------	--------------------

BOXING (1)

1949	LSU (20)
------	----------

MEN'S CROSS COUNTRY (8)

1972	Tennessee (134)
1991	Arkansas (52)
1992	Arkansas (46)
1993	Arkansas (31)
1995	Arkansas (100)
1998	Arkansas (97)
1999	Arkansas (58)
2000	Arkansas (83)

WOMEN'S CROSS COUNTRY (1)

1988	Kentucky (75)
------	---------------

EQUESTRIAN (4)

2013	Auburn
2014	Georgia
2015	South Carolina
2016	Auburn

FOOTBALL (23)

1951	Tennessee (10-1/AP, UPI)
1957	Auburn (10-0/AP)
1958	LSU (11-0/AP, UPI)
1960	Ole Miss (10-0-1/FWAA)
1961	Alabama (11-0/AP, UPI)
1964	Alabama (10-1/AP, UPI)
1965	Alabama (9-1-1/AP, FWAA)
1973	Alabama (11-1/UPI)
1978	Alabama (11-1/AP, FWAA)
1979	Alabama (12-0/AP, UPI, FWAA)
1980	Georgia (12-0/AP, UPI, FWAA)
1992	Alabama (13-0/AP, UPI, USA Today, FWAA)

1996	Florida (12-1/AP, UPI, USA Today, FWAA)
1998	Tennessee (13-0/AP, USA Today, FWAA)
2003	LSU (13-1/USA Today, BCS)
2006	Florida (13-1/USA Today, BCS)
2007	LSU (12-2/USA Today, BCS)
2008	Florida (13-1/USA Today, BCS)
2009	Alabama (14-0/USA Today, BCS)
2010	Auburn (14-0/AP, USA Today, BCS)
2011	Alabama (13-1/AP, USA Today, BCS)
2012	Alabama (13-1/AP, USA Today, BCS)
2015	Alabama (14-1/AP, USA Today)

MEN'S GOLF (13)

1940	LSU (601-tie)
1942	LSU (590-tie)
1947	LSU (606)
1955	LSU (574)
1968	Florida (1154)
1973	Florida (1149)
1993	Florida (1145)
1999	Georgia (1180)
2001	Florida (1126)
2005	Georgia (1135)
2013	Alabama
2014	Alabama
2015	LSU

WOMEN'S GOLF (4)

1985	Florida (1218)
1986	Florida (1180)
2001	Georgia (1176)
2012	Alabama (1171)

GYMNASTICS (19)

1987	Georgia (187.90)
1988	Alabama (190.05)
1989	Georgia (192.65)
1991	Alabama (195.125)
1993	Georgia (198.00)
1996	Alabama (198.025)
1998	Georgia (197.725)
1999	Georgia (196.850)
2002	Alabama (197.575)
2005	Georgia (197.825)
2006	Georgia (197.750)
2007	Georgia (197.850)
2008	Georgia (197.450)
2009	Georgia (197.825)
2011	Alabama (197.650)
2012	Alabama (197.850)
2013	Florida (197.575)
2014	Florida (198.175)
2015	Florida (197.850)

RIFLE (1)

2011	Kentucky
------	----------

WOMEN'S SOCCER (1)

1998	Florida (26-1)
------	----------------

SOFTBALL (3)

2012	Alabama (60-8)
2014	Florida (55-12)
2015	Florida (60-7)

MEN'S SWIMMING & DIVING (11)

1978	Tennessee (307)
1983	Florida (238)
1984	Florida (287.5)

1997	Auburn (496.5)
1999	Auburn (467.5)
2003	Auburn (609.5)
2004	Auburn (634)
2005	Auburn (491)
2006	Auburn (480.5)
2007	Auburn (566)
2009	Auburn (526)

WOMEN'S SWIMMING & DIVING (14)

1982	Florida (505)
1999	Georgia (504.5)
2000	Georgia (490.5)
2001	Georgia (389)
2002	Auburn (474)
2003	Auburn (536)
2004	Auburn (569)
2005	Georgia (609.5)
2006	Auburn (518.5)
2007	Auburn (535)
2010	Florida (382)
2013	Georgia (477)
2014	Georgia (528)
2016	Georgia (414)

MEN'S TENNIS (7)

1959	Tulane (tie)
1985	Georgia (36-1)
1987	Georgia (24-3)
1999	Georgia (26-5)
2001	Georgia (28-1)
2007	Georgia (32-0)
2008	Georgia (27-3)

WOMEN'S TENNIS (9)

1992	Florida (30-0)
1994	Georgia (27-2)
1996	Florida (31-0)
1998	Florida (27-0)
2000	Georgia (27-2)
2003	Florida (31-2)
2011	Florida (31-1)
2012	Florida (27-1)
2015	Vanderbilt (25-6)

MEN'S INDOOR TRACK & FIELD (18)

1992	Arkansas (53)
1993	Arkansas (66)
1994	Arkansas (94)
1995	Arkansas (59)
1997	Arkansas (59)
1998	Arkansas (56)
1999	Arkansas (65)
2000	Arkansas (69.5)
2001	LSU (34)
2002	Tennessee (52)
2003	Arkansas (54)
2004	LSU (44.5)
2005	Arkansas (56)
2006	Arkansas (53)
2010	Florida (57)
2011	Florida (52)
2012	Florida (52)
2013	Arkansas (57)

WOMEN'S INDOOR TRACK & FIELD (15)

1987	LSU (49)
1989	LSU (61)
1991	LSU (48)
1992	Florida (50)
1993	LSU (49)
1994	LSU (48)
1995	LSU (40)

1996	LSU (52)
1997	LSU (49)
2002	LSU (57)
2003	LSU (62)
2004	LSU (52)
2005	Tennessee (46)
2009	Tennessee (42)
2015	Arkansas (63)

MEN'S OUTDOOR TRACK & FIELD (21)

1933	LSU (58)
1974	Tennessee (60)
1989	LSU (53)
1990	LSU (44)
1991	Tennessee (51)
1992	Arkansas (60)
1993	Arkansas (69)
1994	Arkansas (83)
1995	Arkansas (61.5)
1996	Arkansas (55)
1997	Arkansas (55)
1998	Arkansas (58.5)
1999	Arkansas (59)
2001	Tennessee (50)
2002	LSU (64)
2003	Arkansas (59)
2004	Arkansas (65.5)
2005	Arkansas (60)
2012	Florida (50)
2013	Florida (53)
	Texas A&M (53)
2016	Florida (62)

WOMEN'S OUTDOOR TRACK & FIELD (19)

1987	LSU (62)
1988	LSU (61)
1989	LSU (86)
1990	LSU (53)
1991	LSU (78)
1992	LSU (87)
1993	LSU (93)
1994	LSU (86)
1995	LSU (69)
1996	LSU (81)
1997	LSU (63)
2000	LSU (58)
2002	South Carolina (82)
2003	LSU (64)
2006	Auburn (57)
2008	LSU (67)
2012	LSU (76)
2014	Texas A&M (75)
2016	Arkansas (72)

SEC ALL-TIME NATIONAL CHAMPIONSHIPS

Men's.....	123
Women's.....	98
Coed.....	1
TOTAL.....	222

SEC NATIONAL CHAMPIONSHIPS SINCE 2000

Men's.....	51
Women's.....	54
Coed.....	1
TOTAL.....	106

NOTE: NCAA National Champions only with the exception of football and equestrian.



SEC COMMISSIONER GREG SANKEY

Greg Sankey is the eighth commissioner of the Southeastern Conference, assuming that position on June 1, 2015, after serving on the SEC staff for 13 years in various leadership roles.

He introduced his concept of “Scholars, Champions, Leaders” to describe the impact of the SEC in his first major address as commissioner at SEC Football Media Days in July of 2015.

“Educating scholars and supporting champions provides the platform for developing leaders who will influence the world,” said Sankey, who outlined a plan for magnifying the SEC’s leadership in collegiate athletics.

Now beginning his second year at the helm of the SEC, Sankey has quickly established himself as an advocate for the student-athlete, creating a framework to provide young people in the Conference with new leadership opportunities and resources to succeed at the highest levels of academic achievement and competitive success.

One of Sankey’s early actions as commissioner was to create a new position in the SEC office for a Director of Student-Athlete Engagement, a role now filled by a former University of Florida women’s basketball student-athlete who focuses on creating opportunities for SEC current and former student-athletes to participate in Conference leadership and prepare for life after their intercollegiate athletics participation concludes.

At the May 2016 SEC Spring Meetings, Sankey introduced new Student-Athlete Leadership Councils in the sports of Football and Men’s and Women’s Basketball which, in addition to the Conference’s longstanding Student-Athlete Advisory Council, provide student-athletes with additional opportunities to engage with campus leaders and Conference office staff.

Even before his appointment as commissioner of the SEC, Sankey led national efforts to enhance the student-athlete experience. Working in con-

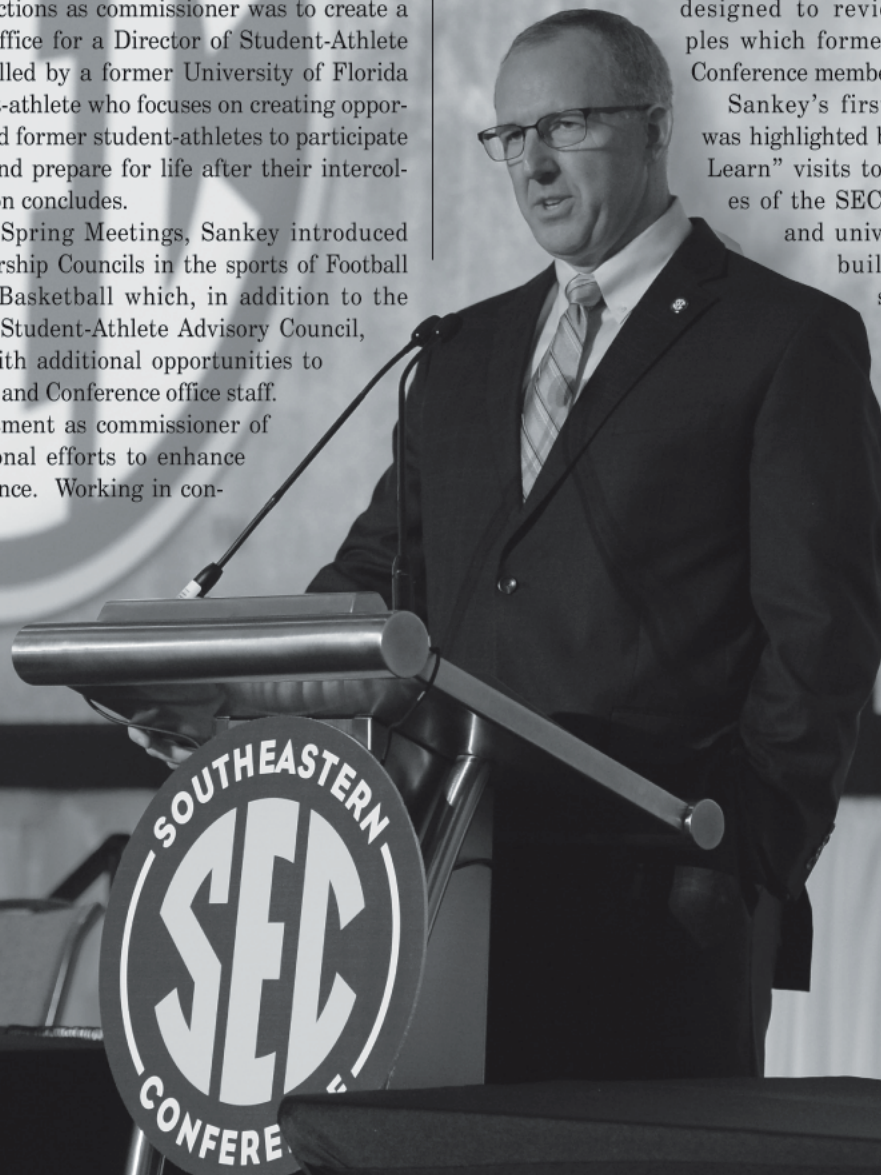
cert with former SEC Commissioner Mike Slive, he played a central role in crafting the new autonomy governance structure of the NCAA, designed to put the student-athlete first in the development of new legislation.

Upon assuming the role of commissioner, Sankey moved swiftly to address issues critical to college athletics on the Conference and national levels. He appointed a Working Group on Student-Athlete Conduct, a collection of campus leaders established to engage in a continued conversation on student-athlete issues for the purpose of making recommendations for Conference policies or institutional best practices to shape student-athlete behavioral expectations in the SEC.

When Sankey first joined the SEC in 2002, he played a central role in former commissioner Mike Slive’s efforts to reshape the SEC’s enforcement and compliance program. To renew and strengthen the commitment made by league institutions to a culture of compliance in the SEC, last year Sankey appointed a Working Group on Compliance, Enforcement and Governance, designed to review and update principles which formed the foundation of the Conference membership’s commitment.

Sankey’s first year as commissioner was highlighted by a series of “Listen and Learn” visits to each of the 14 campuses of the SEC. He met with athletics and university administration to build on existing relationships between the campuses and the Conference office and to strengthen the bond of the league’s institutions.

“The culture and collegiality pres-



ent among the SEC's leadership, despite the intense athletic competition, is a component critically important to the Conference's future stability and success," Sankey said.

In addition, he spent considerable time on each campus with student-athletes to hear first-hand of their experiences in competition and in the classroom, and their expectations of the college experience and the governing bodies that lead college athletics.

Another priority under Sankey's leadership is to effectively publicize the success stories of the SEC. As a first step, the SEC collaborated with Conference institutions and the SEC Network to create a series of 30-second video spots titled "I Am The SEC" which featured compelling off-the-field stories of SEC student-athletes in all sports. The spots run during SEC Network events throughout the athletic year.

"The athletic achievements of the SEC continue to be well-documented, but many of our student-athletes lead interesting lives or have intriguing stories that happen away from the field of play," said Sankey in introducing the video series. "This is an opportunity to tell stories of academic achievement, personal ambition, community service, determination in the face of adversity and character of mind."

To build on this initiative for the future, Sankey engaged the SEC with The Richards Group, a highly successful national branding and marketing agency, to develop a comprehensive branding and messaging campaign to positively feature the SEC, its student-athletes, alumni, leaders and fans.

Sankey has solidified the future of the Conference's post-season championship events, reaching an agreement with Mercedes-Benz Stadium to host the SEC Football Championship in Atlanta through 2026, and working with the City of Hoover to create a unique "baseball campus" to host the SEC Baseball Tournament at Hoover Metropolitan Stadium under a new agreement that starts in 2017. In addition, Sankey recognized the significance of the removal of the Confederate Battle Flag in the state of South Carolina by establishing Greenville as the site of the SEC Women's Basketball Tournament in 2017.

In his first year as commissioner, the SEC won five national titles, claiming championships by Alabama in football, Georgia in women's swimming & diving, Auburn in equestrian, Florida in men's outdoor track & field and Arkansas in women's outdoor track & field.



Sankey remains active within the NCAA committee structure, which includes his current service as Chair of the NCAA Division I Committee on Infractions.

Sankey, 52, joined the SEC staff in 2002 as Associate Commissioner to oversee the SEC's governance, enforcement and compliance program, and later added supervision of the league's championships staff to his responsibilities. He was elevated to Executive Associate

Commissioner and Chief Operating Officer for the league office in 2012.

Prior to joining the SEC staff, Sankey was Commissioner of the Southland Conference for nearly seven years. He joined the Southland Conference staff in 1992 where he served as both assistant and associate commissioner before he was named commissioner in 1996 at the age of 31.

Prior to his term at the Southland Conference he was director of compliance and academic services at Northwestern State University in Natchitoches, Louisiana. While at Northwestern State, Sankey also coached the Demons' golf teams for two years, earning the Golf Coaches Association of America District VI Coach of the Year award in 1991.

Previous to his tenure at Northwestern State, he was the director of intramural sports at Utica College in upstate New York.

On March 12, 2015, the presidents and chancellors of the SEC announced Sankey would succeed Slive as commissioner of the SEC.

A native of Auburn, New York, Sankey earned his master's degree from Syracuse University and his undergraduate degree from the State University of New York College at Cortland. Sankey and his wife, Cathy, reside in Birmingham, Alabama, and have two adult daughters, Hannah and Moriah.



The Sankey family: Moriah, Cathy, Greg and Hannah

SECU ACADEMIC INITIATIVE



SECU

The Academic Initiative of the SEC

Through its SECU academic initiative, the Southeastern Conference sponsors, supports and promotes collaborative higher education programs and activities involving administrators, faculty and students at its member universities. SECU is led by the president or chancellor of each SEC university and is managed by the chief academic officer.

SECU academic initiative goals include:

- Advancing the academic reputation of SEC universities beyond the traditional SEC region;
- Highlighting the endeavors and achievements of SEC faculty, students and administrators;
- Identifying and preparing future leaders for high-level service in academia;
- Increasing the amount and type of education abroad opportunities available to SEC students; and
- Supporting collaboration between SEC faculty and administrators.

Current SECU academic initiatives include:

- The SEC Academic Leadership Development Program seeks to identify, prepare and advance academic leaders for roles within SEC institutions and beyond. It has two components, a university-level program and two, three-day, SEC-wide workshops held on specified campuses for all participants.
- The SEC College Tour occurs twice annually, once in the fall and once in the spring. Enrollment administrators from all

SEC universities participate in events intended to introduce SEC universities to students, parents and high school counselors from outside of the southeast region.

- The SEC education abroad focus includes a cooperative agreement that gives SEC students access to international programs offered at other SEC universities; an engineering exchange agreement with the Politecnico di Torino in Italy; and Dr Pepper awards that support SEC students with demonstrated financial need who represent non-traditional study abroad participants.
- The SEC Faculty Achievement and Professor of the Year Awards recognize faculty with outstanding records in research and scholarship. There is one winner per campus and one overall winner for the SEC.
- The SEC Faculty Travel Program is intended to enhance collaboration that stimulates scholarly initiatives between SEC universities. The program offers faculty from each SEC university the opportunity to travel to other SEC universities to develop grant proposals, conduct research and deliver artistic performances.
- The SEC MBA Case Competition is an opportunity for SEC business schools to showcase their students' skills at solving simulated, real-world problems that cover the spectrum of business disciplines. The competition is held on one SEC campus and teams of four MBA students compete against other SEC teams, the best receiving various awards and recognition.



SEC HEADQUARTERS

Almost 33 years after moving to Birmingham from Jackson, Miss., the SEC moved into its current headquarters on October 15, 1991.

The building is now named for Roy F. Kramer, the SEC's sixth commissioner who retired in July 2002. During his tenure as the league's commissioner, the SEC won 85 national championships and distributed more than \$654 million in revenue back to its member institutions.

The 30,000 square-foot building was provided by the city of Birmingham. It was designed to house the SEC staff and accommodate the needs of the various committees, coaches and administrative groups that meet on a regular basis.

From its headquarters, the SEC office certifies the eligibility of all student-athletes, manages championship events, enhances academic opportunities for student-athletes, monitors NCAA and SEC compliance, coordinates officiating assignments, negotiates television con-

tracts, distributes conference revenue, cultivates corporate sponsorships and coordinates media and public relations efforts.

In 2005, a state-of-the-art video command center was built inside the headquarters and named for the late Brad Davis, the SEC Associate Commissioner who was responsible for its development. Davis passed away on March 2, 2006.

The building also features a rotunda that highlights school banners, championship pedestals and two galleries displaying the member institutions.

The SEC Office underwent a vast renovation in the fall of 2012, with an upgrade to the Davis Command Center being completed prior to the 2014 season, which nearly tripled the size of the area. A live satellite uplink to the SEC Network in Charlotte, N.C., was implemented in 2015, with collaborative instant replay being integrated into the Central Review Center prior to the 2016 football season.



FORMER SEC HEADQUARTERS IN BIRMINGHAM

Redmont Hotel (1946-67)

Central Bank Building (1967-88)

Riverchase Galleria Tower (1988-1991)





1930s

1940s



1960s



1950s



SEC MILESTONES

Formed 1933

Dec. 22, 1894: In Atlanta, Dr. William L. Dudley of Vanderbilt presides over an organization meeting of the Southern Intercollegiate Athletic Association: Alabama, Auburn, Georgia, Georgia Tech, North Carolina, Sewanee and Vanderbilt. Football formalized in 1869.

April 9, 1880: First football game in The Southeast on ground now called Old Stoll Field at the University of Kentucky is played.

November, 1881: Kentucky A&M (now Kentucky) establishes a team and plays a three-game series against Transylvania College.

1895: 11 current SEC members playing football.

1893: Vanderbilt begins playing basketball at the Nashville YMCA two years after Naismith originated the game at Springfield (Mass.) College.

1895: SIAA organized track on conference level.

May 15, 1896: First conference championship meet (track) held at Vanderbilt.

1895: SIAA expands and adds Central, Clemson, Cumberland, Kentucky, LSU, Mercer, Mississippi, Nashville, Southeastern Presbyterian, Tennessee, Texas and Tulane.

1900: Eight of the 13 charter SEC members participating in track.

1920: SIAA encompasses 30 members.

Dec. 12-13, 1920: In Gainesville, Fla. Professor S.V. Sanford (Georgia) presides over newly formed Southern Conference (Alabama, Auburn, Clemson, Georgia, Georgia Tech, Kentucky, Maryland, Mississippi, North Carolina, North Carolina State, Tennessee, Virginia, Virginia Tech and Washington and Lee).

1922: Florida, LSU, Mississippi, South Carolina, Tulane, Vanderbilt and Virginia Military join the Southern Conference.

1923: Sewanee joins the Southern Conference.

1928: Duke joins the Southern Conference.

Dec. 8-9, 1932: In Knoxville, Dr. Frank L. McVey (Kentucky) serves as president as the SEC is formed with 13 members of the Southern Conference located west and south of the Appalachian Mountains. The institutions are: Alabama, Auburn, Florida, Georgia, Georgia Tech, Kentucky, LSU, Ole Miss, Mississippi, Sewanee, Tennessee, Tulane, Vanderbilt.

Feb. 16, 1933: Informal meeting of SEC school presidents, Birmingham, Ala.

Feb. 27, 1933: First full meeting, Atlanta, Ga.

1933: First SEC champions crowned in baseball, basketball, football and outdoor track.

Feb. 24 - 28, 1933: League's first basketball tournament in Atlanta, Ga.

Spring 1933: First NCAA Championship won by SEC school (LSU, men's track).

Fall, 1933: Coach Frank Thomas leads Alabama (5-0-1) to first SEC football championship title with 7-0 win over Vanderbilt.

1935: League sponsors first men's team title for cross country.

1937: League sponsors first men's team title for golf and swimming.

1938: League sponsors first men's team title for tennis.

1940: In Jackson, Miss., the office of the commissioner is formed.

August 21, 1940: Former Mississippi Governor Martin S. Conner named first SEC commissioner.

Dec. 13, 1940: Sewanee withdraws from the SEC.

Fall 1946: Secretary of the Conference Dean N.W. Dougherty (University of Tennessee) named acting SEC commissioner.

1948: Conference office moves to Birmingham, Ala.

Feb. 21, 1948: Former LSU coach Bernie H. Moore named second SEC commissioner.

1948: Kentucky Wildcats bring home the first NCAA basketball Tournament win by an SEC team.



1970s

October 20, 1951: The Alabama-Tennessee football game in Birmingham's Legion Field becomes the first televised event in SEC history.

1952: University of Alabama Faculty Chairman of Athletics, Dr. Albert B. Moore, becomes first SEC representative to serve as NCAA president.

1957: League sponsors first men's team title for indoor track.

1964: Elmore "Scoop" Hudgins, Vanderbilt's first publicity director, joins SEC staff and organizes the "Top Twenty Coaches" and developed the preseason football "skywriters" tour.

June 1, 1964: Georgia Tech withdraws from the SEC.

1965: Kentucky football's Nat Northington becomes the first African-American athlete to receive an athletic scholarship at an SEC institution.

1966: A.M. (Tonto) Coleman named third SEC commissioner.

June 1, 1966: Tulane withdraws from the SEC.

1971: Dr. Earl M. Ramer, University of Tennessee faculty athletic representative, is second SEC official to serve as NCAA president.

August 1, 1972: Dr. H. Boyd McWhorter, Dean of Arts and Sciences at University of Georgia and secretary of the league, named fourth SEC commissioner.

January 1, 1977: The SEC begins its long-standing agreement with the Sugar Bowl in New Orleans to send its champion to the game when Georgia faced Pittsburgh.

1980s



1979-80: SEC championships for women's basketball, tennis and volleyball recognized.

1980-81: SEC championships for women's golf, gymnastics, swimming and track and field added.

July 1983: The SEC signs an agreement with the Turner Broadcasting System to begin airing a football "Game of the Week" in the fall of 1984.

March 26, 1986: The SEC and Jefferson-Pilot Teleproductions (JP Sports) sign a contract to televise basketball games on a syndicated basis throughout the region.

September 15, 1986: Dr. Harvey W. Schiller, an Air Force colonel and faculty chair at the U.S. Air Force Academy named fifth SEC commissioner.

January 10, 1990: Roy F. Kramer, Vanderbilt athletics director, named sixth SEC commissioner.

1990: University of Arkansas (11th member) and University of South Carolina (12th member) join the league (the two institutions participated in SEC championships for all sports except football during the 1991-92 academic year).

November 29, 1990: SEC presidents announce Eastern and Western divisions and vote to adopt an eight-game football schedule to begin in 1992.

May 30, 1991: SEC presidents award the inaugural SEC Football Championship Game to the city of Birmingham.

February, 1992: The SEC and JP Sports announce a four-year agreement to televise an SEC football game of the week on a syndicated basis throughout the region.



1990s

April 15, 1992: The SEC and ABC Sports announce a four-year contract to televise the SEC Football Championship Game.

December 5, 1992: SEC hosts the nation's first Division 1A conference football championship game at Legion Field in Birmingham. Alabama defeats Florida 28-21 and goes on to capture the national title at the USF&G Sugar Bowl in New Orleans.

1993: SEC institutions adopt the Principles of Gender Equity recognizing that each school will provide at least two more women's intercollegiate programs than the number of men's.

1993: SEC championship for women's soccer added.

February 11, 1994: SEC announces a multi-sport television agreement with CBS Sports to televise SEC football (1996-2001), and men's and women's basketball (1994-95 through 2000-01).

February 25, 1994: SEC members vote to play the 1994 and 1995 SEC Championship Game in Atlanta's Georgia Dome.

August 4, 1994: A group of Division 1-A conferences (including the SEC) select the Fiesta, Sugar and Orange Bowls as hosts for the Bowl Alliance games beginning at the conclusion of the 1995 regular season.

October 13, 1994: ABC and the SEC extend the agreement to televise the Championship Game through 2000.

November 7, 1994: SEC extends its agreement with JP Sports to televise weekly football games through the 2000 season.

2000s



June 1, 1995: SEC extends its agreement with the Georgia Dome to host the SEC Football Championship Game through 1998.

1997: SEC championship for softball added.

May 29, 1997: SEC extends its agreement with the Georgia Dome to host the SEC Football Championship Game through 2001.

February 2, 1998: SEC reaches a multi-year extension with CBS Sports to broadcast its football and men's and women's basketball games.

June 7, 1999: SEC and ESPN reach a multi-year extension to televise football and men's and women's basketball for the next eight seasons.

2001: CBS expands its SEC football commitment and provides exclusive national network broadcasts of SEC home games.

December 6, 2001: SEC and CBS announce an agreement for CBS Sports to televise the SEC Football Championship Game through 2008.

June 2, 2002: Michael L. Slive, who served as Commissioner of Conference USA, appointed seventh SEC commissioner.

June 4, 2004: SEC Task Force on Compliance and Enforcement issues its report calling to have none of the league's schools on NCAA probation within the next five years. Report is unanimously accepted.

February 23, 2005: SEC announced the formation of its Academic Consortium linking the academic resources of its 12 member institutions.



2010s

August 14, 2008: CBS Sports and the SEC announce a 15-year agreement to extend broadcasts of SEC football and basketball games. CBS will continue to be exclusive national network broadcast of SEC home football games and the SEC Championship game.

August 25, 2008: ESPN and the SEC announce a 15-year agreement beginning in 2009-10 through 2023-24. It is the longest national rights agreement in ESPN history. ESPN entities (ESPN, ESPN on ABC, ESPN2, ESPNU, ESPN Regional Television, ESPN360.com, ESPN Mobile TV, ESPN GamePlan, ESPN Full Court, ESPN International, ESPN Deportes, ESPN Classic) will carry more than 5,500 SEC events including football, men's and women's basketball, Olympic sports and SEC Championships.

December 2009: Florida and Alabama, both 12-0 and ranked No. 1 and No. 2 nationally, meet for the SEC Championship at the Georgia Dome, won by Alabama 32-13. The game drew an 11.8 TV rating, the highest in SEC Championship Game history.

January 2010: Alabama defeats Texas 37-21 in the BCS National Championship Game, the first time in the history of college football for a single conference to win four consecutive national championships.

January 2011: Auburn defeats Oregon 22-19 in the BCS Championship game, giving the league an unprecedented fifth consecutive BCS National Championship. The SEC moves to 7-0 in BCS Championship games.

Fall 2011: League announces that Texas A&M (13th member) and Missouri (14th member) will join the conference effective July 1, 2012, with competition to begin in all sports for the 2012-13 academic year.

Present Day



January 2012: Alabama and LSU face off in New Orleans for the BCS Championship, won by the Crimson Tide 21-0. It marks the sixth consecutive national championship in football for the SEC.

July 1, 2012: Missouri and Texas A&M officially become members of the Southeastern Conference.

January 2012: Alabama defeats Notre Dame 42-14 at the BCS Championship Game in Miami, Fla., the seventh consecutive national title for the SEC.

2013: SEC Championship for equestrian added.

May 2, 2013: The SEC, in conjunction with ESPN, announces the creation of The SEC Network, set to launch in August of 2014.

August 14, 2014: The SEC Network, a multi-platform network, which will air SEC content 24/7 including more than 1,000 events in its first year, launches.

2014: The SEC sends a NCAA-record 12 teams to participate in postseason bowl games. The SEC matched its most wins during a bowl season with seven.

June 1, 2015: Gregory A. Sankey becomes the SEC's eighth commissioner.

2015: Alabama captured the SEC's first national championship of the College Football Playoff era, the eighth title in the last ten years for the SEC. The conference went an unprecedented 9-2 in postseason bowl games, establishing new NCAA and SEC records in the process.

SEC STAFF



MARK WOMACK
Executive Associate
Commissioner/CFO



TIFFANY DANIELS
Associate
Commissioner



CHARLIE HUSSEY
Associate
Commissioner



WILLIAM KING
Associate
Commissioner



DAN LEIBOVITZ
Associate
Commissioner



HERB VINCENT
Associate
Commissioner



MATT BOYER
Assistant
Commissioner



LESLIE CLAYBROOK
Assistant
Commissioner



BYRON HATCH
Assistant
Commissioner



WILL LAWLER
Assistant
Commissioner



CHRIS WALDSMITH
Assistant
Commissioner



KATHRYN SWITZER
Exec. Associate to
Commissioner



TORIE JOHNSON
Exec. Director
of SECU



MISTY BROWN
Director of Student-
Athlete Engagement



CHUCK DUNLAP
Director of
Communications



JOHN GIBSON
Director of
Championships



CRAIG PINKERTON
Director of
Communications



BC ROMANO
Director of Video
and Creative
Services



MILTON ROY
Director of
Compliance



JIM SULLIVAN
Director of
Championship Ticket
Operations



TAMMY WILSON
Director of
Communications



SYLVIA HAGAN
Associate Director
of Officiating
Administration



BEN BEATY
Assistant Director of
Communications



COLE CUNNINGHAM
Assistant Director of
Video and Creative
Services



JILL SKOTARCZAK
Assistant Director of
Communications



ALLY SLIVKA
Assistant Director of
Financial Operations



BRETT THOMPSON
Assistant Director of
Championship Ticket
Operations



BRYANT WELBOURNE
Assistant Director,
SECU



KORY DAHLEN
Competition
Coordinator



ANN DRINKARD
Communications/
Digital Media Asst.



ROBERT MILLIGAN
Video Assistant



SUSAN BISHOP
Administrative
Assistant, SECU



ALLISON JACOBS
Administrative
Assistant



DONNA MOORE
Administrative
Assistant



BAILEY POWELL
Admin. Asst. for the
Commissioner's Office



GRACE SANDERS
Admin. Asst. Football
Administration



BRENDA GRAY
Receptionist



STEVE SHAW
Coordinator of
Football Officials



BEN OLDHAM
Coordinator of
Football Replay



LARRY TEMPLETON
Consultant to
Commissioner



JAMEY VINCENT
Football Legends
Coordinator

OFFICIAL SPONSOR PROGRAM

The Southeastern Conference Official Sponsor program began in 1988 with three companies dedicated to intercollegiate athletics and higher education.

Now supported by many of the nation's top corporations, this program has evolved into the most successful of its kind.

Each member of the SEC Official Sponsor team shows its commitment to the future of intercollegiate athletics with contributions to SEC Youth Clinics, SEC Scholarship Programs, SEC Academic Enhancement Programs, Championship Grants, FanFare and Legends Programs.

The corporations also conduct consumer promotions designed to increase sales and brand awareness.

These promotions also increase public awareness of the member institutions of the SEC, which in turn supports increased ticket sales and high television and radio ratings.

In addition to the broad spectrum of benefits provided by these contributions, each SEC institution is a direct beneficiary of the program. SEC Official Sponsors include Allstate Insurance, AT&T, Belk, Dr Pepper, Johnsonville and Regions Bank.

PROGRAM MISSION

The mission of the corporate sponsor program is:

1. To develop marketing and promotional activities that benefit the SEC, its member institutions and the participating corporations;

2. To emphasize the positive role of athletics in our society; and
3. To provide funding for youth clinics, championship events and academic enhancement programs.



SEC OFFICIAL SPONSORS



SEC LICENSING PROGRAM

The Southeastern Conference markets its registered marks (Southeastern Conference, SEC, SEC Seal and SEC logos) through a licensing program with the Collegiate Licensing Company. The SEC began its licensing program in 1988 to protect the use of its name and insignias and to ensure that its member institutions benefit from the use and sale of items bearing its name and/or logos.

The program also ensures that manufacturers and retailers market only the highest-quality merchandise using the conference name and logos. The SEC has joined a significant number of colleges and universities throughout the country to bring about consistency in the marketplace for officially-licensed collegiate products.



AN IMG COMPANY

SEC MEDIA SERVICES

SEC COMMUNICATIONS MISSION STATEMENT

The Southeastern Conference has been the nation's leader in communications during its history. The SEC understands the importance of assisting the media in providing coverage of the conference and its institutions. To this end, the conference, including all of its member institutions, shall make the best attempt to fill reasonable requests by media outlets. Members of the media are encouraged to work with the communications director of each institution and the conference office to establish satisfactory media policies that are mutually beneficial to all parties.

SEC FOOTBALL MEDIA DAYS

Kickoff 2016, will take place at the Hyatt Regency Birmingham-Wynfrey Hotel in Hoover, Ala., from July 11-14.

Three to four schools will appear each day, along with various SEC representatives.

For more information about SEC Football Media Days, contact the SEC Communications Office.

SEC CHAMPIONSHIP GAME

December 3, 2016
Georgia Dome (71,500)
Atlanta, Ga.
CBS Sports - 4 p.m. ET

MEDIA INFORMATION

Media credential requests for the 2016 SEC Championship football game can be taken online at www.secsportsmedia.com beginning October 15.

The SEC will conduct a media teleconference with the two participating head coaches on Sunday, November 27 at 5 p.m. ET. Another media teleconference, with three participating student-athletes from each school, will be held on Monday, November 28 at 1 p.m. ET.

A press conference featuring both participating head coaches will be held at the Georgia Dome on Friday, December 2, at 2 p.m. ET.

The Friday press conference and the post-game press conference on Saturday will be available on a satellite uplink and SEC FTP, and live on The SEC Network. Additional information will be included in the league's weekly media release.

For further information concerning media coverage of the SEC Football Championship Game, please contact the SEC Communications Department.

WEEKLY COACHES TELECONFERENCE

The 14 SEC coaches will be featured on a weekly teleconference each Wednesday from 11 a.m. - 1:30 p.m. (ET) [10 a.m. - 12:30 p.m. (CT)] beginning August 31 and concluding November 23. The SEC will also hold a spring football coaches media teleconference in May 2017. Media representatives wishing to participate in the teleconference should contact the SEC Communications Office for further details.

A replay of each week's teleconference can be heard on the SEC's website, www.SECsports.com.

Each coach will appear on the teleconference for ten minutes, according to the following schedule (All Times Central):

10:00 a.m. Les Miles, LSU
10:10 a.m. Kirby Smart, Georgia
10:20 a.m. Jim McElwain, Florida
10:30 a.m. Derek Mason, Vanderbilt
10:40 a.m. Nick Saban, Alabama
10:50 a.m. Butch Jones, Tennessee
11:00 a.m. Bret Bielema, Arkansas
11:10 a.m. Barry Odom, Missouri

11:20 a.m. Hugh Freeze, Ole Miss
11:30 a.m. Kevin Sumlin, Texas A&M
11:40 a.m. Mark Stoops, Kentucky
11:50 a.m. Dan Mullen, Mississippi State
12:00 p.m. Will Muschamp, South Carolina
12:10 p.m. Gus Malzahn, Auburn

SEC FTP FEEDS

The Southeastern Conference provides a FTP feed each day during Football Media Days, as well as from the SEC Football Championship Game. Details are available through the SEC Communications Office.

SEC E-MAIL SERVICE

Information on SEC football will be emailed periodically through the season to accredited media throughout the country. To be added to the SEC football email list, please register online at www.secsportsmedia.com.

SEC PLAYERS OF THE WEEK

The SEC will name a freshman of the week along with an offensive, defensive, offensive lineman, defensive lineman and special teams player of the week each Monday throughout the regular season.

Nominations for the awards are made by the SEC sports information directors. The honorees are selected by a vote of the SEC Communications and football staff.

collegepressbox.com
SINCE 2005 EVERYTHING BUT THE PRE-GAME MEAL

Collegepressbox.com is the official media website for SEC football. Access and download weekly game notes, quotes, statistics, photos, media guides and more for the conference and each of its 14 member schools throughout the season. Registration information will be distributed to accredited media or you may request more information by sending an e-mail to password@collegepressbox.com.

www.SECsports.com
www.secsportsmedia.com

The Southeastern Conference has an extensive presence on the Internet and the SEC Network.

General SEC football information can be accessed on the Web at www.SECsports.com. The football section is updated with new material daily on the page, with standings, statistics, game previews, notes and other important information. The SEC also offers a media-only website - www.secsportsmedia.com. Media covering the SEC can retrieve information from the conference office as, SEC logos, photos and a championship credentialing system for SEC football is available on the site. (The site houses all media information and links for the other 20 sports the SEC sponsors).

SEC WEBSITES

All 14 SEC schools place much of their information released to the media online on their websites. The website addresses are below:

ALABAMA — www.rolltide.com
ARKANSAS — www.arkansasrazorbacks.com
AUBURN — www.auburntigers.com
FLORIDA — www.floridagators.com
GEORGIA — www.georgiadogs.com
KENTUCKY — www.ukathletics.com
LSU — www.lsusports.net
OLE MISS — www.olemisssports.com
MISSISSIPPI STATE — www.hailstate.com
MISSOURI — www.mutigers.com
SOUTH CAROLINA — www.gamecocksonline.com
TENNESSEE — www.utsports.com
TEXAS A&M — www.12thman.com
VANDERBILT — www.vucommODOres.com

FOLLOWING THE SEC . . .



On Facebook, like the page called "Southeastern Conference".



On Twitter, follow the SEC at @SEC.

SEC OFFICE

GREG SANKEY • Commissioner
2201 Richard Arrington Blvd. North
Birmingham, AL 35203

Main Switchboard: (205) 458-3000
Administrative Fax: (205) 458-3031
Fax: (205) 458-3030

COMMUNICATIONS STAFF

HERB VINCENT • Associate Commissioner
E-Mail/Twitter: hvincent@sec.org; @SECCherbin

#CHUCK DUNLAP • Director
E-Mail/Twitter: cdunlap@sec.org; @SEC_Chuck

CRAIG PINKERTON • Director
E-Mail/Twitter: cpinkerton@sec.org; @SEC_Craig

TAMMY WILSON • Director
E-Mail/Twitter: twilson@sec.org; @SEC_Tammy

B.C. ROMANO • Director of Video
and Creative Services
E-Mail: bcromano@sec.org

%BEN BEATY • Assistant Director
E-Mail/Twitter: bbeaty@sec.org; @BenBeaty

JILL SKOTARCZAK • Assistant Director
E-Mail/Twitter: jskotarczak@sec.org; @SEC_Jill

ANN DRINKARD • Assistant / Digital Media
E-Mail/Twitter: adrinkard@sec.org; @anndrinkard

- SEC Football Primary Contact; % - Secondary Contact

SEC FOOTBALL VIDEO REPLAY

Instant Replay

SECTION 1. Purpose and Philosophy

Purpose

ARTICLE 1. Instant replay is a process whereby video review is used to confirm, reverse or let stand certain on-field decisions (Rule 12-3) made by game officials.

Philosophy

ARTICLE 2. The instant replay process operates under the fundamental assumption that the ruling on the field is correct. The replay official may reverse a ruling if and only if the video evidence convinces him beyond all doubt that the ruling was incorrect. Without such indisputable video evidence, the replay official must allow the ruling to stand.

SECTION 2. Eligibility for Instant Replay

Participation

ARTICLE 1.

- Any member institution may use instant replay, but there is no requirement to do so. If instant replay is used, it must be used in full compliance with this rule.
- For any nonconference game, if the home team is using instant replay, the visiting team does not have the option of declining its use for that game. If the home team is not using instant replay, it is not required to honor a request by the visiting team that it be used.

SECTION 3. Reviewable Plays

Scoring Plays

ARTICLE 1. Reviewable plays involving a potential score include:

- A potential touchdown or safety. [Exception: Safety by penalty for fouls that are not specifically reviewable.]
- Field goal attempts if and only if the ball is ruled (a) below or above the crossbar or (b) inside or outside the uprights when it is lower than the top of the uprights. If the ball is higher than the top of the uprights as it crosses the end line, the play may not be reviewed.

Passes

ARTICLE 2. Reviewable plays involving passes include:

- Pass ruled complete, incomplete or intercepted anywhere in the field of play or an end zone.
- Forward pass touched by a player (eligible or ineligible) or an official.
- Forward pass or forward handing when a ball carrier is or has been beyond the neutral zone.
- A forward pass or forward handing after a change of team possession.
- Pass ruled forward or backward.

- If the pass is ruled forward and is incomplete, the play is reviewable only if the ball goes out of bounds or if there is clear recovery of a loose ball in the immediate continuing action after the loose ball. If the replay official does not have indisputable video evidence as to which team recovers, the ruling of incomplete pass stands. (**Exception:** Rule 12-3-1-a)
 - If the replay official reverses an incomplete forward pass ruling and the ball is recovered, it belongs to the recovering team at the spot of the recovery and any advance is nullified.
- f. Location of the passer when he is obviously in the field of play and a ruling of intentional grounding would result in a safety by penalty.

Dead Ball and Loose Ball

ARTICLE 3. Reviewable plays involving potential dead balls and loose balls include:

- Loose ball by a potential passer ruled a fumble.
- Loose ball by a passer ruled incomplete forward pass when there is clear recovery in the immediate continuing action after the loose ball.
 - If the replay official does not have indisputable video evidence as to which team recovers, the ruling of incomplete pass stands.
 - If the replay official rules fumble, the ball belongs to the recovering team at the spot of the recovery and any advance is nullified.
- Live ball not ruled dead in possession of a ball carrier.
- Loose ball ruled dead, or live ball ruled dead in possession of a ball carrier when the clear recovery of a loose ball occurs in the immediate continuing action.

- If the ball is ruled dead and the replay official does not have indisputable video evidence as to which team recovers, the deadball ruling stands.
 - If the replay official rules that the ball was not dead, it belongs to the recovering team at the spot of the recovery and any advance is nullified.
- Ball carrier's forward progress, spot of fumble, or spot of out-of-bounds backward pass, with respect to a first down.
 - Catch or recovery of a fumble by a Team A player other than the fumbler before any change of possession during fourth down or a try.
 - Ball carrier in or out of bounds. If a ball carrier is ruled out of bounds, the play is not reviewable, except as in Rules 12-3-1-a and 12-3-3-d.
 - Catch, recovery or touching of a loose ball by a player in bounds or out of bounds.
 - A loose ball touching on or beyond a sideline, goal line, or end line, touching a pylon, or breaking the plane of a goal line.
 - Catch or recovery of a loose ball in the field of play or an end zone.
 - Forward fumble that goes out of bounds with respect to a first down.

Kicks

ARTICLE 4. Reviewable plays involving kicks include:

- Touching of a kick.
- Player beyond the neutral zone when kicking the ball.
- Kicking team player advancing a ball after a potential muffed kick/fumble by the receiving team.
- Scrimmage kick crossing the neutral zone.
- Blocking by Team A players before they are eligible to touch the ball on an on-side kick.

Targeting

ARTICLE 5

- The replay official shall review all targeting fouls, Rules 9-1-3 and 9-1-4. The review includes all aspects of the targeting foul to ascertain whether there is at least one indicator of targeting action (Note 1 to Rules 9-1-3 and 9-1-4), and:
 - Whether the crown of the helmet is used to make forcible contact (Rule 9-1-3); OR
 - Whether there is forcible contact to the head or neck area of a defenseless opponent (Rules 9-1-4 and 2-27-14).
- The replay official may create a targeting foul, but only in egregious instances in which a foul is not called by the officials on the field. Such a review may not be initiated by a coach's challenge.

Miscellaneous

ARTICLE 6. Situations that may be addressed by the replay official:

- The number of players on the field for either team during a live ball.
- Clock adjustment and status when a ruling is reviewed.
- Clock adjustment at the end of any quarter. (**Exception:** Rule 3-2-5-b) If at the end of any quarter the game clock expires, either during a down in which it should be stopped by rule through play when the ball becomes dead or after the down upon a request for an available team timeout, the replay official may restore time only under these conditions:
 - The replay official has indisputable video evidence that time should have remained on the game clock when the ball became dead or when the team timeout was granted;
 - In the second and fourth quarters only, the team to which the ball would belong after it becomes dead would next put the ball in play from scrimmage (not the try);
 - In the fourth quarter only, either the score is tied or the team that will next snap the ball is behind by eight points or fewer; and
 - The replay official's video evidence includes the timeout signal by an official in the case where the game clock should have stopped for a requested team timeout.
- Correcting the number of a down.
 - This includes the result of a penalty enforcement that includes an automatic first down or loss of down.
 - The correction may be made at any time within that series of downs or before the ball is legally put in play after that series.

- Any person who is not a player interfering with live-ball action occurring in the field of play (Rule 9-2-3).
- An injured player at the initiation of the medical observer.

Limitations on Reviewable Plays

ARTICLE 7. No other plays or officiating decisions are reviewable. However, the replay official may correct egregious errors, including those involving the game clock, whether or not a play is reviewable. This excludes fouls that are not specifically reviewable (See Article 8, following).

Reviewable Fouls

ARTICLE 8. The following plays are reviewable and the replay official may create a foul when there is no call by the on-field officials:

- Player making a forward pass or forward handoff when beyond the neutral zone or after a change of possession (Rule 12-3-2-c and -d).
- Player beyond the neutral zone when kicking the ball (Rule 12-3-4-b).
- Blocking by Team B players before they are eligible to touch the ball on an onside kick (Rule 12-3-4-e).
- The number of players on the field for either team during a live ball (Rule 12-3-6-a).
- Illegal touching of a forward pass by an originally eligible receiver who has gone out of bounds. (Rules 12-3-2-b and 12-3-3-h).
- Player who is out of bounds touching a free kick that had not been touched inbounds (Rule 12-3-4-a).
- Forward pass that becomes illegal as a second pass after an on-field ruling of a backward pass is reversed (Rule 12-3-2-e).
- A clear, obvious and egregious targeting foul (Rule 12-3-5-b).

SECTION 4. Instant Replay Personnel, Equipment and Location

Personnel

ARTICLE 1. Instant replay personnel shall consist of the number of persons needed to operate the replay equipment within the necessary time constraints. There shall be a minimum of three persons to ensure that all plays are reviewed in an efficient and timely manner. Such persons are normally referred to as replay official, communicator and technician. Additional personnel may be used as needed.

Equipment

ARTICLE 2. The type of equipment used to carry out necessary instant replay duties shall be determined by each conference or member institution using instant replay.

Location

ARTICLE 3.

- All equipment used reviewing a play during the replay process and the personnel using that equipment shall be located in a separate, secure location in the press box. This room shall not be available or accessible to any person not directly involved in instant replay.
- Additional telephonic equipment needed to allow instant replay personnel to communicate with the game referee when a game has been stopped for a play review shall be located on a sideline near the field of play and preferably outside a team area. Such equipment shall provide the game referee and the replay official a secure and private means of communication.

SECTION 5. Initiating the Replay Process

Game Stop

ARTICLE 1. There are two methods to stop a game to review a ruling on the field.

- The replay official and his crew shall review every play of a game. He may stop a game at any time before the ball is next legally put in play (**Exception:** Rule 12-3-6-d) whenever he believes that:
 - There is reasonable evidence to believe an error was made in the initial on-field ruling.
 - The play is reviewable.
 - The outcome of a review would have a direct, competitive impact on the game.
- The head coach of either team may request that the game be stopped and a play be reviewed by challenging the on-field ruling.

SOUTHEASTERN CONFERENCE FOOTBALL TELEVISION SCHEDULE 2016

(As of June 7, 2016)

1. A head coach initiates this challenge by taking a team timeout before the ball is next legally put in play (**Exception:** Rule 12-3-6-d) and informing the referee that he is challenging the ruling of the previous play. If a head coach's challenge is successful, he retains the challenge, which he may use only once more during the game. Thus, a coach may have a total of two challenges if and only if his initial challenge is successful.
2. After a review has been completed, if the on-field ruling is reversed, that team's timeout will not be charged.
3. After a review has been completed, and the on-field ruling is not reversed, the charged team timeout counts as one of the three permitted that team for that half or the one permitted in that extra period.
4. A head coach may not challenge a ruling in which the game was stopped and a decision has already been made by the replay official.
5. If a head coach requests a team timeout to challenge an on-field ruling and the play being challenged is not reviewable, the timeout shall count as one of the three permitted his team during that half of the game or the one permitted in that extra period.
6. A head coach may not challenge an on-field ruling if all the team's timeouts have been used for that half or in that extra period.

When To Stop a Game

ARTICLE 2.

- a. A game may be stopped, either by the replay official or by a head coach's challenge, at any time before the ball is next legally put in play (**Exception:** Rule 12-3-6-d).
- b. No game official may request that a game be stopped for a play to be reviewed.

SECTION 6. Reviewing an On-Field Ruling

Procedures

ARTICLE 1.

- a. When a game is to be stopped either by the replay official or by a head coach's challenge, the designated officials on the field will be notified by a buzzer system or other appropriate means.
- b. If the review is initiated by the replay official, the referee shall announce: "The ruling on the previous play is ... (brief description of ruling). The play is under further review." If the game has been stopped due to a head coach's challenge, the referee shall announce: "The (name of institution) head coach has challenged the ruling of (state the ruling). The play is under further review."
- c. All reviews shall be based upon video evidence provided by and coming directly from the televised production of the game or from other video means available to the replay official.
- d. After the referee has conferred with the replay official and the review process has been completed, he shall make one of the following announcements:
 1. If the video evidence confirms the on-field ruling: "After further review, the ruling on the field is confirmed."
 2. If there is no indisputable (conclusive) evidence to reverse the on-field ruling: "After further review, the ruling on the field stands."
 3. If the on-field ruling is reversed (Rule 12-7): "After further review, the ruling is [followed by a brief description of the video evidence]. Therefore, [followed by a brief description of the impact of the ruling]."
- e. If a ruling is reversed, the replay official shall supply the referee with all pertinent data as needed (next down, distance, yard line, position of the ball, clock status/adjustment) in order to resume play under the correct game conditions.

Restrictions

ARTICLE 2.

- a. There is no restriction on the number of times the replay official may stop a game for reviews.
- b. The replay official is under no time limit for a review.

SECTION 7. Reversing an On-Field Ruling


Criterion for Reversal

ARTICLE 1. To reverse an on-field ruling, the replay official must be convinced beyond all doubt by indisputable video evidence through one or more video replays provided to the monitor.

Experimental Rule Instant Replay

Rule 12-4-3: An experimental rule creating an exception to Rule 12-4-3 to allow conferences to use a collaborative process for instant replay. Under this experiment, personnel in a separate secure location identified by the conference will assist the Instant Replay Official at the stadium in making decisions.

DATE	GAME	NETWORK	TIME (ET)
Thur. Sept. 1	Appalachian State at Tennessee	SEC Network	7:30 ET
Thur. Sept. 1	South Carolina at Vanderbilt	ESPN	8:00 ET
Sat. Sept. 3	Missouri at West Virginia	FS1	Noon ET
Sat. Sept. 3	South Alabama at Miss. State	SEC Network	Noon ET
Sat. Sept. 3	LSU vs. Wisconsin (Game in Lambeau)	ABC	3:30 ET
Sat. Sept. 3	UCLA at Texas A&M	CBS	3:30 ET
Sat. Sept. 3	La. Tech at Arkansas	SEC Network	4:00 ET
Sat. Sept. 3	North Carolina vs. Georgia (Game in Atlanta)	ESPN	5:30 ET
Sat. Sept. 3	Southern Miss at Kentucky	ESPNU	7:30 ET
Sat. Sept. 3	UMass at Florida	SEC Network	7:30 ET
Sat. Sept. 3	Alabama vs. Southern Cal (Game in Arlington)	ABC	8:00 ET
Sat. Sept. 3	Clemson at Auburn	ESPN	9:00 ET
Mon. Sept. 5	Ole Miss vs. Florida State (Game in Orlando)	ESPN	8:00 ET
Sat. Sept. 10	Nicholls State at Georgia	SEC Network	Noon ET
Sat. Sept. 10	Prairie View at Texas A&M	SEC Net. Alt.	Noon ET
Sat. Sept. 10	Western Kentucky at Alabama	ESPN2	3:30 ET
Sat. Sept. 10	Kentucky at Florida	CBS	3:30 ET
Sat. Sept. 10	Wofford at Ole Miss	SEC Network	4:00 ET
Sat. Sept. 10	Middle Tennessee at Vanderbilt	SEC Net. Atl.	4:00 ET
Sat. Sept. 10	South Carolina at Miss. State	ESPN or ESPN2	7:00 ET
Sat. Sept. 10	Arkansas at TCU	ESPN or ESPN2	7:00 ET
Sat. Sept. 10	Arkansas State at Auburn	SEC Network	7:30 ET
Sat. Sept. 10	Eastern Michigan at Missouri	SEC Net. Alt.	7:30 ET
Sat. Sept. 10	Jacksonville State at LSU	ESPNU	7:30 ET
Sat. Sept. 10	Tennessee vs. Virginia Tech (Game in Bristol, TN)	ABC	8:00 ET
Sat. Sept. 17	Ohio at Tennessee	SEC Network	Noon ET
Sat. Sept. 17	Vanderbilt at Ga. Tech	ACC Network	12:30 ET
Sat. Sept. 17	Alabama at Ole Miss	CBS	3:30 ET
Sat. Sept. 17	East Carolina at South Carolina	SEC Network	4:00 ET
Sat. Sept. 17	New Mexico State at Kentucky	SEC Net. Alt.	4:00 ET
Sat. Sept. 17	Miss. State at LSU	ESPN or ESPN2	7:00 ET
Sat. Sept. 17	Texas A&M at Auburn	ESPN or ESPN2	7:00 ET
Sat. Sept. 17	North Texas at Florida	ESPNU	7:30 ET
Sat. Sept. 17	Georgia at Missouri	SEC Network	7:30 ET
Sat. Sept. 17	Texas State at Arkansas	SEC Net. Alt.	7:30 ET
Sat. Sept. 24	Vanderbilt at Western Kentucky	CBSSN	4:30 ET
Fri. Oct. 14	Mississippi State at BYU	ESPN	10:15 ET
Sat. Oct. 29	Florida vs. Georgia (Game in Jacksonville)	CBS	3:30 ET
Sat. Nov. 5	CBS Doubleheader at 3:30 and 8:00 pm ET		
Sat. Nov. 12	CBS Doubleheader at Noon and 3:30 ET		
Thur. Nov. 24	LSU at Texas A&M	ESPN	7:30 ET
Fri. Nov. 25	Arkansas at Missouri	CBS	2:30 ET
Sat. Dec. 3	SEC Championship Game (Game in Atlanta)	CBS	4:00 ET



SEC NETWORK TAKE IT ALL IN

On August 14, 2014 SEC Network launched in 62 million homes nationwide. On that day, SEC Network became the most successful new channel launch in cable history and it hasn't stopped going since. Currently boasting 70 million subscribers, the network produced 1,500 events surrounded by 1,400 hours of original programming in its debut year.



Events

Prior to launch, SEC Network committed to airing a total of 1,000 events annually—comprised of both television and school-produced digital events.

By April, the multiplatform network had reached 1,000 digital events alone, doubling the expectations for SEC Network +.

All 14 schools have at least one control room, fibered sports facilities and a bureau cam room. The network utilizes over 23,000 feet of fiber—nearly the circumference of the world—to connect the schools to SEC Network headquarters in Charlotte, N.C. Each school has committed to producing 40 live SEC Network + events annually and on average, produced 70 in their inaugural year.



Football on SEC Network

SEC Network kicks off its third football season on Thursday, Sept 1 with Appalachian State at Tennessee at 7:30 p.m. ET.

In weeks 2 and 3 SEC Network will air an expanded schedule, utilizing the SEC Network Alternate Channel to carry three additional games on Saturday, Sept. 10 and two additional games on Saturday, Sept. 17. In total, SEC Network will air over 45 football games again this season with a noon, 4 p.m. or 7:30 p.m. kick most Saturdays following week 3. The companion channel, SEC Network Alternate, will be used only on occasions when live games overlap. All SEC Network and SEC Network Alternate games are available to stream on WatchESPN and the ESPN app.

SEC Network returns its Primetime Football Game booth of legendary broadcaster Brent Musburger and analyst Jesse Palmer. This season Kaylee Hartung will join the crew as sideline reporter.

What are
SEC Network and SEC Network +?

 **24/7** coverage of the Southeastern Conference and its 21 college sports

 **550+** digital-only live events

How can I watch online?

Visit WatchESPN.com, the WatchESPN app, or SECNetwork.com on any platform.

STEP 1: Select your TV provider.

STEP 2: Enter your TV subscription username and password.

Returning Line-Up

SEC Network returns a line-up of popular shows and expert analysts to cover college football in the Southeastern Conference.

Relive the magic of the weekend all week long with:

SEC Nation: Saturday morning's traveling pre-game show, previewing games and storylines from the fandom of game day on SEC campuses. Aired from 10-noon ET. Maria Taylor joins Tim Tebow, Marcus Spears and Paul Finebaum as the new host of SEC Nation this fall. Laura Rutledge will also travel with the show as a reporter.

SEC Now: SEC Network's flagship news and information show hosted by Dari Nowkhah, Peter Burns and this fall, Laura Rutledge. A rotating panel of network analysts discuss what's happening now in the SEC's 21-sponsored sports. Aired five nights a week.

Film Room: sit down with a different head football coach in the SEC each week for an exclusive film session, breaking down the X's and O's of recent game action.

SEC Rewind: take a look back at a historic game from the SEC.

SEC Storied: documentary films and features - created by ESPN Films - on the people, teams, moments and events that tell the ongoing story of the Southeastern Conference.

The Paul Finebaum Show: Paul Finebaum provides compelling opinions on SEC sports through a deep knowledge of the conference and interaction with passionate callers that have followed him for years. Aired live every weekday from 3-7 p.m. ET.

Where to Watch:

SEC Network is carried by most major providers, including: AT&T U-verse, Charter, Comcast Xfinity TV, Cox Communications, DIRECTV, DISH, Mediacom, Suddenlink, Time Warner Cable, Verizon FiOS, members of the NCTC, NRTC and NTTCC and many more...

SEC Network content is available across multiple platforms including:

The 24/7 **SEC Network** television channel. A simulcast of the network is available to watch anytime, anywhere via WatchESPN

SEC Network Alternate: an additional television channel used on occasion when live event schedules overlap.

SEC Network +: additional digitally-exclusive SEC events, available on WatchESPN, SECNetwork.com and the ESPN app.



SEC CHAMPIONSHIP GAME

DECEMBER 3, 2016



The Southeastern Conference's Eastern and Western Division winners will meet in Atlanta's Georgia Dome to battle for the league championship and the right to represent the conference in the College

Football Playoff. The 25th-annual title game is set for December 3 and will be televised nationally by CBS Sports.

The game was born as a result of 1992 conference expansion, which saw Arkansas and South Carolina become the first members added in SEC history. Under NCAA regulations, a conference with 12 members may play an additional football game to determine its champion, provided the regular season is played in divisions.

The participants of the game are determined each year during the eight-game regular-season conference schedule as the teams with the best overall SEC winning percentage in each division.

CBS Sports' national coverage of the 2015 SEC Championship game, which saw Alabama defeat Florida, 29-15, was the highest-rated college football game of the year.

The SEC Championship game averaged an overnight household rating/share in the metered markets of 8.3/17, up 8%, from last year's 7.7/16 for Alabama-Missouri. The 2009 SEC Championship Game earned an 11.8 rating and a 24 share, marking the highest-rated SEC Championship Game in history. The game matched the No. 1 Florida Gators (12-0) vs. the No. 2 Alabama Crimson Tide (12-0).

The SEC Championship Game has drawn 22 capacity crowds in its 24-year history. Only 1993 (Birmingham) and 1995 (Atlanta) were not sellouts.

The SEC, along with AMB Sports & Entertainment (AMBSE) and the Georgia World Congress Center Authority (GWCCA), recently announced an agreement to host the SEC Championship Game at Mercedes-Benz Stadium in Atlanta through 2026. The new agreement allows the SEC the option of

CHAMPIONSHIP GAME QUICK FACTS

Date: Saturday, December 3

Site: Georgia Dome; Atlanta, Ga.

Capacity: 71,500

Time: 4 p.m. ET

Television: CBS Sports

For Tickets:

SEC Ticket Office

2201 Richard Arrington Blvd. North

Birmingham, AL 35203

(205) 458-3000

www.secticketoffice.com

Georgia Dome Contract: Through 2016 game

Mercedes-Benz Stadium Contract: Through 2026 game

CBS Sports Contract: Through 2024 game

Highest TV Rating: 11.8 (24 share) - 2009

Largest Crowd: 83,091 (Alabama vs. Florida, Legion Field) - 1992

Largest Georgia Dome Crowd: 75,892 (Alabama vs. Florida) - 2008

adding up to two successive five-year extensions.

The Georgia Dome has hosted the SEC Championship Game for 22 years beginning in 1994, with capacity crowds in the last 20 consecutive years. By the end of the new agreement, including options, the Championship will have been played in Atlanta a total of 43 years. Mercedes-Benz Stadium is set to open in 2017, with 2016 set to be the final SEC Championship Game held in the Georgia Dome.

2015 SEC CHAMPIONSHIP GAME



ATLANTA - Derrick Henry rushed for 189 bruising yards and second-ranked Alabama defeated No. 18 Florida 29-15 in the 2015 Southeastern Conference championship game.

The Crimson Tide held the Gators to just three yards of offense in the second and third quarters, assuring itself of a spot in the College Football Playoff semifinals.

Florida briefly grabbed a 7-2 lead on Antonio Callaway's 85-yard punt return for a touchdown early in the second quarter, but Alabama took control from there.

Henry came into the game as a Heisman favorite and finished with a staggering 44 carries against one of the nation's top defenses to earn MVP honors. He put Alabama ahead to stay on a 2-yard run late in the first half, and looked as fresh at the end of the game as he did at the beginning, carrying the ball right to the final seconds.


Henry tied the SEC record for touchdowns in a season (23) and eclipsed Herschel Walker's 34-year-old conference mark for rushing yards in a year, pushing his total to 1,986.

The expected defensive slugfest -- both teams were among the nation's leaders in numerous categories -- played out in the first half, though Alabama clearly had the superior team. The Tide led just 12-7 at the break, scoring a safety off a blocked punt, settling for a field goal after a long drive, and turning it over deep in Florida territory.

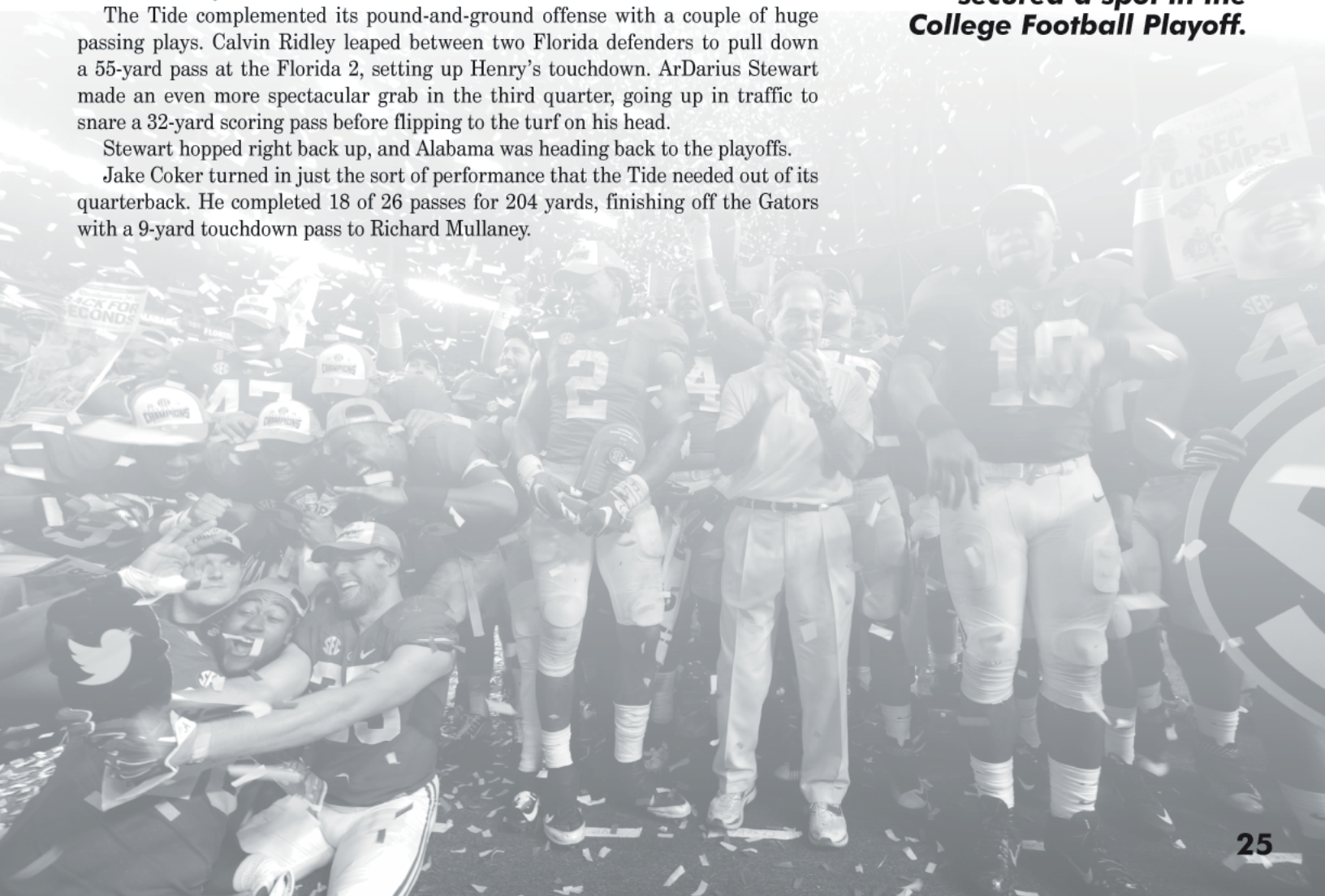
The Tide complemented its pound-and-ground offense with a couple of huge passing plays. Calvin Ridley leaped between two Florida defenders to pull down a 55-yard pass at the Florida 2, setting up Henry's touchdown. ArDarius Stewart made an even more spectacular grab in the third quarter, going up in traffic to snare a 32-yard scoring pass before flipping to the turf on his head.

Stewart hopped right back up, and Alabama was heading back to the playoffs.

Jake Coker turned in just the sort of performance that the Tide needed out of its quarterback. He completed 18 of 26 passes for 204 yards, finishing off the Gators with a 9-yard touchdown pass to Richard Mullaney.



Alabama won its 25th SEC Championship and secured a spot in the College Football Playoff.



2015 SEC CHAMPIONSHIP

December 5 • Atlanta, Ga. • Georgia Dome (75,320)

SCORING SUMMARY

Florida	0	7	0	8	=	15
Alabama	2	10	10	7	=	29

1st 9:05 UA - Team Safety, UA 2,
 2nd 11:53 UF - Antonio Callaway 85 Yd Punt Return (Neil MacInnes kick), 3-2, 1:17, UF 7, UA 2
 5:45 UA - Adam Griffith 28 FG, 14-64, 6:08, UF 7, UA 5
 2:26 UA - Derrick Henry 2 run, 3-58, 1:02 (Adam Griffith kick), UA 12, UF 7
 3rd 8:04 UA - Adam Griffith 30 FG, 12-65, 6:56, UA 15, UF 7
 2:49 UA - ArDarius Stewart 32 pass from Jake Coker (Adam Griffith kick), 10-81, 4:47, UA 22, UF 7
 4th 8:50 UA - Richard Mullaney 9 pass from Jake Coker (Adam Griffith kick), 9-58, 4:26, UA 29, UF 7
 5:02 UF - C.J. Worton 46 pass from Treon Harris (Harris run for 2-pt conv.), 3-81, 0:59, UA 29, UF 15

TEAM STATISTICS

	UF	UA
FIRST DOWNS	7	25
RUSHES-YARDS (NET)	15-21	58-233
PASSING YDS (NET)	165	204
Passes Att-Comp-Int	24-9-1	26-18-0
TOTAL OFFENSE PLAYS-YARDS	45-180	84-437
Fumble Returns-Yards	0-0	0-0
Punt Returns-Yards	3-84	8-45
Kickoff Returns-Yards	2-44	2-46
Interception Returns-Yards	0-0	1--1
Punts (Number-Avg)	9-46.0	6-51.2
Fumbles-Lost	1-0	2-1
Penalties-Yards	5-51	5-35
Possession Time	16:31	43:29
Third-Down Conversions	0-of-11	7-of-17
Fourth-Down Conversions	0-of-1	1-of-1
Red-Zone Scores-Chances	0-0	4-6
Sacks By: Number-Yards	2-17	5-36

INDIVIDUAL STATISTICAL LEADERS

RUSHING: UF - Kelvin Taylor 7-8, Jordan Cronkrite 2-8, Jordan Scarlett 1-3, Treon Harris 11-(-4). UA - Derrick Henry 44-189-1, Jake Coker 8-23, Kenyan Drake 4-14, ArDarius Stewart 1-5, Calvin Ridley 1-2.

PASSING: UF - Treon Harris 9-24-0-165-1. UA - Jake Coker 18-26-0-204-2.

RECEIVING: UF - Jake McGee 3-43, Valdez Showers 2-22, Antonio Callaway 1-46, C.J. Worton 1-46-1, DeAndre Goolsby 1-15, Treon Harris 1-(-7). UA - Calvin Ridley 8-102, ArDarius Stewart 4-64-1, Richard Mullaney 3-22-1, Kenyan Drake 3-16.

INTERCEPTIONS: UF - None. UA - Marlon Humphrey 1-(-1)

FUMBLES: UF - Antonio Callaway 1-0; UA - Jake Coker 1-0, Derrick Henry 1-1.



Alabama's Derrick Henry was the SEC Championship Game MVP, rushing for 189 yards and a TD.



Florida quarterback Treon Harris finished the game 9 of 24 for 165 yards.



Alabama's ArDarius Stewart (L) and Calvin Ridley (R) combined for 166 receiving yards on 12 catches in Alabama's 29-15 win over Florida in the SEC Championship Game.

SEC CHAMPIONSHIP GAMES

Year	Score	Attend.	MVP
1992	Alabama 28, Florida 21	83,091	Antonio Langham, Alabama
1993	Florida 28, Alabama 13	76,345	Terry Dean, Florida
1994	Florida 24, Alabama 23	74,751	Ellis Johnson, Florida
1995	Florida 34, Arkansas 3	71,325	Danny Wuerffel, Florida
1996	Florida 45, Alabama 30	74,132	Danny Wuerffel, Florida
1997	Tennessee 30, Auburn 29	74,896	Peyton Manning, Tennessee
1998	Tennessee 24, Mississippi State 14	74,795	Peerless Price, Tennessee
1999	Alabama 34, Florida 7	71,500	Freddie Milons, Alabama
2000	Florida 28, Auburn 6	73,427	Rex Grossman, Florida
2001	LSU 31, Tennessee 20	74,843	Matt Mauck, LSU
2002	Georgia 30, Arkansas 3	74,835	David Greene, Georgia
2003	LSU 34, Georgia 13	74,913	Justin Vincent, LSU
2004	Auburn 38, Tennessee 28	74,892	Jason Campbell, Auburn
2005	Georgia 34, LSU 14	73,717	D.J. Shockley, Georgia
2006	Florida 38, Arkansas 28	73,374	Percy Harvin, Florida
2007	LSU 21, Tennessee 14	73,832	Ryan Perrilloux, LSU
2008	Florida 31, Alabama 20	75,892	Tim Tebow, Florida
2009	Alabama 32, Florida 13	75,514	Greg McElroy, Alabama
2010	Auburn 56, South Carolina 17	75,802	Cam Newton, Auburn
2011	LSU 42, Georgia 10	74,515	Tyrann Mathieu, LSU
2012	Alabama 32, Georgia 28	75,624	Eddie Lacy, Alabama
2013	Auburn 59, Missouri 42	75,632	Tre Mason, Auburn
2014	Alabama 42, Missouri 13	73,526	Blake Sims, Alabama
2015	Alabama 29, Florida 15	75,320	Derrick Henry, Alabama

2014 SEC CHAMPIONSHIP GAME ALABAMA 42, MISSOURI 13



Blake Sims threw a pair of touchdown passes in an MVP performance that carried top-ranked Alabama to a 42-13 win over No. 14 Missouri to win the SEC Championship.

Sims completed 23 of 27 passes for 262 yards as Alabama pulled away with a 21-point fourth quarter. T.J. Yeldon and Derrick Henry each had a couple of touchdown runs.

It was also a big night for Alabama wide receiver Amari Cooper, who had 12 catches for 83 yards. With 115 catches on the year he broke the SEC record of 113 set by Vanderbilt's Jordan Matthews in 2013. His 83 yards gives him 1,656 on the season, just 83 yards shy of the season record set by LSU's Josh Reed in 2001.

Cooper's 12 catches broke the SEC Championship game record of 11 set by Florida's Reidel Anthony in 1995.

Missouri (10-3), which won the SEC East, fell behind 21-3 at halftime but then scored 10 unanswered points to come within eight, 21-13, on an Andrew Baggett field goal with 4:37 left in the third quarter.

The Tide went 68 yards in 10 plays — never even going to third down — to seize a 7-0 lead less than 4 minutes into the game.

Missouri, which reached the title game for the second year in a row, managed to stay in this one much of the way thanks to Maty Mauk's deep passing. He completed throws of 63, 47, 32 and 26 yards.

After a series of short throws, Sims suddenly went deep on a 58-yard touchdown pass to DeAndrew White that made it 14-0 early in the second quarter. On the first snap of the fourth quarter, Sims, the fifth-year senior hooked up with Christian Jones on a 6-yard TD toss that stretched the lead to 28-13. Henry tacked on a couple of touchdown runs to make it a blowout. He finished with 141 yards on 20 carries.

Missouri struggled to run against the Tide defense, limited to 41 yards on 23 carries. Mauk was 16 of 34 for 272 yards.

SCORING SUMMARY

Alabama	7	14	0	21	=	42
Missouri	0	3	10	0	=	13

1st: 11:24 UA - T.J. Yeldon 1 run (Adam Griffith kick), 10-68, 3:36, UA 7, MU 0

2nd: 11:48 UA - DeAndrew White 58 pass from Blake Sims (Adam Griffith kick), 1-58, 0:10, UA 14, MU 0

8:30 MU - Andrew Baggett 33 FG, 9-58, 3:12, UA 14, MU 3

2:47 UA - T.J. Yeldon 2 run (Adam Griffith kick), 14-75, 5:43, UA 21, MU 3

3rd: 11:00 MU - Bud Sasser 1 pass from Maty Mauk (Andrew Baggett kick), 10-75, 4:00, UA 21, MU 10

4:37 MU - Andrew Baggett 33 FG, 9-65, 3:25, UA 21, MU 13

4th: 14:55 UA - Christian Jones 6 pass from Blake Sims (Adam Griffith kick), 10-64, 4:34, UA 28, MU 13

7:38 UA - Derrick Henry 26 run (Adam Griffith kick), 8-90, 4:37, UA 35, MU 13

3:38 UA - Derrick Henry 1 run (Adam Griffith kick), 5-62, 2:46, UA 42, MU 13

INDIVIDUAL STATISTICAL LEADERS

Rushing: UA - Derrick Henry 20-141-2, T.J. Yeldon 14-47-2, Tyren Jones 3-26, Blake Sims 9-19, Amari Cooper 1-9, Jalston Fowler 1-2. MU - Rus Hansbrough 13-21, Marcus Murphy 7-20, Ish Witter 1-1, Maty Mauk 2(-1).

Passing: UA - Blake Sims 23-27-0-262-2. MU - Maty Mauk 16-34-0-272-1.

Receiving: UA - Amari Cooper 12-83, DeAndrew White 4-101-1, Christian Jones 3-40-1, O.J. Howard 2-20, Jalston Fowler 1-13, Brian Fogler 1-5. MU - Jimmie Hunt 6-169, Bud Sasser 5-31-1, Darius White 3-56, Marcus Murphy 1-11, Sean Culkin 1-5.

Interceptions: UA - None. MU - None.

Fumbles: UA - Blake Sims 2-0; Team 1-0. MU - Darius White 1-1; Team 1-0.

2013 SEC CHAMPIONSHIP GAME AUBURN 59, MISSOURI 42



Tre Mason rushed for 304 yards at the Georgia Dome to lead No. 3 Auburn to a 59-42 win against No. 5 Missouri in the highest-scoring Southeastern Conference Championship Game in the event's 22-year history.

It marked the eighth all-time SEC Championship for Auburn (12-1), which also won the SEC Championship Game in 2004 and 2010.

Mason, the 2013 SEC Championship Game Most Valuable Player, rushed 46 times for 304 yards with four touchdowns. The previous SEC Championship game rushing record was 201 yards by LSU's Justin Vincent in 2003.

The 101 combined points scored between the teams shattered the previous record of 75 combined points scored between Florida and Alabama in the 1996 edition of the game.

Auburn racked up 677 yards of total offense, including 545 on the ground. Quarterback Nick Marshall, who went 9-of-11 through the air for 132 yards and one touchdown, rushed for 115 yards with a score. Marshall and Mason combined for 421 of their team's 545 rushing yards.

Auburn wide receiver Sammie Coates caught six passes for 94 yards with his team's first touchdown.

Missouri (11-2) quarterback James Franklin went 21-of-37 for 303 yards with three scoring strikes. Tailback Henry Josey rushed nine times for 123 yards, while Franklin himself accumulated 62 yards on the ground. Wide receiver Dorial Green-Beckham finished with six catches for 144 yards.

Auburn set championship game team records for rushing first downs, rushing attempts, rushing yards and rushing touchdowns with 26, 74, 545 and seven, respectively. It broke Alabama records of 53 attempts in 2009, 18 rushing first downs and 350 rushing yards in 2012. There were three rushing TDs accomplished multiple times.

SCORING SUMMARY

Missouri	10	17	15	0	=	42
Auburn	14	14	17	14	=	59

1st: 10:50 MU - Andrew Baggett 42 FG, 5-19, 1:08, MU 3, AU 0

8:22 AU - Sammie Coates 38 pass from Nick Marshall (Cody Parkey kick), 7-75, 2:28, AU 7, MU 3

5:40 MU - Dorial Green-Beckham 28 pass from James Franklin (Andrew Baggett kick), 7-75, 2:42, MU 10, AU 7

4:09 AU - Nick Marshall 9 run (Cody Parkey kick), 5-75, 1:31, AU 14, MU 10

2nd: 13:11 MU - E.J. Gaines 11 fumble recovery (Andrew Baggett kick), MU 17, AU 14

10:25 AU - Tre Mason 7 run (Cody Parkey kick), 8-75, 2:46, AU 21, MU 17

7:19 MU - Andrew Baggett 36 FG, 9-58, 3:06, AU 21, MU 20

6:26 AU - Tre Mason 3 run (Cody Parkey kick), 4-79, 0:47, AU 28, MU 20

0:18 MU - Dorial Green-Beckham 55 pass from James Franklin (Andrew Baggett kick), 6-92, 0:52, AU 28, MU 27

3rd: 8:17 AU - Cody Parkey 52 FG, 6-13, 2:05, AU 31, MU 27

5:35 MU - Marcus Murphy 10 pass from James Franklin (Andrew Baggett kick), 7-75, 2:42, MU 34, AU 31

3:21 AU - Corey Grant 2 run (Cody Parkey kick), 6-75, 2:14, AU 38, MU 34

0:31 AU - Cameron Artis-Payne 15 run (Cody Parkey kick), 5-54, 1:26, AU 45, MU 34

0:09 MU - James Franklin 5 run (James Franklin rush), 2-75, 0:22, AU 45, MU 42

4th: 11:09 AU - Tre Mason 1 run (Cody Parkey kick), 8-75, 4:00, AU 52, MU 42

4:22 AU - Tre Mason 13 run (Cody Parkey kick), 1-13, 0:05 AU 59, MU 42

INDIVIDUAL STATISTICAL LEADERS

Rushing: MU - Henry Josey 9-123, James Franklin 15-62-1, Rus Hansbrough 6-36, Marcus Murphy 4-10. AU - Tre Mason 46-304-4, Nick Marshall 16-101-1, Corey Grant 5-65-1, Ricardo Louis 3-43, Cameron Artis-Payne 2-36-1.

Passing: MU - James Franklin 21-37-1-303-3. AU - Nick Marshall 9-11-0-132-1.

Receiving: MU - Dorial Green-Beckham 6-144-2, Marcus Lucas 5-50, Marcus Murphy 3-40-1, Bud Sasser 3-34, L'Damian Washington 3-29, Jimmie Hunt 1-6. AU - Sammie Coates 6-94-1, Trovon Reed 1-23, Tre Mason 1-8, Ricardo Louis 1-7.

Interceptions: MU - None. AU - Jermaine Whitehead 1-0.

Fumbles: MU - Marcus Lucas 1-0. AU - Nick Marshall 3-2.

2012 SEC CHAMPIONSHIP GAME ALABAMA 32, GEORGIA 28



Amari Cooper's 45-yard touchdown reception with 3:15 remaining Saturday lifted No. 2 Alabama to its 23rd all-time Southeastern Conference Football Championship with a 32-28 victory against No. 3 Georgia at the Georgia Dome in a game that featured more than its fair share of twists and turns. The contest was played in front of 75,624 fans, the fifth-largest crowd in SEC Championship Game history.

Alabama (12-1) trailed 28-25 with 12:54 remaining in the game following a 10-yard rushing touchdown by Georgia's Todd Gurley. After several unsuccessful drives by both teams, the Crimson Tide received the ball back with 5:24 left.

That's when Alabama developed a penchant for passing in a game that had been dominated by solid ground games from both teams. Crimson Tide quarterback AJ McCarron found Cooper streaking down the left sideline for what would be the game-winning touchdown pass.

Cooper had seven catches for 127 yards in the game (18.1 avg).

McCarron finished the game 13-of-21 passing with one critical scoring strike. SEC Championship Game Most Valuable Player Eddie Lacy rushed 20 times for a game-high 181 yards with two touchdowns, while T.J. Yeldon had

25 attempts for 153 yards, marking the first time in SEC Championship Game history that two players on the same team rushed for better than 100 yards.

Georgia (11-2) marched down the field on its final drive of the game with one last opportunity to reclaim the advantage in a contest that featured six lead changes. With 15 seconds remaining and the Bulldogs on the Alabama eight-yard line, quarterback Aaron Murray tossed a pass that was tipped and fallen on by Chris Conley at the five-yard line, but the clock expired to end the game.

Murray finished 18-of-33 from scrimmage for 265 yards passing with a touchdown. Gurley led Georgia's ground game with 23 carries for 122 yards with a pair of scores.

SCORING SUMMARY

Alabama	0	10	8	14	=	32
Georgia	0	7	14	7	=	28

2nd: 13:59 UG – Jay Rome 19 yd pass from Aaron Murray (Marshall Morgan kick), 13-87 4:48, UA 0 – UG 7

01:59 UA – Eddie Lacy 41 yd run (Jeremy Shelley kick), 6-70 3:05, UA 7 – UG 7
00:00 UA – Jeremy Shelley 22 yd field goal, 6-42 1:15, UA 10 – UG 7

3rd: 12:09 UG – Todd Gurley 3 yd run (Marshall Morgan kick), 9-75 2:51, UA 10 – UG 14

06:31 UG – Alec Ogletree 55 yd blocked FG return (Marshall Morgan kick), UA 10 – UG 21
04:19 UA – T.J. Yeldon 10 yd run (T.J. Yeldon rush), 4-77 2:12, UA 18 – UG 21

4th: 14:57 UA – Eddie Lacy 1 yd run (Jeremy Shelley kick), 7-74 3:07, UA 25 – UG 21
12:54 UG – Todd Gurley 10 yd run (Marshall Morgan kick), 5-75 2:03, UA 25 – UG 28
03:15 UA – Amari Cooper 45 yd pass from AJ McCarron (Jeremy Shelley kick), 4-55 2:09, UA 32 – UG 28

INDIVIDUAL STATISTICAL LEADERS

Rushing: UA - Eddie Lacy 20-181; T.J. Yeldon 25-153; AJ McCarron 6-16. UG - Todd Gurley 23-122; Keith Marshall 2-3; Aaron Murray 4-minus 12.

Passing: UA - AJ McCarron 13-21-1-162. UG - Aaron Murray 18-33-1-265; Arthur Lynch 1-1-0-16.

Receiving: UA - Amari Cooper 8-128; Eddie Lacy 2-7; M. Williams 2-5; Christian Jones 1-22. UG - Tavarres King 5-142; Malcolm Mitchell 4-40; Arthur Lynch 3-50; Todd Gurley 3-3; Chris Conley 2-11; Jay Rome 1-19; Sanders Commings 1-16.

Interceptions: UA - H. Clinton-Dix 1-35. UG - Sanders Commings 1-0.

Fumbles: UA - AJ McCarron 1-1; Cyrus Jones 1-0; Eddie Lacy 1-0. UG - None.

2011 SEC CHAMPIONSHIP GAME LSU 42, GEORGIA 10



Tyrann Mathieu turned in an MVP performance when LSU needed him most, running back a punt 62 yards for a touchdown, setting up another score with a fumble recovery and finally finishing off No. 12 Georgia with his best play yet, a whirlwind dash of a return that led to the decisive TD of a 42-10 victory in the Southeastern Conference championship game Saturday.

LSU (13-0) advanced to a spot in the BCS title game in New Orleans, just 75 miles from its Baton Rouge campus. The Tigers opponent will be announced Sunday night, but SEC West rival and No. 2 Alabama.

The Bulldogs tried to really shake things up, racing to a 10-0 lead that could've been even bigger if they hadn't dropped a pair of potential touchdown passes in the first quarter.

But, thanks to Mathieu, the deficit was only 10-7 when the teams went to the locker room. He took a punt at his own 38, found an opening and was gone – all the way to the end zone for his second punt return for a touchdown in as many weeks.

That was long forgotten by the time the fearless sophomore was done.

On Georgia's first possession of the second half, quarterback Aaron Murray tried to scramble for a first down but had the ball knocked loose just before he hit the turf. Who was there to fall on it at the Bulldogs 26?

Mathieu, of course, his fifth fumble recovery of the season.

LSU quickly seized its first lead. The Tigers finally picked up a first down, then freshman Kenny Hilliard broke off a 15-yard run for the first of his three touchdowns. Normally, that would've been more than enough to win the game's MVP award. Not even close on this day.

The 5-foot-9, 175-pounder cradled the ball, took off down the center of the field, cut back to his left, stutter-stepped and turned on a burst of speed, basically came to a stop around the Georgia 30, then took off again and was finally dragged down at the 17.

LSU took control with a 21-point third quarter, coming back from a double-digit deficit for the second week in a row and leaving little doubt that it's the best team in country heading into bowl season. The only other unbeaten team, Houston, was blown out in the Conference USA championship game Saturday. All the other top teams have at least one loss.

SCORING SUMMARY

Georgia	10	0	0	0	=	10
LSU	0	7	21	14	=	42

1st Quarter

UG – Blair Walsh 40 FG (1st, 11:45)

UG – Aron White 12 pass from Aaron Murray (Walsh kick) (1st, 00:42)

2nd Quarter

LS – Tyrann Mathieu 62 punt return (Drew Alleman kick) (2nd, 5:48)

LS – Kenny Hilliard 15 run (Alleman kick) (3rd, 12:51)

3rd Quarter

LS – Hilliard 4 run (Alleman kick) (3rd, 10:37)

LS – Hilliard 8 pass from Jordan Jefferson (Alleman kick) (3rd, 3:45)

4th Quarter

LS – Alfred Blue 48 run (Alleman kick) (4th, 6:17)

LS – Morris Claiborne 45 interception return (4th, 4:21)

INDIVIDUAL STATISTICAL LEADERS

Rushing: UG-Malcome 5-37; Thomas 7-28, Crowell 10-15. LS-Blue 8-94-1 TD; Hilliard 8-72-2 TDs; Ford 6-34; Ware 6-13.

Passing: UG-Murray 16-of-40, 163 yards, 1 TD, 2 INT; Mason 4-of-11, 55 yards; 0 TD, 0 INT. LS-Jefferson 5-of-13, 30 yards, 1 TD, 0 INT.

Receiving: UG-Charles 4-42; Mitchell 4-32; King 3-59; Conley 3-40. LS-Randle 2-15; Ware 1-9; Hilliard 1-8-1 TD.

Defense: UG-Ogletree 6 TT (5-1), 1 Sack; Williams 5 TT (4-1); Rambo 5 TT (4-1). LS-Reid 7 TT (5-2); Brockers 6 TT (6-0), 2 TFL, 1 FF, 1 PBU; Minter 6 TT (4-2), 1 PBU.

2010 SEC CHAMPIONSHIP GAME AUBURN 56, SOUTH CAROLINA 17



Cam Newton left nothing to chance. He ran and passed the Auburn Tigers to a shot at the national championship they were denied six years ago, and he might as well start working on that Heisman pose, too.

Newton passed for a career-high 335 yards and four touchdowns, plus ran for a pair of TDs in an MVP performance that led Auburn to the Southeastern Conference championship with a 56-17 rout of Steve Spurrier and South Carolina on Saturday.

The Tigers, who came into the day sitting atop the Bowl Championship Series standings, must wait 24 hours before getting the official word, but it's nothing more than a formality: They'll be playing Oregon for the national title on Jan. 10 in Glendale, Ariz.

Hard to imagine the Heisman vote even being close after the 6-foot-6, 250-pound junior followed Tim Tebow as only the second player in the history of the top division to run AND pass for 20 touchdowns in a season. He slipped away from defenders with his surprising quickness, buying extra time to throw. He broke tackles with his power, not at all shocking given that he outweighed all three of South Carolina's starting linebackers by at least 25 pounds.

Or he just ran right over 'em. Newton guided the Tigers (13-0) to touchdowns on their first three possessions, though South Carolina (9-4) was in the game as halftime approached. Trailing only 21-14, the Gamecocks simply had to knock down Newton's last-gasp pass on the final play before the break.

They couldn't even do that. Newton heaved one up and DeVonte Holloman, standing in front of Terrell Zachery, leaped to tip it away. But the deflected ball went right to Darvin Adams for an improbable 51-yard touchdown that changed the complexion of the game. After South Carolina missed a field goal on the first possession of the second half, it was all Tigers.

The Tigers set an SEC championship game record for scoring and piled up 589 yards. Newton had a hand in 408 of them, breaking his previous best of 317 yards passing against Chattanooga and leading Auburn in rushing with 14 carries for 73 yards. Despite two big drops, Adams set another SEC championship record with 217 yards on seven receptions.

SCORING SUMMARY

Auburn	21	7	14	14	=	56
South Carolina	7	7	0	3	=	17

1st Quarter

13:20 AU - Onterio McCalebb 12 yd pass from Cam Newton (Wes Byrum kick), AU 7 - SC 0
09:53 SC - Patrick DiMarco 25 yd pass from Stephen Garcia (Spencer Lanning kick), AU 7 - SC 7

05:31 AU - Cam Newton 5 yd run (Wes Byrum kick), AU 14 - SC 7

02:09 AU - Darvin Adams 54 yd pass from Cam Newton (Wes Byrum kick), AU 21 - SC 7

2nd Quarter

00:16 SC - Alshon Jeffery 1 yd pass from Stephen Garcia (Spencer Lanning kick), AU 21 - SC 14

00:00 AU - Darvin Adams 51 yd pass from Cam Newton (Wes Byrum kick), AU 28 - SC 14

3rd Quarter

07:56 AU - Cam Newton 1 yd run (Wes Byrum kick), AU 35 - SC 14

07:23 AU - T'Sharvarn Bell 10 yd interception return (Wes Byrum kick), AU 42 - SC 14

4th Quarter

11:14 AU - Emory Blake 7 yd pass from Cam Newton (Wes Byrum kick), AU 49 - SC 14

07:48 SC - Spencer Lanning 33 yd field goal, AU 49 - SC 17

02:22 AU - Mario Fannin 6 yd run (Wes Byrum kick), AU 56 - SC 17

INDIVIDUAL STATISTICAL LEADERS

Rushing: Auburn-Cam Newton 14-73; Michael Dyer 14-64; Barrett Trotter 2-37; Onterio McCalebb 3-30; Mario Fannin 6-28; Terrell Zachery 1-3; Kodi Burns 2-3. South Carolina-M. Lattimore 16-84; Connor Shaw 6-49; Stephen Garcia 7-18; Brian Maddox 1-5.

Passing: Auburn-Cam Newton 17-28-0-335; Barrett Trotter 1-1-0-16. South Carolina-Stephen Garcia 16-28-2-170; Connor Shaw 4-5-0-23.

Receiving: Auburn-Darvin Adams 7-217; Emory Blake 5-63; Eric Smith 2-23; Phillip Lutzenkirchen 1-18; Derek Winter 1-16; Onterio McCalebb 1-12; Terrell Zachery 1-2. South Carolina-Alshon Jeffery 4-36; M. Lattimore 3-36; Tori Gurley 3-32; D.L. Moore 3-30; Ace Sanders 3-9; Patrick DiMarco 2-38; Mike Triglia 1-9; Kenny Miles 1-3.

Interceptions: Auburn-T'Sharvarn Bell 1-10; Daren Bates 1-0. South Carolina-None.

Fumbles: Auburn-Cam Newton 1-1. South Carolina-None.

2009 SEC CHAMPIONSHIP GAME ALABAMA 32, FLORIDA 13



The No. 2 Alabama Crimson Tide won its 22nd Southeastern Conference Championship by beating No. 1 Florida, 32-13 with a balanced attack that gave the Tide its first league title since 1999. Alabama is now 13-0 on the season while the Gators fell to 12-1. It marked the first time in the history of the SEC Championship

Game that both teams came in undefeated.

"Our entire team played great. Greg [McElroy] played great. Mark [Ingram] played great. Julio [Jones] played great," Alabama head coach Nick Saban said. "Really, most of the credit goes to our guys up front on the offensive line. This is a great win for our program."

Alabama amassed 490 yards of total offense against a Florida defense that had been limiting its opponents to an average of 230 yards per game this season.

Junior quarterback Greg McElroy, who threw for 239 yards and a touchdown on 12 completions, was named the game's most valuable player.

"It's been such an incredible season," McElroy said. "We started the season here (in the Georgia Dome) with a win and were able to win a championship today. I can't say enough about my offensive line, (and) we have the greatest coaching staff in the country."

Sophomore running back Mark Ingram rushed for 113 yards on 28 carries including three rushing touchdowns. He is now the Tide's all-time single-season rushing leader with 1,542, surpassing Bobby Humphrey's 1986 record of 1,471 and becomes the first Alabama rusher to go over 1,500 yards in a season. His three touchdowns tied an SEC Championship Game record. Ingram also caught two passes for 76 yards.

Sophomore Marquis Maze led the Crimson Tide receivers with five catches for 96 yards.

Sophomore Mark Barron, junior Kareem Jackson and senior Rolando McClain led the Crimson Tide defense with seven, six and five tackles, respectively.

Alabama has now won an SEC title in every decade since winning the league's first title in 1933. The Tide's 22 championships ranks first in SEC history.

SCORING SUMMARY

Florida	3	10	0	0	=	13
Alabama	9	10	7	6	=	32

1st: 10:37 UA - Leigh Tiffin 48 yd field goal, 9-47 4:23, UF 0 - UA 3

05:33 UA - Mark Ingram 7 yd run (Leigh Tiffin kick failed), 8-76 3:56, UF 0 - UA 9

00:28 UF - C. Sturgis 48 yd field goal, 12-56 5:05, UF 3 - UA 9

2nd: 06:03 UA - Leigh Tiffin 34 yd field goal, 12-68 5:47, UF 3 - UA 12

04:31 UF - D. Nelson 23 yd pass from T. Tebow (C. Sturgis kick), 4-70 1:32, UF 10 - UA 12

03:32 UA - Mark Ingram 3 yd run (Leigh Tiffin kick), 2-72 0:59, UF 10 - UA 19

01:18 UF - C. Sturgis 32 yd field goal, 5-65 2:14, UF 13 - UA 19

3rd: 09:53 UA - Colin Peek 17 yd pass from Greg McElroy (Leigh Tiffin kick), 5-74 2:48, UF 13 - UA 26

4th: 13:49 UA - Mark Ingram 1 yd run (Greg McElroy pass failed), 17-88 8:47, UF 13 - UA 32

INDIVIDUAL LEADERS

Rushing: Florida-T. Tebow 10-63; B. James 1-9; J. Demps 1-9; C. Rainey 2-7. Alabama-Mark Ingram 28-113; T. Richardson 11-80; Roy Upchurch 7-57; Greg McElroy 4-10; Team 3-minus 9.

Passing: Florida-T. Tebow 20-35-1-247. Alabama-Greg McElroy 12-18-0-239.

Receiving: Florida-A. Hernandez 8-85; D. Nelson 4-53; R. Cooper 3-77; D. Thompson 2-22; B. James 1-9; O. Hines 1-4; E. Moody 1-minus 3. Alabama-Marquis Maze 5-96; Colin Peek 3-39; Mark Ingram 2-76; Julio Jones 2-28.

Interceptions: Florida-None. Alabama-Javier Arenas 1-0.

Fumbles: Florida-None. Alabama-Team 1-0.

2008 SEC CHAMPIONSHIP GAME FLORIDA 31, ALABAMA 20



Eastern Division champion Florida used two fourth quarter touchdowns to erase a 20-17 deficit to defeat Western Division Alabama, 31-20, in the 17th SEC Football Championship Game, held Dec. 6 at the Georgia Dome in Atlanta. It marked the first time in SEC history two teams ranked No. 1 and No. 2 in the polls met head-to-head on the field.

A Georgia Dome record crowd of 75,892 was on hand as the two teams traded leads through the first three quarters.

Florida QB Tim Tebow was voted the game's Most Valuable Player. The Jacksonville, Fla., junior completed 14-of-22 passes for 216 yards and three touchdowns and also led the Gators in rushing with 57 yards on 17 carries. Tebow's five-yard TD pass to Riley Cooper with 2:50 left in the game gave the Gators the security of the win.

Florida came out of the gate first, with Tebow hitting Carl Moore with a three-yard TD pass at the 8:17 mark of the first quarter, giving the Gators a 7-0 lead. Alabama answered with a Glen Coffee 18-yard TD run on the next drive. The Tide followed that up with a Leigh Tiffin 30-yard field goal for a 10-7 end of first quarter lead.

The Gators bounced back. Jonathan Phillips hit a 19-yard field goal to tie the score, 10-10. With 2:59 left in the first half, Tebow found David Nelson for a five-yard TD strike and Florida went into the locker room with a 17-10 lead.

Alabama controlled the ball for much of the third quarter. The Tide engineered a 15-play, 91-yard drive on its opening possession of the half. It was capped by Mark Ingram's 2-yard TD run to tie the score, 17-17. With eight seconds left in the third quarter, Tiffin connected on a 27-yard field goal to give Alabama a 20-17 lead.

Florida took the lead for good with 9:21 left in regulation. Jeff Demps scored from the one-yard line to give the Gators a 24-20 lead. Florida's defense held the Tide on its next drive and Tebow hit Cooper for the final margin, 31-20.

SCORING SUMMARY

Alabama	10	0	10	0	=	20
Florida	7	10	0	14	=	31

UF - Carl Moore 3 pass from Tim Tebow (Jonathan Phillips kick) (1st, 8:17)

UA - Glen Coffee 18 run (Leigh Tiffin kick) (1st, 7:23)

UA - Tiffin 30 FG (1st, 3:28)

UF - Phillips 19 FG (2nd, 8:59)

UF - David Nelson 5 pass from Tebow (Phillips kick) (2nd, 2:59)

UA - Mark Ingram 2 run (Tiffin kick) (3rd, 6:20)

UA - Tiffin 27 FG (3rd, 0:08)

UF - Jeff Demps 1 run (Phillips kick) (4th, 9:21)

UF - Riley Cooper 5 pass from Tebow (Phillips kick) (4th, 2:50)

INDIVIDUAL LEADERS

Rushing: ALABAMA: Coffee 21-112-1 TD; Ingram 8-21-1. FLORIDA: Tebow 17-57-0; Demps 14-53-1; Moody 4-23-0.

Passing: ALABAMA: Wilson 12-25-1, 187 yards, 0 TD. FLORIDA: Tebow 14-22-0, 216, 3 TDs.

Receiving: ALABAMA: Jones 5-124-0 TD, Walker 3-37-0, Hanks 3-19. FLORIDA: Murphy 4-86-0, Hernandez 3-43-0, Nelson 3-27-1 TD; Cooper 2-56-1 TD.

Tackles: ALABAMA: McClain 7 UT-2 AT=9 TT, R. Johnson 7-2=9, Woodall 6-2=8. FLORIDA: Haden 6-2=8; Spikes 5-2=7; Black 4-3=7.

2007 SEC CHAMPIONSHIP GAME LSU 21, TENNESSEE 14



Ryan Perrilloux and the fifth-ranked Tigers beat No. 14 Tennessee 21-14 - victory and suddenly was playing for the national title.

Jonathan Zenon scored on an 18-yard interception return with 9:54 left to rally LSU (11-2) from a 14-13 deficit, then Darry Beckwith picked off another pass by Erik Ainge deep in Tigers territory to seal it.

The Vols led 7-6 at halftime. The game shaded toward the Tigers' side in the second half, with Perrilloux starring in place of injured Matt Flynn.

For a while, it looked as if Tennessee safety Eric Berry might be the star of the game. He made a pair of plays in the third quarter that helped Tennessee take a 14-13 lead and preserve it. Berry recovered a fumble by NCAA sprint star Trindon Holliday that set up Ainge's 6-yard TD pass to Josh Briscoe for a 14-13 edge and later intercepted Perrilloux's pass.

SCORING SUMMARY

Tennessee	7	0	7	0	=	14
LSU	6	0	7	8	=	21

1st: 12:00 UT - Chris Brown 11 yd pass from Erik Ainge (Daniel Lincoln kick)

Scoring Drive: 6 plays, 62 yards, TOP 3:00, UT 7 - LSU 0

8:29 LS - Colt David 30 yd field goal

Scoring Drive: 10 plays, 63 yards, TOP 3:31, UT 7 - LSU 3

3:07 LS - Colt David 30 yd field goal

Scoring Drive: 9 plays, 58 yards, TOP 3:57, UT 7 - LSU 6

2nd: No Scoring

3rd: 11:52 LS - Demetrius Byrd 27 yd pass from Ryan Perrilloux (Colt David kick)

Scoring Drive: 6 plays, 76 yards, TOP 3:08, UT 7 - LSU 13

3:09 UT - Josh Briscoe 6 yd pass from Erik Ainge (Daniel Lincoln kick)

Scoring Drive: 9 plays, 66 yards, TOP 3:40, UT 14 - LSU 13

4th: 9:54 LS - Jonathan Zenon 18 yd interception return (Ryan Perrilloux rush), UT 14 - LSU 21

INDIVIDUAL LEADERS

Rushing: Tennessee: Foster 21-55-0 TD; Jones 2-39-0. LSU: Hester 23-120-0; Holliday 6-58-0; Williams 5-34-0.

Passing: Tennessee: Ainge 20-40-2, 249, 2 TDs. LSU: Perrilloux 20-30-1, 243, 1 TD.

Receiving: Tennessee: Briscoe 8-79-1 TD; five with 2 catches each. LSU: Doucet 5-29-0; Byrd 4-72-1 TD; LaFell 3-65-0.

Tackles: Tennessee: Mayo 8-7=15; Hefney 6-4=10. LSU: Steltz 5-3=8; Highsmith 3-4=7.

2006 SEC CHAMPIONSHIP GAME FLORIDA 38, ARKANSAS 28



The fourth-ranked University of Florida got second-half touchdowns on a muffed punt, a 67-yard run and a pass from a wide receiver en route to defeating No. 8 Arkansas, 38-28, to win its seventh SEC title.

With UF trailing 21-17 late in the third quarter, Arkansas sophomore Reggie Fish fumbled a punt inside the Razorbacks' five-yard line, allowing freshman cornerback Wondy Pierre-Louis to pounce on the ball in the endzone for a touchdown that gave Florida a 24-21 lead. After the Gator defense forced an Arkansas punt, freshman wide receiver Percy Harvin took off on a career-long 67-yard touchdown run on Florida's first play of the fourth quarter, widening the lead to 31-21.

SCORING SUMMARY

Arkansas	0	7	14	7	=	28
Florida	3	14	7	14	=	38

1st: 06:10 UF - C. Hetland 33 yd field goal; 6 plays, 47 yards, TOP 2:25, AR 0 - UF 3

2nd: 08:54 UF - C. Leak 9 yd run (C. Hetland kick); 1 play, 9 yards, TOP 0:29, AR 0 - UF 10

04:02 UF - P. Harvin 37 yd pass from C. Leak (C. Hetland kick); 8 plays, 74 yards, TOP 3:23, AR 0 - UF 17

01:55 AR - Marcus Monk 48 yd pass from Casey Dick (Jeremy Davis kick); 3 plays, 66 yards, TOP 2:07, AR 7 - UF 17

3rd: 12:06 AR - Felix Jones 2 yd pass from Darren McFadden (Jeremy Davis kick); 7 plays, 32 yards, TOP 2:18, AR 14 - UF 17

08:33 AR - A. Robinson 40 yd interception return (Jeremy Davis kick); AR 21 - UF 17

03:47 UF - W. Pierre-Louis 0 yd fumble recovery (C. Hetland kick); AR 21 - UF 24

4th: 14:22 UF - P. Harvin 67 yd run (C. Hetland kick); 1 play, 67 yards, TOP 0:30, AR 21 - UF 31

12:29 AR - Felix Jones 29 yd pass from C. Washington (Jeremy Davis kick); 4 plays, 63 yards, TOP 1:53, AR 28 - UF 31

09:04 UF - T. Casey 5 yd pass from A. Caldwell (C. Hetland kick); 8 plays, 80 yards, TOP 3:25, AR 28 - UF 38

INDIVIDUAL LEADERS

Rushing: ARK - Darren McFadden 21-73; Felix Jones 13-57; Mitch Mustain 1-2. FLA - Percy Harvin 6-105-1 TD; K. Moore 3-32; Tim Tebow 8-32.

Passing: ARK - Casey Dick 10-22-2, 148 yards, 1 TD; D. McFadden 1-3-0, 2 yards, 1 TD; FLA - Chris Leak 16-30-2, 189 yards, 1 TD; A. Caldwell 1-1-0, 5 yards, 1 TD.

Receiving: ARK - Marcus Monk 3-69-1 TDs; Felix Jones 2-31; Darren McFadden 2-27. FLA - C. Ingram 6-71; P. Harvin 5-62-1 TD; A. Caldwell 3-31.

Tackles: ARK - Randy Kelly 9-3=12 (1 TFL -8); John Johnson 5-2=7; Sam Olajubutu 4-2=6. FLA - B. Siler 9-3=12; E. Everett 3-3=6; D. Munroe 3-3=6 (1 TFL -2)

2005 SEC CHAMPIONSHIP GAME GEORGIA 34, LSU 14



D.J. Shockley threw two touchdown passes to Sean Bailey, and Bryan McClendon set up another score with a blocked punt as Georgia won its second Southeastern Conference championship in four years with a 34-14 victory over LSU.

Georgia took control early, scoring two touchdowns before the game was nine minutes old.

LSU closed the gap to 14-7 early in the second period on JaMarcus Russell's 1-yard dive, but that was the Tigers' last hurrah. McClendon charged through the line to block Chris Jackson's punt, giving Georgia another prime scoring chance at the LSU 15.

On third-and-2, Shockley took off running when the pocket collapsed, breaking an attempted tackle for a 7-yard touchdown.

Shockley rushed for a touchdown and passing for two others.

SCORING SUMMARY

Georgia	14	7	3	10	=	34
LSU	0	7	0	7	=	14

UGA - Sean Bailey 45 pass from D.J. Shockley (Brandon Coutu kick), 1st Q (10:19) (1-45-0:08) [UGA 7-0]

UGA - Sean Bailey 29 pass from D.J. Shockley (Brandon Coutu kick), 1st Q (6:12) (6-51-2:34) [UGA 14-0]

LSU - JaMarcus Russell 1 run (Colt David kick), 2nd Q (13:53) (14-80-7:19) [UGA 14-7]

UGA - D.J. Shockley 7 run (Brandon Coutu kick), 2nd Q (8:23) (3-15-1:21) [UGA 21-7]

UGA - Brandon Coutu 22 FG, 3rd Q (9:52) (10-62-3:50) [UGA 24-7]

UGA - Brandon Coutu 51 FG, 4th Q (14:40) (11-40-5:35) [UGA 27-7]

UGA - Tim Jennings 15 interception return (Brandon Coutu kick), 4th Q (14:18) [UGA 34-7]

LSU - Dwayne Bowe 19 pass from Matt Flynn (Colt David kick), 4th Q (5:38) [UGA 34-14]

INDIVIDUAL LEADERS

Rushing: UGA - Thomas Brown 14-62; Kregg Lumpkin 13-38; Danny Ware 8-28; D.J. Shockley 7-10-1 TD. LSU - Shyrone Carey 10-43; Skyler Green 2-26; Justin Vincent 8-15; Joseph Addai 2-7.

Passing: UGA - D.J. Shockley 12-6-0, 112 yards, 2 TDs. LSU - JaMarcus Russell 19-11-1, 120 yards, 0 TDs; Matt Flynn 11-3-1, 36 yards, 1 TD.

Receiving: UGA - Sean Bailey 2-74-2 TDs; Mohamed Massaquoi 2-15. LSU - Dwayne Bowe 5-74-1 TD; David Jones 2-28; Shyrone Carey 2-18.

Tackles: UGA - Jarvis Jackson 6-2=8 (1 TFL -3); Tony Taylor 5-1=6; Tim Jennings 5-1-6 (2 TFL -14, 1 INT, 1 Sack -12); Greg Blue 4-2=6. LSU - Craig Steltz 6-2=8; Melvin Oliver 5-2-7; LaRon Landry 4-2=6 (1 TFL -3).

2004 SEC CHAMPIONSHIP GAME AUBURN 38, TENNESSEE 28



Auburn continued its perfect season with a 38-28 win over Tennessee in the 2004 SEC Championship Game.

Auburn won its first-ever SEC Football Championship Game in the process.

Auburn's Jason Campbell completed 27-of-35 passes for 374 yards with 3 TDs and an interception. He also had 57 yards rushing on 13 carries.

The Tigers got off to a quick start, converting touchdowns on a fumble recovery by Cole Bennett in the end zone and a Carnell Williams five-yard run in the first quarter to give Auburn a 14-0 lead. The two teams traded touchdowns the remainder of the first half and the Tigers went into the locker room with a 21-7 lead.

Tennessee got back into the game quickly in the second half. Rick Clausen hit Robert Meachem with a 17-yard TD pass and on the Vols' next drive, Gerald Riggs rushed for an 80-yard TD to tie the score at 21-21.

The Tigers scored on their possession with a 53-yard TD pass to Devin Aromashodu on Auburn's next drive to make the score 28-21.

With Auburn leading 31-28 midway through the fourth quarter, Campbell put the game out of reach for the Tigers with a 43-yard TD pass to Ben Obomanu.

SCORING SUMMARY

Auburn	14	7	7	10	=	38
Tennessee	7	0	14	7	=	28

AU - Cole Bennett 0 yard fumble recovery (John Vaughn kick), 1st Q (13:24)
 AU - Carnell Williams 5 run (Vaughn kick), 1st Q (8:35)
 UT - Cedric Houston 2 run (James Wilhoit kick), 1st Q (0:00)
 AU - Courtney Taylor 4 pass from Jason Campbell (Vaughn kick), 2nd Q (9:15)
 UT - Robert Meachem 17 pass from Rick Clausen (Wilhoit kick), 3rd Q (9:39)
 UT - Gerald Riggs 80 run (Wilhoit kick), 3rd Q (6:05)
 AU - Devin Aromashodu 53 pass from Campbell (Vaughn kick), 3rd Q (3:45)
 AU - Vaughn 22 FG, 4th (11:46)
 UT - Riggs 9 run (Wilhoit kick), 4th (10:07)
 AU - Ben Obomanu 43 pass from Campbell (Vaughn kick), 4th (6:56)

INDIVIDUAL LEADERS

Rushing: AU - Williams 19-100-1 TD; Campbell 13-57; Brown 16-50. UT - Riggs 11-182-2 TDs; Houston 11-37-1 TD.
Passing: AU - Campbell 35-27-1, 374 yards; 3 TDs. UT - Clausen 20-8-0, 69 yards; 1 TD.
Receiving: AU - Taylor 6-111-1 TD; Obomanu 6-93-1 TD; R. Brown 6-55. UT - T. Brown 3-28; Anderson 2-11.
Tackles: AU - Williams 7-1-8 TT; Graves 2-3-5 TT; Jackson 1-4-5 TT. UT - Gaither 15-3-18 TT; Burnett 10-3-13 TT.

2003 SEC CHAMPIONSHIP GAME LSU 34, GEORGIA 13



LSU won the SEC championship, defeating Georgia, 34-13, in front of 74,913 fans at the Georgia Dome.

The Tigers' Justin Vincent became the first freshman to be named Most Valuable Player in the SEC Championship Game.

Vincent rushed for an SEC Championship Game-record 201 yards on 18 carries and two TDs.

LSU got on the scoreboard first on Vincent's 87-yard TD run with 4:49 left in the first quarter. The jaunt was the longest rush in SEC Championship Game history. On the ensuing Georgia drive, the Tigers tackled Bulldog punter Gordon Ely-Kelso in the endzone to add to the LSU advantage, 8-0.

Early in the second quarter, Matt Mauck and Michael Clayton connected on a 43-yard TD pass and on LSU's next drive, Rayn Gaudet added a 35-yard field goal to put the Tigers ahead, 17-0.

Georgia closed the gap to 11 with two field goals by Billy Bennett. In the third quarter, Bennett's 49-yard field goal pulled the Bulldogs within a 17-6 deficit.

On Georgia's next drive, Tiger LB Lionel Turner intercepted a David Greene pass and returned it 18 yards for a TD to give the Tigers a 24-6 lead in the third quarter.

On Georgia's next drive, Greene made amends by hitting TE Ben Watson on an 18-yard TD pass pulling the Bulldogs to within a 24-13 margin.

Vincent's 3-yard run put the finishing touches on a 9-play, 78-yard drive that gave the Tigers a 31-13 lead. Gaudet added a 22-yard field goal later in the quarter to make the final score, 34-13.

SCORING SUMMARY

Georgia	0	3	10	0	=	13
LSU	8	9	7	10	=	34

LSU - Vincent 87 run (Jackson kick failed), 4:49 (1st)
 LSU - Team Safety, 3:11 (1st)
 LSU - Clayton 43 pass from Mauck (Jackson kick blocked), 14:51 (2nd)
 LSU - Gaudet 35 FG, 9:37 (2nd)
 UGA - Bennett 51 FG, 6:38 (2nd)
 UGA - Bennett 49 FG, 7:46 (3rd)
 LSU - Turner 18 interception return (Gaudet kick), 4:17 (3rd)
 UGA - Watson 18 pass from Greene (Bennett kick), 3:40 (3rd)
 LSU - Vincent 3 run (Gaudet kick), 14:54 (4th)
 LSU - Gaudet 22 FG, 7:12 (4th)

INDIVIDUAL LEADERS

Rushing: UGA - Lumpkin (7-54); Brown (1-35); Cooper (9-14). LSU - Vincent (18-201-2 TD); Addai (8-60); Broussard (11-47).
Passing: UGA - Greene (17-41-3, 199; 1 TD); LSU - Mauck (14-22-1, 151; 1 TD).
Receiving: UGA - Watson (4-86-1 TD); Gibson (3-19). LSU - Clayton (5-81-1 TD); Henderson (4-47); Green (3-11).
Tackles: UGA - Davis (5-6-11); Thurman (4-7-11); Blue (4-5-9); Jones (3-6-9); LSU - Daniels (5-1-6); Alexander (3-3-6); Turner (1-5-6).

2002 SEC CHAMPIONSHIP GAME GEORGIA 30, ARKANSAS 3



Georgia won its first Southeastern Conference Championship in 20 years, defeating Arkansas 30-3.

The Bulldogs scored on their first five possessions for a 23-0 halftime lead.

Musa Smith rushed for 106 yards and two touchdowns. David Greene threw for 237 yards. Terrence Edwards had seven catches for 92 yards, becoming the SEC's career leader in receiving yards.

The game belonged to Georgia right from the start. At the end of the game's first offensive drive, Georgia's Decory Bryant blocked Richie Butler's punt. Thomas Davis scooped up the loose ball and ran to the Arkansas 2.

After Bryant's play, Smith powered into the end zone standing up to put Georgia ahead 7-0.

On Georgia's second offensive drive, Greene threw an 18-yard pass to Edwards and a 22-yarder to J.T. Wall, then Smith finished off the drive with a 17-yard touchdown run.

Georgia's next three possessions ended with field goals by Billy Bennett, who connected from 29, 42 and 39 yards to provide a comfortable margin at halftime.

SCORING SUMMARY

Arkansas	0	0	3	0	=	3
Georgia	17	6	0	7	=	30

UGA - Smith 2 run (Bennett kick), 11:58 (1st)
 UGA - Smith 17 run (Bennett kick), 8:49 (1st)
 UGA - Bennett 29 FG, 3:54 (1st)
 UGA - Bennett 42 FG, 12:10 (2nd)
 UGA - Bennett 39 FG, 6:24 (2nd)
 UA - Carlton 27 FG, 0:52 (3rd)
 UGA - Watson 20 pass from Greene (Bennett kick), 12:08 (4th)

INDIVIDUAL LEADERS

Rushing: UA - Talley (17-51); Howard (3-14); UGA - Smith (19-106-2 TDs); Greene (4-17).
Passing: UA - Jones (9-17-0, 60 yards, 0 TD); UGA - Greene (17-29-0, 237 yards, 1 TD).
Receiving: UA - Smith (5-36); Birmingham (2-12); UGA - Edwards (7-92); Gibson (5-93).
Tackles: UA - Hamlin 7 (7-0); Miller 7 (5-2); Osborne 7 (3-4); UGA - Bailey 6 (3-3); Gilbert 5 (5-0); Clemons 5 (2-3).

2001 SEC CHAMPIONSHIP GAME LSU 31, TENNESSEE 20



LSU, in its first appearance in the SEC Championship Game, won its first conference title since 1986.

Trailing 17-16 entering the fourth quarter, LSU was directed on two touchdown drives by backup QB Matt Mauck, who entered the game for the injured Rohan Davey in the first half. Mauck scored his second rushing touchdown of the game on the second play of the fourth

quarter from 13 yards out, and after a successful two-point conversion, put the Tigers ahead to stay, 24-17.

LSU put the game out of reach late in the fourth quarter on a one-yard TD run by Domanick Davis to make the final margin, 31-20.

Mauck directed the Tigers to the game's first touchdown, capping it with a four-yard TD run to put LSU ahead, 7-0.

Tennessee then scored 17 unanswered points in the second quarter, including two passing TDs from quarterback Casey Clausen. The first was a 31-yard pass to Kelley Washington and second was a three-yard pass to Troy Fleming. LSU's John Corbello broke the Vol scoring string with a 45-yard field goal with just 29 seconds left in the first half.

Corbello added two field goals in the third quarter, which closed the Vol lead to 17-16 by quarter's end.

SCORING SUMMARY

Tennessee	0	17	0	3	=	20
LSU	7	3	6	15	=	31

LSU - Mauck 4 run (Corbello kick), 8:14 (1st)
 UT - Washington 31 pass from Clausen (Walls kick), 9:04 (2nd)
 UT - Fleming 3 pass from Clausen (Walls kick), 6:18 (2nd)
 UT - Walls 51 FG, 3:52 (2nd)
 LSU - Corbello 45 FG, 0:29 (2nd)
 LSU - Corbello 47 FG, 11:51 (3rd)
 LSU - Corbello 45 FG, 2:45 (3rd)
 LSU - Mauck 13 run (Reed from Mauck), 14:20 (4th)
 UT - Walls 21 FG, 9:55 (4th)
 LSU - Davis 1 run (Corbello kick), 2:26 (4th)

INDIVIDUAL LEADERS

Rushing: UT - Stephens (14-37); LSU - Davis (16-78-1 TD); Mauck (12-43-2 TDs).
Passing: UT - Clausen (27-43-0; 332 yards; 2 TDs); LSU - Davey (9-20-0, 84 yards; 0 TD; Mauck (5-15-0; 67 yards; 0 TD).
Receiving: UT - Washington (9-140-1 TD); Stallworth (7-96); Witten (3-40); LSU - Reed (4-60); Clayton (4-54).
Tackles: UT - Moore (7-1=8); Whiteside (5-0=5); Stevenson (4-1=5); Battle (5-0=5); LSU - B. James (9-1=10); Gay (5-1=6); D. James (4-0=4); Faulk (3-1=4).

2000 SEC CHAMPIONSHIP GAME FLORIDA 28, AUBURN 6



Rex Grossman completed 17 of 26 passes for 238 yards for the Gators while UF running back Earnest Graham set an SEC Championship Game record with 169 rushing yards on 19 carries.

The Gators went out to a 14-0 lead in the first quarter. Grossman's 10-yard TD strike to Reche Caldwell with 13:09 left in the first quarter put the Gators ahead to stay, 7-0. Another Grossman to Caldwell strike, for 66 yards, added to the score in the first quarter.

Florida added to its lead midway through the second quarter. Grossman hit freshman Jabar Gaffney on a 27-yard TD strike to make the score 21-0.

Auburn got on the scoreboard late in the second quarter on a 44-yard field goal by Damon Duval with no time left.

The Tigers also got on the scoreboard first in the second half on a 21-yard field goal with 9:43 left in the third quarter, making the score 21-6.

On the game's following drive, the Gators put the game out of reach. Grossman led Florida on an 11-play, 80-yard drive that took 4:26 off the clock. The drive ended on a 12-yard pass from Grossman to Brian Haugabrook putting the Gators ahead, 28-6.

Tiger QB Ben Leard had to leave the game with an injury in the third quarter. Leard completed 17 of 33 passes for 158 yards.

The Gator defense played a big role in the win as it held SEC Player of the Year Rudi Johnson to just 47 yards rushing on 17 carries.

SCORING SUMMARY

Florida	14	7	7	0	=	28
Auburn	0	3	3	0	=	6

UF - Caldwell 10 pass from Grossman (Chandler kick), 13:09 (1st)
 UF - Caldwell 66 pass from Grossman (Chandler kick), 2:42 (1st)
 UF - Gaffney 27 pass from Grossman (Chandler kick), 8:19 (2nd)
 AU - Duval 44 FG, 0:00 (2nd)
 AU - Duval 21 FG, 9:43 (2nd)
 UF - Haugabrook 12 pass from Grossman (Chandler kick), 5:17 (3rd)

INDIVIDUAL LEADERS

Rushing: UF - Graham (19-169); Gillespie (11-45); AU - Evans (8-69); Johnson (17-47).
Passing: UF - Grossman (17-26-1; 238 yds., 4 TDs); AU - Leard (17-30-1; 158 yds., 0 TD).
Receiving: UF - Gaffney (5-84-1 TD); Caldwell (3-91-2 TD); AU - Evans (4-45); Diamond (4-42).
Tackles: UF - Hardmon 6 (6-0); Brown 5 (5-0); AU - Thomas 11 (9-2).

1999 SEC CHAMPIONSHIP GAME ALABAMA 34, FLORIDA 7



Alabama broke open a close game in the fourth quarter, outscoring Florida 19-0 in the final stanza.

Two big plays in the fourth quarter led directly to 13 Crimson Tide points. With 11:54 left in the contest, Freddie Milons scored on a 77-yard run and 18 seconds later, Alabama's Reggie Grimes scored from 38-yards on an interception return. The score went from 15-7 at the beginning of the fourth quarter to 28-7 with 11:36 left in the contest.

Florida got on the scoreboard first, on a 3-yard pass from Earnest Graham to Erron Kinney, in the game's first possession. The Alabama defense would allow Florida just 59 total offensive yards the rest of the way.

The Alabama defense intercepted four passes and kept the Florida offense from converting a third down in the contest. The Tide held the Gators to their lowest total offense, passing yards, pass completions and first down totals ever under head coach Steve Spurrier.

After the Gators got out to a 7-0 lead, Alabama used two Ryan Pflugner field goals of 29 and 48 yards to cut the margin to 7-6 with just 2:03 left in the first half.

Following an interception by Alabama's Marcus Spencer, the Crimson Tide took the lead five plays later on a 27-yard TD pass from Andrew Zow to Jason McAddley. Alabama went into the locker room ahead, 12-7.

SCORING SUMMARY

Florida	7	0	0	0	=	7
Alabama	0	12	3	19	=	34

UF - Kinney 3 pass from Graham (Chandler kick), 13:20 (1st)
 UA - Pflugner 29 FG, 11:03 (2nd)
 UA - Pflugner 48 FG, 2:03 (2nd)
 UA - McAddley 27 pass from Zow (pass failed), 00:30 (2nd)
 UA - Pflugner 49 FG, 3:12 (3rd)
 UA - Milons 77 run (Pflugner kick), 11:54 (4th)
 UA - Grimes 38 interception return (kick failed), 11:36 (4th)
 UA - Alexander 7 run (rush failed), 3:58 (4th)

INDIVIDUAL LEADERS

Rushing: UF - Graham (9-27); UA - Milons (6-116-1), Alexander (30-97-1).
Passing: UF - Palmer (7-20-3-80 yards); UA - Zow (10-17-0-134 yards-1 TD).
Receiving: UF - Jackson (3-49); UA - Carter (5-71); McAddley (4-46-1 TD).
Tackles: UF - Manuel (7-4=11); Dixon (6-4=10); UA - Merritt (4-0=4).

1998 SEC CHAMPIONSHIP GAME TENNESSEE 24, MISSISSIPPI STATE 14



Behind 14-10 midway through the fourth quarter, Tennessee scored two late touchdowns to hold off Mississippi State, 24-14.

The win by Tennessee enabled the Vols to stay undefeated for the season and participate in the National Championship Game at the Tostitos Fiesta Bowl.

Midway through the final quarter, MSU's Kevin Prentiss returned a punt 83 yards for a touchdown to put the Bulldogs ahead, 14-10.

On UT's following drive, QB Tee Martin drove the Vols down the field and hit WR Peerless Price with a 41-yard TD pass with 6:15 left to give Tennessee a 17-14 lead.

Mississippi State fumbled on the first play of the next drive, giving the ball back to Tennessee at the MSU 26-yard line. On the next play Martin found Cedric Wilson for a 26-yard TD pass to give the Vols the final 24-14 margin.

SCORING SUMMARY

Mississippi State	7	0	0	7	=	14
Tennessee	0	10	0	14	=	24

MS - Bean 70 interception return (Hazelwood kick), :05 (1st)
 UT - Stephens 2 run (Hall kick), 9:32 (2nd)
 UT - Hall 31 FG, 5:09 (2nd)
 MS - Prentiss 83 punt return (Hazelwood kick), 8:43 (4th)
 UT - Price 41 pass from Martin (Hall kick), 6:15 (4th)
 UT - Wilson 26 pass from Martin (Hall kick), 5:47 (4th)

INDIVIDUAL LEADERS

Rushing: MS - Johnson (14-38); UT - Henry (26-120)
Passing: MS - Madkin (10-22-2, 84 yards); UT - Martin (15-32-1, 208 yards, 2 TDs)
Receiving: MS - Cooper (5-44); UT - Price (6-97), Copeland (5-76)
Tackles: MS - Campbell (10-2=12); UT - Walker (4-1=5)

1997 SEC CHAMPIONSHIP GAME TENNESSEE 30, AUBURN 29



Tennessee defeated Auburn, 30-29, in a game that went down to the line.

Before a Georgia Dome Sporting Event record crowd of 74,896, the Vols came from a 20-7 second quarter deficit to defeat the Tigers on Peyton Manning's 73-yard TD pass to Marcus Nash early in the fourth quarter.

A defensive struggle ensued and the Vols were off to the FedEx Orange Bowl to play for the Bowl Alliance.

The Vols got on the scoreboard first on a 40-yard TD pass from Manning to Peerless Price. However, that was all the scoring Tennessee could muster until a Jeff Hall 27-yard field goal midway through the second quarter.

In the meantime, Auburn accounted for 20 unanswered points, led by a 24-yard fumble return by Brad Ware and a 51-yard TD pass from Dameyune Craig to Tyrone Goodson. AU's Jaret Holmes also hit two field goals.

The two teams traded touchdowns midway through the third quarter. Behind 27-17, UT scored on a 46-yard pass from Manning to Price. On the PAT attempt, Auburn's Quinton Reese returned the blocked kick for a two-point conversion to score.

That set up the heroics on Nash's 73-yard TD reception from Manning and Hall's PAT that won the game for Tennessee.

SCORING SUMMARY

Tennessee	7	3	13	7	=	30
Auburn	13	7	9	0	=	29

UT - Price 40 pass from Manning (Hall kick); 12:41 (1st)
 AU - Holmes 30 FG; 10:25 (1st)
 AU - Ware 24 fumble return (Holmes kick); 5:36 (1st)
 AU - Holmes 48 FG; 1:27 (1st)
 AU - Goodson 51 pass from Craig (Holmes kick); 14:12 (2nd)
 UT - Hall 27 FG; 7:46 (2nd)
 UT - Copeland 5 pass from Manning (Hall kick); 11:56 (3rd)
 AU - Beasley 24 pass from Craig (Holmes kick); 6:14 (3rd)
 UT - Price 46 pass from Manning (kick blocked); 1:06 (3rd)
 AU - Reese PAT return; 1:06 (3rd)
 UT - Nash 73 pass from Manning (Hall kick); 11:14 (4th)

INDIVIDUAL LEADERS

Rushing: UT - Lewis (31-127); AU - Williams (6-8)
Passing: UT - Manning (25-43-2, 373 yards); AU - Craig (14-34-0, 262 yards)
Receiving: UT - Nash (9-126), Price (8-161); AU - Poor (3-98), Beasley (3-56)
Tackles: UT - Gaines (4-0=4); AU - Spikes (10-5=15)

1996 SEC CHAMPIONSHIP GAME FLORIDA 45, ALABAMA 30



Eastern Division champion Florida downed Western Division champion Alabama, 45-30.

The Gators went on to the Nokia Sugar Bowl and claimed their first national championship.

Quarterback Danny Wuerffel threw for an SEC Championship Game record 401 yards and six touchdowns against a Crimson Tide defense that was ranked sixth in the nation in total defense coming into the contest.

Wuerffel's favorite target was wide receiver Reidel Anthony, who caught 11 aerials for 171 yards and three touchdowns - all three numbers were game records.

Alabama got on the scoreboard first on a 36-yard touchdown pass from Freddie Kitchens to Dennis Riddle. The Gators went on to score 24 straight points in building up a 24-14 halftime lead.

In the third quarter, the two teams traded touchdowns, including two long scoring plays. In the third quarter, Kitchens hit receiver Michael Vaughn with a 94-yard strike, the longest play from scrimmage in SEC Championship Game history. Within a minute, Wuerffel retaliated for the Gators, hitting Jacquez Green with a 85-yard touchdown pass.

SCORING SUMMARY

Alabama	7	7	14	2	=	30
Florida	6	18	14	7	=	45

UA - Riddle 36 pass from Kitchens (Brock kick); 8:52 (1st)
 UF - Hilliard 46 pass from Wuerffel (kick blocked); 3:11 (1st)
 UF - Anthony 21 pass from Wuerffel (Anthony pass from Wuerffel); 14:37 (2nd)
 UF - Williams 45 pass from Wuerffel (Cooper kick); 11:35 (2nd)
 UF - Cooper 35 FG; 7:39 (2nd)
 UA - Vaughn 8 pass from Kitchens (Brock kick); 0:29 (2nd)
 UA - Riddle 5 run (Brock kick); 9:12 (3rd)
 UF - Anthony 13 pass from Wuerffel (Cooper kick); 5:14 (3rd)
 UA - Vaughn 94 pass from Kitchens (Brock kick); 4:06 (3rd)
 UF - Green 85 pass from Wuerffel (Cooper kick); 3:09 (3rd)
 UF - Anthony 21 pass from Wuerffel (Cooper kick); 14:54 (4th)
 UA - Team Safety; 4:32 (4th)

INDIVIDUAL LEADERS

Rushing: UA - Riddle (17-42); UF - Taylor (13-83)
Passing: UA - Kitchens (19-45-1, 264 yards); UF - Wuerffel (20-35-2, 401 yards)
Receiving: UA - Riddle (6-82); UF - Anthony (11-171)
Tackles: UA - Sigler (4-3=7); UF - Bates (7-3=10)

1995 SEC CHAMPIONSHIP GAME FLORIDA 34, ARKANSAS 3



Florida defeated Western Division Champion Arkansas, 34-3.

The Gators, who went through the regular season undefeated, continued their dominance on this night. Florida out-gained the Razorbacks, 396-299, and committed no turnovers, while forcing Arkansas into four giveaways.

Arkansas got on the scoreboard first when Todd Latourette kicked a 36-yard field goal with 7:26 left in the first quarter. The Razorbacks were dealt some bad news on that drive, however. Sophomore running back Madre Hill, who finished third in the conference in rushing, was lost for the game with a knee injury.

The Gators took the ensuing kickoff and went 80 yards in seven plays, capped off when game MVP Danny Wuerffel connected with Chris Doering on a 22-yard touchdown pass. Florida would never look back.

The SEC's fourth title game attracted a television audience of over 25 million viewers. ABC's broadcast earned a 7.2 rating.

SCORING SUMMARY

Florida	14	3	14	3	=	34
Arkansas	3	0	0	0	=	3

AR - Latourette 36 FG; 7:26 (1st)
 UF - Doering 22 from Wuerffel (Edmiston kick); 4:30 (1st)
 UF - Wuerffel 1 run (Edmiston kick); 1:25 (1st)
 UF - Edmiston 31 FG; 5:03 (2nd)
 UF - Hilliard 29 pass from Wuerffel (Edmiston kick); 8:26 (3rd)
 UF - Hanks 95 fumble return (Edmiston kick); 4:25 (3rd)
 UF - Edmiston 20 FG; 12:48 (4th)

INDIVIDUAL LEADERS

Rushing: UF - T. Jackson (11-62); AR - Johnson (20-71)
Passing: UF - Wuerffel (20-28-0, 276 yards); AR - Lunney (17-27-2; 170 yards)
Receiving: UF - Hilliard (7-125); AR - Meadors (7-74)
Tackles: UF - Hanks (6-3=9), Barnard (5-4=9), Wright (8-1=9); AR - Delco (6-4=10)

**1994 SEC CHAMPIONSHIP GAME
FLORIDA 24, ALABAMA 23**

Atlanta was the site of the 1994 SEC Football Championship, as a Georgia Dome record 74,751 watched Eastern Division Champion Florida capture its second straight conference crown with a 24-23 victory over Western Division Champion Alabama.

The Gators effectively moved the ball through the air, as Danny Wuerffel connected on 23 of 41 passes for 227 yards and a pair of touchdowns. But at the conclusion of the hard-fought contest, it was Florida defensive standout Ellis Johnson who distinguished himself as the game's most valuable player. The rugged senior recorded five tackles, one pass breakup and an SEC Championship record three tackles behind the line of scrimmage, including two quarterback sacks.

Trailing 17-10 at the half, Alabama regained the lead, 23-17, with two third-quarter field goals and an interception return for a touchdown with less than nine minutes to play. Florida responded with an 80-yard, 10-play drive which ended with a two-yard touchdown pass from Wuerffel to Chris Doering with just 5:29 remaining in the fourth quarter. The extra point by Judd Davis secured the winning margin, as the Gator defense forced an interception on the final Alabama drive.

The SEC's third title game attracted a television audience of more than 30 million viewers. ABC's broadcast earned a 10.5 rating, marking the network's most-watched college football game since the 1991 season.

SCORING SUMMARY

Alabama	7	3	6	7	=	23
Florida	7	10	0	7	=	24

UA - Brown 70 pass from Barker (Proctor kick); 11:05 (1st)
 UF - Anthony 26 pass from Wuerffel (Davis kick); 4:07 (1st)
 UA - Proctor 22 FG; 14:45 (2nd)
 UF - Davis 42 FG; 10:31 (2nd)
 UF - Wuerffel 1 run (Davis kick); 1:15 (2nd)
 UA - Proctor 47 FG; 7:35 (3rd)
 UA - Proctor 48 FG; 2:14 (3rd)
 UA - Rudd 23 interception return (Proctor kick); 8:56 (4th)
 UF - Doering 2 pass from Wuerffel (Davis kick); 5:29 (4th)

INDIVIDUAL LEADERS

Rushing: UA - Williams (29-99); UF - Taylor (14-40)
Passing: UA - Barker (10-19-2, 181 yards); UF - Wuerffel (23-41-2, 227 yards)
Receiving: UA - Brown (3-119), Lynch (3-28); UF - Anthony (8-105), Taylor (7-62)
Tackles: UA - Townsend (6-1=7); UF - Freeman (5-3=8), Carter (7-1=8), Showers (3-5=8)

**1993 SEC CHAMPIONSHIP GAME
FLORIDA 28, ALABAMA 13**

The SEC staged its second annual Championship Football Game on Dec. 4, 1993, with Eastern Division Champion Florida defeating Western Division winner Alabama, 28-13, in front of a crowd of 76,345 at Birmingham's Legion Field.

The Gators were led by quarterback Terry Dean, who passed for 256 yards and two touchdowns en route to Championship Game Most Valuable Player

honors. After virtually three quarters of neck-and-neck football, and the Gators leading by one, 14-13, Florida was faced with a fourth-and-eight situation. Punter Shayne Edge kept the drive alive with a 20-yard spring, and on the next play, Dean hit wideout Jack Jackson with a 43-yard strike to give Florida an eight-point cushion. From there, the Florida defense held its ground and the Gators secured the victory.

The victory secured Florida as the host of the USF&G Sugar Bowl. On Jan. 1, 1994, the eight-ranked Gators defeated West Virginia, 41-7, in New Orleans to win their first Sugar Bowl title.

SCORING SUMMARY

Florida	7	7	7	7	=	28
Alabama	7	3	3	0	=	13

UA - Lynch 1 run (Proctor kick); 10:13 (1st)
 UF - Houston 13 pass from Dean (Davis kick); 1:02 (1st)
 UA - Proctor 45 FG; 12:02 (2nd)
 UF - Dean 2 run (Davis kick); 1:10 (2nd)
 UA - Proctor 25 FG; 2:14 (3rd)
 UF - J. Jackson 43 pass from Dean (Davis kick); 0:28 (3rd)
 UF - Rhett 3 run (Davis kick); 11:59 (4th)

INDIVIDUAL LEADERS

Rushing: UF - Rhett (22-88); UA - Palmer (16-93)
Passing: UF - Dean (20-37-2, 256 yards); UA - Palmer (8-16-1, 90 yards), Burgdorf (9-12-0, 71 yards)
Receiving: UF - W. Jackson (9-114); UA - Palmer (3-22), Anderson (3-18), Malone (3-37)
Tackles: UF - Kennedy (10-1=11); UA - Gaston (10-1=11)

**1992 SEC CHAMPIONSHIP GAME
ALABAMA 28, FLORIDA 21**

The Southeastern Conference etched its mark in the college football history books on Dec. 5, 1992. The league became the first in Division I-A to stage a championship game between its two division winners.

Western Division Champion Alabama and Eastern Division co-Champion Florida provided plenty of fireworks as the Crimson Tide posted a 28-21 victory before a capacity crowd of 83,091 at Legion Field in Birmingham.

The game, which was televised nationally by ABC Sports and earned a 9.8 rating, was not decided until the final minutes. With the Gators facing first-and-10 at their own 21, Alabama cornerback Antonio Langham returned an interception 27 yards for the game-winning score. The play, which came with just 3:16 remaining, earned Langham Most Valuable Player honors and thwarted the debut of a tie-breaking system in Division I-A football.

The victory secured Alabama the role of host at the USF&G Sugar Bowl. On Jan. 1, 1993, the second-ranked Crimson Tide handed No. 1 Miami a 34-13 defeat to capture the SEC's 12th national crown.

SCORING SUMMARY

Alabama	7	7	7	7	=	28
Florida	7	0	7	7	=	21

UF - Rhett 5 pass from Matthews (Davis kick); 10:03 (1st)
 UA - Lassic 3 run (Proctor kick); 5:07 (1st)
 UA - Brown 30 pass from Barker (Proctor kick); 4:49 (2nd)
 UA - Lassic 15 run (Proctor kick); 5:14 (3rd)
 UF - W. Jackson 4 pass from Matthews (Davis kick); 1:21 (3rd)
 UF - Rhett 1 run (Davis kick); 8:09 (4th)
 UA - Langham 27 interception return (Proctor kick); 3:16 (4th)

INDIVIDUAL LEADERS

Rushing: UF - Rhett (22-59); UA - Lassic (21-117)
Passing: UF - Matthews (30-49-2, 287 yards); UA - Barker (10-18-0, 154 yards)
Receiving: UF - Rhett (10-82), Jackson (9-100); UA - Palmer (5-101), Williams (2-16)
Tackles: UF - White (7-3=10), Kennedy (6-4=10); UA - Brown (7-1=8), Langham (6-2=8), Oden (5-3=8)

SEC FOOTBALL CHAMPIONSHIP GAME

INDIVIDUAL SUPERLATIVES

TOTAL OFFENSE

PLAYS

54-Shane Matthews, Florida (49 pass, 5 rush).....	1992
53-Freddie Kitchens, Alabama (45 pass, 8 rush).....	1996
49-Danny Wuerffel, Florida (35 pass, 14 rush).....	1996

YARDS GAINED

431-Jason Campbell, Auburn (374 pass, 57 rush).....	2004
408-Cam Newton, Auburn (335 pass, 73 rush).....	2010
390-Danny Wuerffel, Florida (401 pass, -11 rush).....	1996
375-Peyton Manning, Tennessee (373 pass, 2 rush).....	1997

YARDS PER PLAY (Min. 25 plays)

9.70-Cam Newton, Auburn (42 for 408).....	2010
8.98-Jason Campbell, Auburn (48 for 431).....	2004
7.97-Peyton Manning, Tennessee (47 for 375).....	1997
7.96-Danny Wuerffel, Florida (49 for 390).....	1996

TOUCHDOWN RESPONSIBILITY

6-Danny Wuerffel, Florida (all passing).....	1996
6-Cam Newton, Auburn (4 pass, 2 rush).....	2010
4-Peyton Manning, Tennessee (all passing).....	1997
4-Rex Grossman, Florida (all passing).....	2000
4-Tre Mason, Auburn (all rushing).....	2013
4-James Franklin, Missouri (3 pass, 1 rush).....	2013

RUSHING

MOST RUSHES

46-Tre Mason, Auburn (304 yards).....	2013
44-Derrick Henry, Alabama (189 yards).....	2015
31-Jamal Lewis, Tennessee (127 yards).....	1997
30-Shaun Alexander, Alabama (97 yards).....	1999

YARDS GAINED

304-Tre Mason, Auburn (46 rushes).....	2013
201-Justin Vincent, LSU (18 rushes).....	2003
189-Derrick Henry, Alabama (44 rushes).....	2015
182-Gerald Riggs, Tennessee (11 rushes).....	2004
181-Eddie Lacy, Alabama (20 rushes).....	2012

YARDS PER RUSH (Min. 10 rushes)

16.54-Gerald Riggs, Tennessee (11 for 182).....	2004
11.17-Justin Vincent, LSU (18 for 201).....	2003
9.1-Eddie Lacy, Alabama (20 for 181).....	2012

LONGEST RUSH

87-Justin Vincent, LSU.....	2003
80-Gerald Riggs, Tennessee.....	2004
77-Freddie Milons, Alabama.....	1999

ALL-PURPOSE YARDS

312-Tre Mason, Auburn (304 rush, 8 rec.).....	2013
227-Darvin Adams, Auburn (217 rec, 10 PR).....	2010
222-Kevin Prentiss, Mississippi State (27 rec., 152 PR, 54 KOR).....	1998
205-Gerald Riggs, Tennessee (182 rush, 23 KOR).....	2004
201-Justin Vincent, LSU (201 rush).....	2003

PASSING

ATTEMPTS

49-Shane Matthews, Florida (30 comp., 287 yards).....	1992
45-Freddie Kitchens, Alabama (19 comp., 264 yards).....	1996
43-Peyton Manning, Tennessee (25 comp., 373 yards).....	1997
43-Casey Clausen, Tennessee (27 comp., 332 yards).....	2001

COMPLETIONS

30-Shane Matthews, Florida (49 atts., 287 yards).....	1992
27-Casey Clausen, Tennessee (43 atts., 332 yards).....	2001
27-Jason Campbell, Auburn (35 atts., 374 yards).....	2004

CONSECUTIVE COMPLETIONS

9-Shane Matthews, Florida (1st quarter).....	1992
9-Danny Wuerffel, Florida (1st quarter).....	1995
7-Jason Campbell, Auburn (1st quarter).....	2004
7-Danny Wuerffel, Florida (1st-2nd quarters).....	1994
7-Shane Matthews, Florida (3rd quarter).....	1992

COMPLETION PERCENTAGE (Min. 10 comp.)

77.1-Jason Campbell, Auburn (27 of 35).....	2004
71.4-Danny Wuerffel, Florida (20 of 28).....	1995
69.2-Jake Coker, Florida (18 of 26).....	2015
66.7-Ryan Perrilloux, LSU (20 of 30).....	2007
66.7-Greg McElroy, Alabama (12 of 18).....	2009

YARDS GAINED

401-Danny Wuerffel, Florida (20 of 35).....	1996
374-Jason Campbell, Auburn (27 of 35).....	2004
373-Peyton Manning, Tennessee (25 of 43).....	1997

TOUCHDOWN PASSES

6-Danny Wuerffel, Florida.....	1996
4-Peyton Manning, Tennessee.....	1997
4-Rex Grossman, Florida.....	2000
4-Cam Newton, Auburn.....	2010

INTERCEPTIONS

3-Jesse Palmer, Florida.....	1999
3-David Greene, Georgia.....	2003
2-by ten individuals 11 times	

LONGEST PASS FROM SCRIMMAGE

94-Freddie Kitchens to Michael Vaughn, Alabama.....	1996
85-Danny Wuerffel to Jacquez Green, Florida.....	1996
73-Peyton Manning to Marcus Nash, Tennessee.....	1997

RECEIVING

CATCHES

12-Amari Cooper, Alabama (83 yards).....	2014
11-Reidel Anthony, Florida (171 yards).....	1996
10-Erriq Rhett, Florida (82 yards).....	1992
9-Kelley Washington, Tennessee (140 yards).....	2001
9-Marcus Nash, Tennessee (126 yards).....	1997
9-Willie Jackson, Florida (114 yards).....	1993
9-Jack Jackson, Florida (100 yards).....	1992

YARDS GAINED

217-Darvin Adams, Auburn (7 catches).....	2010
171-Reidel Anthony, Florida (11 catches).....	1996
169-Jimmie Hunt, Missouri (6 catches).....	2014
161-Peerless Price, Tennessee (8 catches).....	1997

YARDS PER CATCH (Min. 3)

39.7-Curtis Brown, Alabama (3 catches, 119 yards).....	1994
35.3-Jacquez Green, Florida (3 catches, 106 yards).....	1996
32.6-Hicks Poor, Auburn (3 catches, 98 yards).....	1997

TOUCHDOWN CATCHES

3-Reidel Anthony, Florida.....	1996
2-by seven individuals seven times (Latest: Dorial Green-Beckham, Missouri vs. Auburn).....	2013

SCORING

MOST POINTS

24-Tre Mason (4 TDs).....	2013
18-Reidel Anthony, Florida (3 TDs).....	1996
18-Mark Ingram, Alabama (3 TDs).....	2009
18-Kenny Hilliard, LSU (3 TDs).....	2011
12-by 17 individuals 17 times (2 TDs)	

MOST TOUCHDOWNS

4-Tre Mason, Auburn.....	2013
3-Reidel Anthony, Florida.....	1996
3-Mark Ingram, Alabama.....	2009

3-Kenny Hilliard, LSU	2011
2-by 17 individuals 17 times	

FIELD GOAL ATTEMPTS

5-Ryan Pflugner, Alabama (3 made).....	1999
4-John Corbello, LSU (3 made).....	2001
3-3 by five individuals seven times (Latest: Adam Griffith, Alabama vs. Florida, 2015)	

FIELD GOALS MADE

3-Ryan Pflugner, Alabama (5 atts.).....	1999
3-Michael Proctor, Alabama (3 atts.)	1994
3-John Corbello, LSU (4 atts.).....	2001
3-Billy Bennett, Georgia (3 atts.)	2002

LONG FIELD GOALS

52-Cody Parkey, Auburn.....	2013
51-Alex Walls, Tennessee.....	2001
51-Billy Bennett, Georgia.....	2003
51-Brandou Coutu, Georgia.....	2005

PAT KICKS ATTEMPTED

8-Cody Parkey, Auburn (8 made)	2013
8-Wes Byrum, Auburn (8 made).....	2010
5-Collins Cooper, Florida (4 made).....	1996
5-John Vaughn, Auburn (5 made).....	2004
5-C. Hetland, Florida (5 made).....	2006

PAT KICKS MADE

8-Cody Parkey, Auburn (8 attempts)	2013
8-Wes Byrum, Auburn (8 attempts).....	2010
5-John Vaughn, Auburn (5 attempts).....	2004
5-Chris Hetland, Florida (5 attempts).....	2006

TOTAL POINTS SCORED BY KICKING

12-Billy Bennett, Georgia (3 FGs, 3 PATs)	2002
11-Michael Proctor, Alabama (3 FGs, 2 PATs)	1994
11-John Corbello, LSU (3 FGs, 2 PATs).....	2001

PUNTING

MOST PUNTS

10-Jaret Holmes, Auburn (438 yards)	1997
10-Bryne Diehl, Alabama (326 yards).....	1992
9-David Leaverton, Tennessee (323 yards).....	1998

YARDS PUNTED

438-Jaret Holmes, Auburn (10 punts)	1997
414-Johnny Townsend, Florida (8 punts)	2015
413-Drew Butler, Georgia (8 punts)	2011
403-Brad Wing, LSU (8 punts)	2011

PUNTING AVERAGE (Min. 3 punts)

51.8-Johnny Townsend, Florida (8 punts, 414 yards)	2015
51.6-Drew Butler, Georgia (8 punts, 413 yards)	2011
51.2-JK Scott, Alabama (6 punts, 307 yards).....	2015
50.4-Brad Wing, LSU (8 punts, 403 yards)	2011
50.0-Spencer Lanning, South Carolina (3 punts).....	2010
48.8-Chas Henry, Florida (4 punts, 195 yards).....	2009
47.7-Chas Henry, Florida (3 punts)	2008

LONGEST PUNT

67-Brad Wing, LSU	2011
65-Alan Rhine, Florida	2000
62-Drew Butler, Georgia.....	2011

PUNT RETURNS

MOST RETURNS

7-Terry Fair, Tennessee (157 yards).....	1997
7-Cyrus Jones, Alabama (32 yards)	2015
6-Kevin Prentiss, Mississippi State (152 yards).....	1998
5-Sarola Palmer, Florida (95 yards)	1993
5-Damien Gary, Georgia (19 yards)	2002

YARDS RETURNED

157-Terry Fair, Tennessee (7 returns)	1997
152-Kevin Prentiss, Mississippi State (6 returns).....	1998
119-Tyrann Mathieu, LSU (4 returns).....	2011

GAIN PER RETURN

29.8-Tyrann Mathieu, LSU (4 ret., 119 yards).....	2011
25.3-Kevin Prentiss, Mississippi State (6 ret., 152 yards).....	1998
22.4-Terry Fair, Tennessee (7 ret., 157 yards).....	1997

LONG PUNT RETURNS

83-Kevin Prentiss, Mississippi State	1998
62-Tyrann Mathieu, LSU	2011
45-Terry Fair, Tennessee.....	1997
44-Terry Fair, Tennessee.....	1997

KICKOFF RETURNS

MOST RETURNS

5-Bryce Sherman, South Carolina (95 yards)	2010
5-Brandon James, Florida (121 yards)	2008
5-Bo Carroll, Florida (108 yards)	1999
5-Harrison Houston, Florida (71 yards)	1992
4-6 times: Latest (Cyrus Jones, Alabama, 89 yards).....	2012

YARDS RETURNED

121-Brandon James, Florida (5 returns)	2008
108-Bo Carroll, Florida (5 returns).....	1999
99-Lennon Creer, Tennessee (4 returns).....	2007
95-Bryce Sherman, South Carolina (5 returns).....	2010
89-Cyrus Jones, Alabama (4 returns).....	2012
89-Markeith Cooper, Auburn (4 returns).....	1997

GAIN PER RETURN (Min. 2)

27.5-Peerless Price, Tennessee (2 ret., 55 yards)	1998
27.0-Kevin Prentiss, Mississippi State (2 ret., 54 yards).....	1998
26.3-Javier Arenas, Alabama (3 ret., 79 yards)	2009
26.0-Brandon James, Florida (3 ret., 78 yards)	2009
25.0-David Palmer, Alabama (2 ret., 50 yards).....	1993

LONG KICKOFF RETURNS

50-Lennon Creer, Tennessee	2007
46-Markeith Cooper, Auburn	1997
41-Javier Arenas, Alabama	2008
38-Brandon James, Florida	2008
37-Bo Carroll, Florida	1999

INTERCEPTIONS

MOST INTERCEPTIONS

2-Marcus Spencer, Alabama (53 yards).....	1999
2-Tommy Johnson, Alabama (18 yards)	1993
2-Michael Gilmore, Florida (0 yards).....	1993
2-Lito Sheppard, Florida (31 yards).....	2000

YARDS RETURNED

77-Jayson Bray, Auburn (1 ret.).....	1997
70-Robert Bean, Mississippi State (1 ret.).....	1998
53-Marcus Spencer, Alabama (2 ret.).....	1999

INTERCEPTION TOUCHDOWNS

1-T'Sharvan Bell, Auburn (10 yards).....	2010
1-Jonathan Zenon, LSU (18 yards)	2007
1-A. Robinson, Arkansas (40 yards)	2006
1-Robert Bean, Mississippi State (70 yards).....	1998
1-Reggie Grimes, Alabama (38 yards)	1999
1-Antonio Langham, Alabama (27 yards)	1992
1-Dwayne Rudd, Alabama (23 yards)	1994

LONGEST INTERCEPTION RETURNS

77-Jayson Bray, Auburn.....	1997
70-Robert Bean, Mississippi State (TD).....	1998
42-Deshea Townsend, Alabama	1994

LONGEST FUMBLE RECOVERY RETURN

95-Ben Hanks, Florida (TD)	1995
24-Brad Ware, Auburn (TD).....	1997

TACKLES

MOST TACKLES

18-Omar Gaither, Tennessee	2004
15-Jerod Mayo, Tennessee.....	2007
15-Takeo Spikes, Auburn.....	1997

SEC FOOTBALL CHAMPIONSHIP GAME

TEAM RECORDS

MOST RUSHES

74–Auburn vs. Missouri (545 yards).....	2013
58–Alabama vs. Florida (233 yards).....	2015
53–Alabama vs. Florida (251 yards).....	2009
51–Alabama vs. Georgia (350 yards).....	2012
49–Alabama vs. Florida (300 yards).....	1999
49–Auburn vs. Tennessee (185 yards).....	2004
49–Alabama vs. Missouri (242 yards).....	2014

RUSHING YARDS GAINED

545–Auburn vs. Missouri (74 rushes).....	2013
350–Alabama vs. Georgia (51 atts.).....	2012
300–Alabama vs. Florida (49 atts.).....	1999
293–LSU vs. Georgia (46 atts.).....	2003
251–Alabama vs. Florida (53 atts.).....	2009

RUSHING TOUCHDOWNS

7–Auburn vs. Missouri.....	2013
4–Alabama vs. Missouri.....	2014
3–Alabama vs. Georgia.....	2012
3–Auburn vs. South Carolina.....	2010
3–LSU vs. Tennessee.....	2001
3–Tennessee vs. Auburn.....	2004
3–Alabama vs. Florida.....	2009
3–LSU vs. Georgia.....	2011

PASSING ATTEMPTS

51–Georgia vs. LSU (20 comp., 218 yards).....	2011
49–Florida vs. Alabama (30 comp., 287 yards).....	1992
46–Alabama vs. Florida (20 comp., 269 yards).....	1996
43–Florida vs. Alabama (25 comp., 272 yards).....	1994
43–Tennessee vs. Auburn (25 comp., 373 yards).....	1997
43–Auburn vs. Florida (23 comp., 208 yards).....	2000
43–Tennessee vs. LSU (27 comp., 332 yards).....	2001

COMPLETIONS

30–Florida vs. Alabama (49 atts., 287 yards).....	1992
27–Tennessee vs. LSU (43 atts., 332 yards).....	2001
27–Auburn vs. Tennessee (36 atts., 374 yards).....	2004
25–Florida vs. Alabama (43 atts., 272 yards).....	1994
25–Tennessee vs. Auburn (43 atts., 373 yards).....	1996

COMPLETION PERCENTAGE

85.2–Alabama vs. Missouri (23 of 27).....	2014
81.8–Auburn vs. Missouri (9 of 11).....	2013
75.0–Auburn vs. Tennessee (27 of 36).....	2004
72.4–Florida vs. Arkansas (21 of 29).....	1995
69.2–Alabama vs. Florida (18 of 26).....	2015
66.7–Alabama vs. Florida (12 of 18).....	2009

PASSING YARDS

401–Florida vs. Alabama (20 of 35).....	1996
374–Auburn vs. Tennessee (27 of 36).....	2004
373–Tennessee vs. Auburn (25 of 43).....	1997
351–Auburn vs. South Carolina (18 of 29).....	2010
332–Tennessee vs. LSU (27 of 43).....	2001

PASSING TOUCHDOWNS

6–Florida vs. Alabama.....	1996
4–Tennessee vs. Auburn.....	1997
4–Florida vs. Auburn.....	2000
4–Auburn vs. South Carolina.....	2010
3–Florida vs. Alabama.....	2008
3–Alabama vs. Florida.....	1996
3–Auburn vs. Tennessee.....	2004
3–Missouri vs. Auburn.....	2013

TOTAL OFFENSIVE PLAYS

85–Auburn vs. Missouri (677 yards).....	2013
85–Auburn vs. Tennessee (559 yards).....	2004
85–Georgia vs. LSU (296 yards).....	2011
84–Alabama vs. Florida (437 yards).....	2015
81–Tennessee vs. Mississippi State (359 yards).....	1998
80–LSU vs. Tennessee (464 yards).....	2007
79–Florida vs. Alabama (317 yards).....	1992
79–Tennessee vs. Auburn (502 yards).....	1996

TOTAL OFFENSIVE YARDS

677–Auburn vs. Missouri (85 atts.).....	2013
589–Auburn vs. South Carolina (71 atts.).....	2010
559–Auburn vs. Tennessee (85 atts.).....	2004
534–Missouri vs. Auburn (71 atts.).....	2013
512–Alabama vs. Georgia (72 atts.).....	2012

TOTAL YARDS PER PLAY

8.30–Auburn vs. South Carolina (71 for 589).....	2010
7.96–Auburn vs. Missouri (85 for 677).....	2013
7.52–Missouri vs. Auburn (71 for 534).....	2013
7.11–Alabama vs. Georgia (72 for 512).....	2012
7.03–Florida vs. Auburn (61 for 429).....	2000

TOTAL FIRST DOWNS

31–Auburn vs. Tennessee.....	2004
30–Auburn vs. Missouri.....	2013
28–Auburn vs. South Carolina.....	2010
28–Alabama vs. Missouri.....	2014
26–Alabama vs. Georgia.....	2012
26–Alabama vs. Florida.....	2009

FIRST DOWNS RUSHING

26–Auburn vs. Missouri.....	2013
18–Alabama vs. Georgia.....	2012
15–Alabama vs. Florida.....	1999
14–Alabama vs. Florida.....	2009
14–Auburn vs. South Carolina.....	2010
14–Alabama vs. Missouri.....	2014
14–Alabama vs. Florida.....	2015

FIRST DOWNS PASSING

16–Florida vs. Alabama.....	1992
14–Tennessee vs. Auburn.....	1997
14–Florida vs. Alabama.....	1993
14–Florida vs. Alabama.....	1996
14–Auburn vs. Tennessee.....	2004

MOST PUNTS

10–Mississippi State vs. Tennessee (397 yards).....	1998
10–Alabama vs. Florida (322 yards).....	1992
10–Auburn vs. Tennessee (438 yards).....	1997
9–Tennessee vs. Mississippi State (323 yards).....	1998
9–Florida vs. Alabama (414 yards).....	2015

YARDS PUNTING

438–Auburn vs. Tennessee (10 punts).....	1997
414–Florida vs. Alabama (9 punts).....	2015
413–Georgia vs. LSU (8 punts).....	2011
403–LSU vs. Georgia (8 punts).....	2011
397–Mississippi State vs. Tennessee (10 punts).....	1998

PUNTING AVERAGE

51.6–Georgia vs. LSU (8 for 413).....	2011
51.2–Alabama vs. Florida (6 for 307).....	2015
50.4–LSU vs. Georgia (8 for 403).....	2011
50.0–South Carolina vs. Auburn (3 for 150).....	2010
48.8–Florida vs. Alabama (4 for 195).....	2009
47.7–Florida vs. Alabama (3 for 143).....	2008

PUNT RETURN YARDS

171–Tennessee vs. Auburn (8 atts.).....	1997
152–Mississippi State vs. Tennessee (6 atts.).....	1998
127–LSU vs. Georgia (6 atts.).....	2011
95–Florida vs. Alabama (5 atts.).....	1993
84–Florida vs. Alabama (3 atts.).....	2015
45–Alabama vs. Florida (2 atts.).....	1994

PUNT RETURN AVERAGE

28.0–Florida vs. Alabama (3 for 84).....	2015
25.3–Mississippi State vs. Tennessee (6 for 152).....	1998
24.8–Tennessee vs. LSU (4 for 99).....	2007
22.5–Alabama vs. Florida (2 for 45).....	1994
21.4–Tennessee vs. Auburn (8 for 171).....	1997
21.2–LSU vs. Georgia (6 for 127).....	2011

KICKOFF RETURN YARDS

161–Florida vs. Alabama (6 atts.).....	2009
139–South Carolina vs. Auburn (7 atts.).....	2010
121–Florida vs. Alabama (5 atts.).....	2008
116–Florida vs. Alabama (7 atts.).....	1999
99–Tennessee vs. LSU (4 atts.).....	2007
99–Tennessee vs. LSU (6 atts.).....	2001
98–Arkansas vs. Georgia (5 atts.).....	2002
94–Alabama vs. Florida (4 atts.).....	1993
92–Mississippi State vs. Tennessee (4 atts.).....	1998

KICKOFF RETURN AVERAGE (min. 3 ret.)

26.8–Florida vs. Alabama (6 for 161).....	2009
26.3–Alabama vs. Florida (3 for 79).....	2009
25.0–Tennessee vs. Mississippi State (3 for 75).....	1998
24.2–Florida vs. Alabama (5 for 121).....	2008
23.8–Alabama vs. Florida (4 for 95).....	2008
23.5–Alabama vs. Florida (4 for 94).....	1993
23.0–Mississippi State vs. Tennessee (4 for 92).....	1998

MOST POINTS SCORED

59–Auburn vs. Missouri.....	2013
56–Auburn vs. South Carolina.....	2010
45–Florida vs. Alabama.....	1996
42–LSU vs. Georgia.....	2011
42–Missouri vs. Auburn.....	2013
42–Alabama vs. Missouri.....	2014

MOST TOUCHDOWNS

8–Auburn vs. Missouri.....	2013
8–Auburn vs. South Carolina.....	2010
6–Florida vs. Alabama.....	1996
6–LSU vs. Georgia.....	2011
6–Alabama vs. Missouri.....	2014
5–Auburn vs. Tennessee.....	2004
5–Florida vs. Arkansas.....	2006

MOST FIELD GOALS

3–Alabama vs. Florida.....	1994
3–Alabama vs. Florida.....	1999
3–LSU vs. Tennessee.....	2001
3–Georgia vs. Arkansas.....	2002

FEWEST POINTS ALLOWED

3–by Florida vs. Arkansas.....	1995
3–by Georgia vs. Arkansas.....	2002
6–by Florida vs. Auburn.....	2000
7–by Alabama vs. Florida.....	1999
13–by Florida vs. Alabama.....	1993
13–by LSU vs. Georgia.....	2003
13–by Alabama vs. Florida.....	2009
13–by Alabama vs. Missouri.....	2014

FEWEST RUSHING YARDS ALLOWED

15–by Tennessee vs. Auburn.....	1997
15–by Alabama vs. Florida.....	2015
27–by Florida vs. Alabama.....	1996
30–by Alabama vs. Florida.....	1992

31–by Alabama vs. Florida.....	1999
44–by Alabama vs. Florida.....	1994

FEWEST PASSING YARDS ALLOWED

30–by Georgia vs. LSU.....	2011
69–by Auburn vs. Tennessee.....	2004
74–by Georgia vs. Arkansas.....	2002
83–by Alabama vs. Florida.....	1999
84–by Tennessee vs. Mississippi State.....	1998

FEWEST TOTAL YARDS ALLOWED

114–by Alabama vs. Florida.....	1999
139–by Georgia vs. Arkansas.....	2002
149–by Tennessee vs. Mississippi State.....	1998
180–by Alabama vs. Florida.....	2015
230–by Georgia vs. LSU.....	2005
237–by Georgia vs. LSU.....	2011
247–by Tennessee vs. Auburn.....	1997

MOST INTERCEPTIONS

4–Florida vs. Alabama.....	1999
3–LSU vs. Georgia.....	2003
3–Arkansas vs. Florida.....	2006
2–by 13 teams.....	

MOST TURNOVERS GAINED

6–by Auburn vs. Tennessee.....	1997
4–by Florida vs. Arkansas.....	1995
4–by Alabama vs. Florida.....	1999
4–by Florida vs. Auburn.....	2000
3–by five teams [Latest: Florida vs. Arkansas, 2006].....	

MOST PENALTIES

14–Florida vs. Alabama.....	1996
13–Florida vs. Alabama.....	1993
12–Auburn vs. Tennessee.....	1997
12–Alabama vs. Florida.....	1999
12–Georgia vs. Arkansas.....	2002
12–Tennessee vs. Auburn.....	2004

MOST PENALTY YARDS

115–Georgia vs. Arkansas.....	2002
100–Mississippi State vs. Tennessee.....	1998
99–Alabama vs. Florida.....	1999
95–Florida vs. Alabama.....	1993
95–Florida vs. Alabama.....	1996
95–Arkansas vs. Georgia.....	2002
95–Tennessee vs. Auburn.....	2004

FEWEST PENALTIES

0–Tennessee vs. LSU (0 yards).....	2007
1–Alabama vs. Florida (5 yards).....	2009
2–Alabama vs. Georgia (15 yards).....	2012
2–Alabama vs. Florida (31 yards).....	2008
2–Florida vs. Alabama (10 yards).....	1994
2–Georgia vs. Arkansas (15 yards).....	2007
2–Alabama vs. Missouri (10 yards).....	2014

MOST TIME OF POSSESSION

43:29–Alabama vs. Florida.....	2015
40:11–Alabama vs. Florida.....	1999
39:37–Alabama vs. Florida.....	2009
39:31–Auburn vs. Tennessee.....	2004
37:35–Alabama vs. Georgia.....	2012
36:36–Georgia vs. LSU.....	2011

MOST COMBINED POINTS

101–Auburn vs. Missouri.....	2013
75–Florida vs. Alabama.....	1996
73–Auburn vs. South Carolina.....	2010

MARGIN OF VICTORY

39–Auburn vs. South Carolina.....	2010
32–LSU vs. Georgia.....	2011
31–Florida vs. Arkansas.....	1995

2016 SEC BOWL AGREEMENTS

The Southeastern Conference has agreements with nine postseason bowls and a process for the assignment of SEC member schools to bowl games that began with the 2014 season and extending for six years.

The new SEC bowl process coincided with the beginning of the new College Football Playoff that followed the 2014 college football season. The SEC also participates in the Allstate Sugar Bowl and the Capital One Orange Bowl (in selected years).

Under the current SEC bowl system, the Buffalo Wild Wings Citrus Bowl in Orlando (vs. Big Ten), a longtime SEC bowl, will have the first selection of available SEC teams after any conference schools have qualified for the College Football Playoff, the Allstate Sugar Bowl or the Capital One Orange Bowl.

Following the Buffalo Wild Wings Citrus Bowl, there will be a pool of six bowls comprised of renewals with the Outback Bowl

in Tampa (vs. Big Ten), Franklin American Mortgage Music City Bowl in Nashville (vs. ACC/Big Ten), TaxSlayer Bowl in Jacksonville (vs. ACC/Big Ten) and AutoZone Liberty Bowl in Memphis (vs. Big 12), as well as agreements with the Advocare V100 Texas Bowl in Houston (vs. Big 12) and Belk Bowl in Charlotte (vs. ACC).

In consultation with SEC member institutions, as well as these six bowls, the conference will make the assignments for the bowl games in this newly created pool system.

The SEC also renewed its relationship with both the Birmingham Bowl (vs. American) and the Camping World Independence Bowl in Shreveport (vs. ACC). The Birmingham Bowl will have the first selection of available teams following the pool of six bowls. The Independence Bowl will have the next selection of available teams following the Birmingham Bowl.



ALLSTATE SUGAR BOWL

Jan. 2 • 8:30 p.m. ET • ESPN
New Orleans, La. • Mercedes-Benz Superdome (74,000)
Teams: SEC vs. Big 12



CAPITAL ONE ORANGE BOWL

Dec. 30 • 8 p.m. ET • ESPN
Miami, Fla. • Sun Life Stadium (75,000)
Teams: ACC vs. SEC/Big Ten/Notre Dame



BUFFALO WILD WINGS CITRUS BOWL

Dec. 31 • 11 a.m. ET • ABC
Orlando, Fla. • Camping World Stadium (70,000)
Teams: SEC vs. Big Ten



OUTBACK BOWL

Jan. 2 • 1 p.m. ET • ABC
Tampa, Fla. • Raymond James Stadium (65,657)
Teams: SEC vs. Big Ten



FRANKLIN AMERICAN MORTGAGE MUSIC CITY BOWL

Dec. 30 • 3:30 p.m. ET • ESPN
Nashville, Tenn. • LP Field (69,143)
Teams: SEC vs. ACC/Big Ten



TAXSLAYER BOWL

Dec. 31 • 11 a.m. ET • ESPN
Jacksonville, Fla. • Everbank Field (77,511)
Teams: SEC vs. Big Ten/ACC



AUTOZONE LIBERTY BOWL

Dec. 30 • Noon ET • ESPN
Memphis, Tenn. • Liberty Bowl Stadium (62,506)
Teams: SEC vs. Big 12



ADVOCARE V100 TEXAS BOWL

Dec. 28 • 9 p.m. ET • ESPN
Houston, Texas • NRG Stadium (71,054)
Teams: SEC vs. Big 12



BELK BOWL

Dec. 29 • 5:30 p.m. ET • ESPN
Charlotte, N.C. • Bank of America Stadium (74,455)
Teams: SEC vs. ACC



BIRMINGHAM BOWL

Dec. 29 • 2 p.m. ET • ESPN
Birmingham, Ala. • Legion Field (71,594)
Teams: SEC vs. American



CAMPING WORLD INDEPENDENCE BOWL

Dec. 26 • 5 p.m. ET • ESPN2
Shreveport, La. • Independence Stadium (49,565)
Teams: SEC vs. ACC



SEC BOWL SUCCESS

SEC IN THE BCS/CFP BOWL ERA

- The SEC has won eight of the last 10 national championships, 10 of the 18 BCS/CFP-era National Championships, two runner-up finishes and 24 overall national titles (AP, BCS, FWAA, coaches poll) in SEC history. The SEC has appeared in nine of the last 10 National Championship Games and in 10 of the 16 BCS Championship Games, winning nine.
- Four different SEC schools have won the National Championship since 2006 (Auburn, 2010; Alabama, 2009, 2011, 2012, 2015; Florida, 2006 and 2008; LSU, 2007). Tennessee (1998) and LSU (2003) have also won the former BCS crown. Auburn appeared in the 2013 BCS Championship Game, as did LSU in 2011. A team from the SEC Western Division had advanced to five consecutive national championship games prior to the 2014 season, when Alabama lost in the CFP semifinals. The Big 12 (Texas and Oklahoma) and the ACC (Miami and Florida State) have each had two schools win titles since 1998.
- Since 2006, half of the slots in the National Championship Game have been taken by SEC teams (11 of 22). The Big Ten has three, while the Big 12, Pac-12 and ACC have two each.

NATIONAL CHAMPIONS SINCE 1992

Since the first SEC expansion in 1992, the SEC has the most national championships (AP, USA Today) with 12. During that time, the SEC has had more teams with national titles than any other conference (5). Here is a breakdown:

SEC (12) . . Florida (2008, 2006, 1996), LSU (2003, 2007), Tennessee (1998), Alabama (1992, 2009, 2011, 2012, 2015), Auburn (2010)

Big 12 (5) Texas (2005), Oklahoma (2000), Nebraska (1994, 1995, 1997)

Big Ten (3) Ohio State (2002, 2014), Michigan (1997)

Pac-10 (2) Southern California (2003, 2004)

ACC (3) . . Florida State (1993, 1999, 2013)

Big East (1) Miami, Fla. (2001)


The SEC was the first conference to claim four consecutive Associated Press (first poll - 1936), National Football Foundation and College Hall of Fame (first poll - 1959), Football Writers Association of America (first poll - 1954) and USA Today or UPI Coaches Poll (first poll - 1950) national championships.

SEC IN BOWL GAMES

- Since 2006, the SEC has accrued more bowl wins (65) and appearances (97) than any other conference. The conference's .670 bowl winning percentage is first among FBS leagues during that time.

SEC	65-32	.670
Pac-12	38-26	.594
American	32-24	.571
Mountain West	31-24	.564
Sun Belt	14-12	.538
Conference USA	29-26	.527
Big 12	37-39	.487
Independents	10-12	.455
ACC	36-52	.409
Big Ten	32-50	.390
MAC	15-35	.300

- The SEC is 2-1 in College Football Playoff games and 1-0 in College Football Playoff National Championship Games. The SEC finished 9-2 in BCS National Championship Games (LSU 2-1, Florida 2-0, Alabama 3-0, Tennessee 1-0, Auburn 1-1), 8-1 vs. non-SEC competition. The SEC had the most wins (17) and the highest winning percentage of any conference that has three-or-more appearances in BCS bowl games. The SEC was 17-10 in BCS games (.630 percentage), 16-9 (.640) in non-conference. Since 2006, the SEC has posted a 13-6 (.684) record in BCS/CFP games, more wins, appearances and winning percentage than any other conference.
- During the recent seven-year national championship winning streak, the SEC's average margin of victory in BCS National Championship Games was 17 points, which includes a three point victory over Oregon in 2011, the only game during the streak decided by single digits.
- With conference limits being removed in 2014 with the College Football Playoff, the SEC became the first conference to place three teams in CFP/BCS postseason bowls: Ole Miss (Chick-fil-A); Mississippi State (Orange); Alabama (Sugar/National Semifinal).
- Eight different SEC teams, six from the SEC Western Division, have made BCS/New Year's Six bowl game appearances since 2006: Alabama, Arkansas, Auburn, Florida, Georgia, LSU, Ole Miss and Mississippi State.



SEC SETS NEW NCAA RECORD WITH NINE POSTSEASON VICTORIES

With the win in the College Football Playoff National Championship Game, the SEC captured its ninth victory of the football postseason. The SEC led nation once again in bowl victories, while boasting an equally impressive 82 percent winning percentage in its 11 postseason games.

"There is great satisfaction in hearing 'S-E-C' chanted at stadiums across the south during the last week," said SEC commissioner Greg Sankey. "My congratulations to our football teams for establishing a record reflecting the focus, preparation and competitive spirit of hundreds of student-athletes and their coaches. SEC fans turned out to attend bowl games in impressive numbers and showed the passion that sets our Conference apart. We now look forward to January 11 when Alabama meets Clemson for the SEC's ninth trip to the national title game in the last 10 years."

The SEC has now won 16 games in the last two postseasons, also a record. Eight of the nine victories this season came versus major conference opponents, including a 4-1 record versus Top 25 teams. The average margin of victory in the SEC's postseason wins this postseason is 24 points.

With ten teams advancing to bowl games this season, the SEC became the first conference to send at least 10 teams to postseason bowls in three consecutive seasons. The SEC sent a NCAA-record 12 teams to participate in postseason bowl games in 2014 and has sent no less than eight teams to post-season bowls in each of the last ten seasons.

The SEC owned the previous record for postseason bowl victories with seven wins in 2007, 2013 and 2014.

Most Bowl Appearances – Single Season

1. 12 – SEC, 2014
2. 11 – ACC, 2013, 2014
4. 10 – SEC, 2009, 2010, 2013, 2015
- 10 – ACC, 2008
- 10 – Big Ten, 2011, 2014, 2015
- 10 – Pac-12, 2015
13. 9 – SEC, 2000, 2006, 2007, 2011, 2012
- 9 – ACC, 2010, 2015
- 9 – Big 12, 2012
- 9 – Pac 12, 2013

Most Bowl Wins – Single Season


1. 9 – SEC, 2015 (9-2)
2. 7 – SEC, 2007 (7-2); 2013 (7-3); 2014 (7-5)
5. 6 – SEC, 2013 (5 times); Big 12 (once); Pac-12 (3 times); Big Ten (once)
15. 5 – SEC (7 times); Big 12 (3 times); Pac-10 (twice); ACC (3 times); Big Ten (once)

2015-16 Postseason Record by Conference:

Conference	Record	Win Pct.
SEC	9-2	.818
Pac-12	6-4	.600
Big Ten	5-5	.500
ACC	4-6	.400
Big 12	3-4	.429

SEC BOWL REVENUE DISTRIBUTION

- (A) For bowl games providing receipts which result in a balance of less than \$1,500,000, the participating institution shall retain \$1,025,000, plus a travel allowance as determined by the SEC Executive Committee, and the cost of the unused tickets up to the contractually guaranteed ticket purchase number. The remainder shall be remitted to the Commissioner and shall be divided into 15 equal shares with one share to the Conference and one share to each member institution.
- (B) For bowl games providing receipts which result in a balance between \$1,500,000 and \$3,999,999, the participating institution shall retain \$1,300,000, plus a travel allowance as determined by the SEC Executive Committee, and the cost of the unused tickets up to the contractually guaranteed ticket purchase number. The remainder shall be remitted to the Commissioner and shall be divided into 15 equal shares, with one share to the Conference and one share to each member institution.
- (C) For bowl games providing receipts which result in a balance between \$4,000,000 and \$5,999,999, the participating institution shall retain \$1,500,000, plus a travel allowance as determined by the SEC Executive Committee, and the cost of the unused tickets up to the contractually guaranteed ticket purchase number. The remainder shall be remitted to the Commissioner and shall be divided into 15 equal shares, with one share to the Conference and one share to each member institution.
- (D) For bowl games providing receipts which result in a balance of \$6,000,000 or more (including all CFP games), the participating institution shall receive \$2,025,000 (\$2,025,000 if the SEC team is a participant in the College Football Playoff semi-finals game; an additional \$2,125,000 if the SEC team is also a participant in the College Football Playoff championship game, which determines the National Championship), plus a travel allowance as determined by the SEC Executive Committee, and the cost of the unused tickets up to the contractually guaranteed ticket purchase number. Institutions participating in a College Football Playoff game may also request additional travel expenses, which may be granted to such institution at the Commissioner's discretion. The remainder shall be remitted to the Commissioner and shall be divided into 15 equal shares, with one share to the Conference and one share to each member institution.
- (E) Bowl Revenue Protection Insurance shall be deducted prior to Conference distribution.



2016 SEC BOWL SELECTION PROCESS

CFP BOWLS

(Cotton, Orange, Fiesta [Semi], Sugar, Peach [Semi], Rose, CFP National Championship)

Bowl	Contract Teams	Date	Time
Cotton Bowl	Filled by CFP Selection Committee	Jan. 2, 2017	1 pm ET
Orange Bowl	ACC/SEC, Big Ten, ND	Dec. 30, 2018	8 pm ET
Sugar Bowl	SEC vs. Big 12	Jan. 2, 2017	8:30 pm ET
Rose Bowl	Big Ten vs. Pac 12	Jan. 2, 2017	5 pm ET
Fiesta Bowl	Semifinal Game	Dec. 31, 2016	3 pm or 7 pm ET
Peach Bowl	Semifinal Game	Dec. 31, 2016	3 pm or 7 pm ET
CFP NCG	Winners of Semifinal Games (Tampa, Fla.)	Jan. 9, 2017	8:30 pm ET

Contract Bowls:

Sugar (SEC vs. Big 12 when Sugar is not a semifinal game)
 Rose (Pac 12 vs. Big Ten when Rose is not a semifinal game)
 Orange (ACC vs. highest ranked SEC/Big Ten non-champion or Notre Dame when Orange is not a semifinal game)

Access Bowls:

Cotton
 Fiesta (Semifinal in 2016)
 Peach (Semifinal in 2016)

1. Which SEC Team qualifies for the CFP?

The winner of the SEC Championship Game (December 3, 2016) automatically qualifies for a spot in the Sugar Bowl if that team is not selected to participate in the four-team playoff. The top four teams in the CFP Standings will play in the semifinals

(Peach Bowl and Fiesta Bowl) with the winners advancing to the CFP National Championship Game in Tampa, Fla. (Monday, January 9).

2. How can additional SEC teams be selected for the CFP?

Additional SEC teams may be selected for one of the CFP access bowls based on its ranking in the final CFP Selection Committee rankings. There is no limit on the number of teams from any one conference that can be selected to participate in the CFP bowls.

3. How does the CFP selection process work?

The CFP Selection Committee ranks the top 25 teams and selects the four teams to participate in the semifinal games. Then, after the contract bowls are filled based on conference agreements, the Committee will assign teams to fill the remaining access bowls. Each conference champion from the contract bowls (ACC, Big Ten, Big 12, SEC & Pac 12) has a guaranteed spot in its contracted bowl or in an access bowl (Cotton in 2016) if the contracted bowl is a semifinal game and the conference champion is not selected to participate in a semifinal game. The highest ranked champion from the Mountain West, American, Conference USA, Sun Belt or MAC is guaranteed a spot in a CFP bowl and the remaining spots are filled based on the rankings of teams after the contract bowls have been filled.

4. Where is the CFP National Championship Game played?

The CFP National Championship Game will be played in locations selected by the CFP. The 2017 CFP National Championship Game will be played in Tampa, Fla. on January 9, 2017. Atlanta, Ga. will host the 2018 game on January 8, 2018.

SEC BOWLS

CITRUS BOWL:

(Orlando, FL) vs. Big Ten • December 31 – 11 a.m. (ET) ABC

After the CFP selection process the Citrus Bowl gets the first selection of available SEC Teams.

POOL OF SIX BOWLS:

After the Citrus Bowl selects a team, there will be a pool of six bowls and the Conference, in consultation with the institutions and the bowls, will make the assignments for these six bowl games from all eligible SEC teams.

ADDITIONAL SEC BOWLS

The Birmingham Bowl will have the first selection of available teams following the pool of six bowls. The Independence Bowl will have the next selection of available teams following the Birmingham Bowl.

The pool of six bowls are as follows:

Bowl	Date/Time	Network
Outback Bowl (Tampa, FL) vs. Big Ten	Jan. 2 – 1 pm (ET)	ABC
TaxSlayer Bowl (Jacksonville, FL) vs. Big Ten/ACC	Dec. 31 – 11 a.m. (ET)	ESPN
Music City Bowl (Nashville, TN) vs. ACC/Big Ten	Dec. 30 – 3:30 pm (ET)	ESPN
Texas Bowl (Houston, TX) vs. Big 12	Dec. 28 – 9:00 pm (ET)	ESPN
Belk Bowl (Charlotte, NC) vs. ACC	Dec. 29 – 5:30 pm (ET)	ESPN
Liberty Bowl (Memphis, TN) vs. Big 12	Dec. 30 – Noon (ET)	ESPN

2016-17 COLLEGE FOOTBALL BOWL SCHEDULE

FOOTBALL BOWL ASSOCIATION (As of June 22, 2016) footballbowlassociation.org | [@collegebowls](https://twitter.com/collegebowls)

DATE	TIME (ET)	GAME	TV
Sat., Dec. 17	2:00p.m.	Gildan New Mexico Bowl	ESPN
Sat., Dec. 17	3:30p.m.	Las Vegas Bowl	ABC
Sat., Dec. 17	5:30p.m.	Raycom Media Camellia Bowl	ESPN
Sat., Dec. 17	5:30p.m.	AutoNation Cure Bowl	CBSSN
Sat., Dec. 17	9:00p.m.	R+L Carriers New Orleans Bowl	ESPN
Mon., Dec. 19	2:30p.m.	Miami Beach Bowl	ESPN
Tues., Dec. 20	7:00p.m.	Marmot Boca Raton Bowl	ESPN
Wed., Dec. 21	9:00p.m.	SDCCU Poinsettia Bowl	ESPN
Thurs., Dec. 22	7:00p.m.	Famous Idaho Potato Bowl	ESPN
Fri., Dec. 23	1:00 p.m.	Popeyes Bahamas Bowl	ESPN
Fri., Dec. 23	4:30p.m.	Lockheed Martin Armed Forces Bowl	ESPN
Fri., Dec. 23	8:00p.m.	GoDaddy Bowl	ESPN
Sat., Dec. 24	8:00p.m.	Hawaii Bowl	ESPN
Mon., Dec. 26	11:00 a.m.	St. Petersburg Bowl	ESPN
Mon., Dec. 26	2:30p.m.	Quick Lane Bowl	ESPN
Mon., Dec. 26	5:00p.m.	Camping World Independence Bowl	ESPN2
Tues., Dec. 27	12:00 p.m.	Zaxby's Heart of Dallas Bowl	ESPN
Tues., Dec. 27	3:30p.m.	Military Bowl Presented by Northrop Grumman	ESPN
Tues., Dec. 27	7:00p.m.	Holiday Bowl	ESPN
Tues., Dec. 27	10:15 p.m.	Cactus Bowl	ESPN
Wed., Dec. 28	2:00p.m.	New Era Pinstripe Bowl	ESPN
Wed., Dec. 28	5:30p.m.	Russell Athletic Bowl	ESPN
Wed., Dec. 28	8:30p.m.	Foster Farms Bowl	FOX
Wed., Dec. 28	9:00p.m.	AdvoCare V100 Texas Bowl	ESPN
Thurs., Dec. 29	2:00p.m.	Birmingham Bowl	ESPN
Thurs., Dec. 29	5:30p.m.	Belk Bowl	ESPN
Thurs., Dec. 29	9:00p.m.	Valero Alamo Bowl	ESPN
Fri., Dec. 30	12:00 p.m.	AutoZone Liberty Bowl	ESPN
Fri., Dec. 30	2:00p.m.	Hyundai Sun Bowl	CBS
Fri., Dec. 30	TBA	Nova Home Loans Arizona Bowl	TBA
Fri., Dec. 30	3:30p.m.	Franklin American Mortgage Music City Bowl	ESPN
Fri., Dec. 30	8:00p.m.	Capital One Orange Bowl	ESPN
Sat, Dec. 31	11:00 a.m.	Buffalo Wild Wings Citrus Bowl	ABC
Sat, Dec. 31	11:00 a.m.	TaxSlayer Bowl	ESPN
Sat, Dec. 31	3 p.m. or 7 p.m.	CFP Semifinal at the Chick-fil-A Peach Bowl	ESPN
Sat, Dec. 31	3 p.m. or 7 p.m.	CFP Semifinal at the Fiesta Bowl	ESPN
Mon., Jan. 2	1:00 p.m.	Outback Bowl	ABC
Mon., Jan. 2	1:00 p.m.	Goodyear Cotton Bowl Classic	ESPN
Mon., Jan. 2	5:00p.m.	Rose Bowl Game Presented by Northwestern Mutual	ESPN
Mon., Jan. 2	8:30p.m.	Allstate Sugar Bowl	ESPN
Mon, Jan 9	8:30p.m.	CFP National Championship	ESPN



FBA
FOOTBALL BOWL ASSOCIATION



COLLEGE FOOTBALL PLAYOFF

Every Game Counts

The playoff preserves the excitement and significance of college football's unique regular season where every game counts.

Four Teams

The selection committee ranks the teams based on championships won, strength of schedule, head-to-head results, comparison of results against common opponents and other factors.

Two Games

The New Year's holiday belongs to college football, with two semifinal games and four other top bowl games continuing a wonderful tradition.

One Goal

The two teams winning the playoff semifinals compete for the national championship. That game is in a different city each year, always on a Monday night.

Universal Access

Every FBS team has equal access to the College Football Playoff based on its performance. No team automatically qualifies.

More Revenue

The format increases revenue for all conferences and independent institutions.

Governance

University presidents and chancellors from all 10 FBS conferences and Notre Dame serve on the CFP Board of Managers and govern the administrative operations, with commissioners (the Management Committee) managing the event. A small staff in the playoff office in Irving, Texas, carries out the detailed responsibilities.

Selection Committee

A talented group of high-integrity individuals with experience as coaches, student-athletes, college administrators and journalists, along with sitting athletics directors, comprise the selection committee. Members of the committee are: Kirby Hocutt (chair), Barry Alvarez, Jeff Bower, Lloyd Carr, Herb Deromedi, Tom Jernstedt, Bobby Johnson, Jeff Long, Rob Mullens, Dan Radakovich, Condoleezza Rice, Steve Wieberg and Tyrone Willingham.

www.collegefootballplayoff.com  /CollegeFootballPlayoff  @cfbplayoff  @cfbplayoff #CFBPlayoff



Selection Committee Responsibilities

- Rank the top 25 teams and assign the top four to semifinals sites.
- Assign teams to New Year's bowls.
 - Create competitive matchups.
 - Attempt to avoid rematches of regular-season games and repeat appearances in specific bowls.
 - Consider geography.

Participants in the New Year's Bowls

Both participants in the Orange, Rose and Sugar Bowls are contracted outside the playoff arrangement (Big Ten and Pac-12 to Rose Bowl; SEC and Big 12 to Sugar Bowl; ACC to Orange Bowl against the highest ranked available team from the SEC, Big Ten and Notre Dame). If a conference champion qualifies for the playoff, then the bowl will choose a replacement from that conference. When those bowls host the semifinals and their contracted conference champions do not qualify, then the displaced champion(s) will play in one of the other New Year's bowls.

When not hosting semifinals, the Cotton, Fiesta and Peach Bowls will welcome displaced conference champions and the top-ranked champion from a non-contract conference. The highest-ranked available teams will fill any other berths. The selection committee will make the pairings.

SCHEDULE

							
2016-17	SEMIFINAL (Dec. 31)	SEMIFINAL (Dec. 31)	SUGAR (Jan. 2)	ROSE (Jan. 2)	ORANGE (Dec. 30)	COTTON (Jan. 2)	TAMPA BAY (Jan. 9)
2017-18	PEACH (Jan. 1)	FIESTA (Dec. 30)	SEMIFINAL (Jan. 1)	SEMIFINAL (Jan. 1)	ORANGE (Dec. 30)	COTTON (Dec. 30)	ATLANTA (Jan. 8)
2018-19	PEACH (Dec. 31)	FIESTA (Jan. 1)	SUGAR (Jan. 1)	ROSE (Jan. 1)	SEMIFINAL (Dec. 31)	SEMIFINAL (Dec. 31)	BAY AREA (Jan. 7)
2019-20	SEMIFINAL (Dec. 31)	SEMIFINAL (Dec. 31)	SUGAR (Jan. 1)	ROSE (Jan. 1)	ORANGE (Jan. 1)	COTTON (Dec. 31)	NEW ORLEANS (Jan. 13)

www.collegefootballplayoff.com

 /CollegeFootballPlayoff

 @cfbplayoff

 @cfbplayoff

#CFBPlayoff





ALABAMA

ALABAMA • ARKANSAS • AUBURN • FLORIDA • GEORGIA • KENTUCKY • LSU • OLE MISS



2016 SCHEDULE

Sept. 3	vs. Southern California (ABC 7:00 CT)	UA leads 5-2
Sept. 10	WESTERN KENTUCKY (ESPN2 2:30 CT)	UA leads 2-0
Sept. 17	at Ole Miss* (CBS 2:30 CT)	UA leads 47-11-2
Sept. 24	KENT STATE	UA leads 1-0
Oct. 1	KENTUCKY*	UA leads 36-2-1
Oct. 8	at Arkansas*	UA leads 16-8
Oct. 15	at Tennessee*	UA leads 52-38-7
Oct. 22	TEXAS A&M*	UA leads 6-2
Nov. 5	at LSU*	UA leads 50-25-5
Nov. 12	MISSISSIPPI STATE*	UA leads 78-18-3
Nov. 19	CHATTANOOGA	UA leads 12-0
Nov. 26	AUBURN*	UA leads 44-35-1

*SEC Game

University of Alabama Crimson Tide Quick Facts

LOCATION: Tuscaloosa, Alabama

FOUNDED: April 12, 1831

ENROLLMENT: 36,155

NICKNAME: Crimson Tide

COLORS: Crimson and White

STADIUM: Bryant-Denny Stadium
(101,821)

PLAYING SURFACE: Prescription
Athletic Turf (Natural Grass)

FIRST GAME: Oct. 4, 1929 –
Alabama 22, Ole Miss 7

HOME RECORD: 541-136-25 (.788)

HOME ATTENDANCE: 707,786
(101,112 avg./99.30% Capacity)

ALL-TIME RECORD: 864-326-43
(.718)

2015 RECORD: 14-1

2015 SEC RECORD/FINISH: 7-1
SEC Champions

SEC CHAMPIONSHIPS: 24 (1933,
34, 37, 45, 53, 64, 65, 66, 71,
72, 73, 74, 75, 77, 78, 79, 81,
89, 92, 99, 2009, 12, 14, 15)


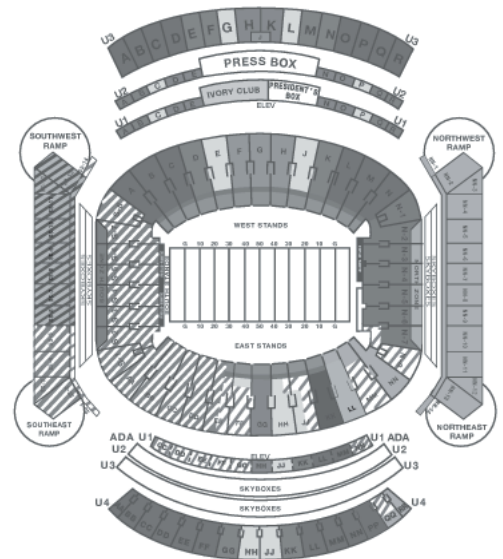
BOWL: Goodyear Cotton Bowl,
Michigan State, W, 38-0 (College
Football Playoff Semifinal)

2016 CFP National Championship
Game, Clemson, W, 45-40

BOWL APPEARANCES: 63

BOWL RECORD: 35-24-3

LAST BOWL APPEARANCE: 2016
Goodyear Cotton Bowl, Michigan
State, W, 38-0



DR. STUART R. BELL
President
(Texas A&M, 1979)



DR. JAMES KING
Faculty Representative
(Alabama, '89)



BILL BATTLE
Athletics Director
(Alabama, '63)



NICK SABAN
Head Football Coach
(Kent State, '73)



NICK SABAN



YEAR-BY-YEAR

Year	School	Conf.	Pct.	All	Pct.	Bowl
1990	Toledo	7-1	.875	9-2	.818	
1995	Michigan State	4-3-1	.563	6-5-1	.542	Independence
1996	Michigan State	5-3	.625	6-6	.500	Sun
1997	Michigan State	4-4	.500	7-5	.583	Aloha
1998	Michigan State	4-4	.500	6-6	.500	
1999	Michigan State	6-2	.750	9-2	.818	*Citrus
2000	LSU	5-3	.625	8-4	.667	Peach
2001	LSU	5-3	.625	10-3	.769	Sugar
2002	LSU	5-3	.625	8-5	.615	Cotton
2003	LSU	7-1	.875	13-1	.929	Sugar
2004	LSU	6-2	.750	9-3	.750	Capital One
2005	Miami	NFL		9-7	.563	
2006	Miami	NFL		6-10	.375	
2007	Alabama %	4-4	.500	7-6	.538	Independence
2008	Alabama	8-0	1.000	12-2	.857	Sugar
2009	Alabama	8-0	1.000	14-0	1.000	BCS NCG
2010	Alabama	5-3	.625	10-3	.769	Capital One
2011	Alabama	7-1	.875	12-1	.923	BCS NCG
2012	Alabama	7-1	.875	13-1	.929	BCS NCG
2013	Alabama	7-1	.875	11-2	.846	Sugar
2014	Alabama	7-1	.875	12-2	.857	Sugar
2015	Alabama	7-1	.875	14-1	.933	Cotton
TOTALS		115-41-1	736	206-77-1	.727	21 Years
College Record				191-60-1	.760	20 Years
Alabama Record		57-12	.838	100-18	.847	9 Years
LSU Record		28-12	.700	48-16	.750	5 Years
Michigan State Record		23-16-1	.588	34-24-1	.585	5 Years
Toledo Record		7-1	.875	9-2	.818	1 Year
BOWL RECORD:		9-8	529			

% – Record was 2-6 overall and 1-4 in SEC play after NCAA ruling
*Did not coach in game

HOMETOWN: Fremont, West Virginia

ALMA MATER: Kent State (1973)

PLAYING CAREER: Kent State defensive back (1970-72), three-year letterman.

COACHING EXPERIENCE: Kent State Graduate Assistant 1973-74; Kent State Assistant 1975-76; Syracuse Assistant 1977; West Virginia Assistant 1978-79; Ohio State Assistant 1980-81; Navy Assistant 1982; Michigan State Assistant 1983-87; Houston Oilers (NFL) Assistant 1988-89; Toledo Head Coach 1990; Cleveland Browns (NFL) Assistant 1991-94; Michigan State Head Coach 1995-99; LSU Head Coach 2000-04. Miami Dolphins (NFL) Head Coach 2005-06; Alabama Head Coach 2007-present.

COACHING ACHIEVEMENTS: 2003 AP National Coach of the Year; 2003 Eddie Robinson Coach of the Year; 2003 Bear Bryant Coach of the Year; 2003 BCS National Championship; 2008 AP Coach of the Year; 2008 Eddie Robinson Coach of the Year; 2008 Home Depot Coach of the Year; 2008 Liberty Mutual Coach of the Year; 2009, 2011 and 2012 BCS National Championship; 2009, 2011 and 2012 Bobby Bowden Coach of the Year; 2014 Bobby Dodd Coach of the Year.

BORN: October 31, 1951

WIFE: Terry

CHILDREN: Nicholas and Kristen

ASSISTANT COACHES

DERRICK ANSLEY (Troy, 2005/Secondary/1st)

BURTON BURNS (Nebraska, 1976/Associate Head Coach/Running Backs/10th)

MARIO CRISTOBAL (Miami, 1993/Assistant Head Coach/Tackles and Tight Ends/4th)

KARL DUNBAR (LSU, 1992/Defensive Line/1st)

BRENT KEY (Georgia Tech, 2001/Centers and Guards/1st)

LANE KIFFIN (Fresno State, 1998/Offensive Coordinator/Quarterbacks/3rd)

TOSH LUPOI (California, 2005/Outside Linebackers/2nd)

BILLY NAPIER (Furman, 2003/Wide Receivers/4th)

JEREMY PRUITT (West Alabama, 2001/Defensive Coordinator/Inside Linebackers/4th)

SCOTT COCHRAN (LSU, 2001/Director of Strength and Conditioning/10th)

BOBBY WILLIAMS (Purdue, 1982/Special Assistant to the Head Coach/9th)

SUPPORT STAFF

ED MARYNOWITZ (UCF, 2006) Associate A.D. for Football

JEFF ALLEN (Georgia Southern, 1993) Assistant A.D. for Sports Medicine

JOSH MAXSON (Oklahoma State, 2001) Director of Football Communications

JUSTIN DICKENS (Austin Peay State, 2003) Director of Football Operations



ALABAMA

ALABAMA • ARKANSAS • AUBURN • FLORIDA • GEORGIA • KENTUCKY • LSU • OLE MISS

RETURNING OFFENSIVE STARTERS

No.	Name	POS	CLASS	HT	WT	EXP	Hometown/Last School
88	O.J. Howard	TE	Sr.	6-6	242	3L	Prattville, Ala./Autauga Academy
71	Ross Pierschbacher	OL	So.	6-4	298	1L	Cedar Falls, Iowa/Cedar Falls
3	Calvin Ridley	WR	So.	6-1	188	1L	Coconut Creek, Fla./Monarch
74	Cam Robinson	OL	Jr.	6-6	326	2L	Monroe, La./West Monroe
13	ArDarius Stewart	WR	Jr.	6-1	204	2L	Fultondale, Ala./Fultondale
50	Alphonse Taylor	OL	Sr.	6-5	325	3L	Mobile, Ala./Davidson

RETURNING DEFENSIVE STARTERS

No.	Name	POS	CLASS	HT	WT	EXP	Hometown/Last School
93	Jonathan Allen	DL	Sr.	6-3	283	3L	Leesburg, Va./Stone Bridge
29	Minkah Fitzpatrick	DB	So.	6-1	195	1L	Old Bridge, N.J./St. Peter's Prep
10	Reuben Foster	LB	Sr.	6-1	240	2L	Auburn, Ala./Auburn
26	Marlon Humphrey	DB	So.	6-1	192	1L	Hoover, Ala./Hoover
4	Eddie Jackson	DB	Sr.	6-0	194	3L	Lauderdale Lakes, Fla./Boyd Anderson

STARTERS LOST

No.	Name	POS	CLASS	HT	WT
14	Jake Coker	QB	Sr.	6-5	232
30	Denzel Devall	LB	Sr.	6-2	252
2	Derrick Henry	RB	Jr.	6-3	242
76	Dominick Jackson	OL	Sr.	6-6	315
5	Cyrus Jones	CB	Sr.	5-10	196
70	Ryan Kelly	OL	Sr.	6-5	301
24	Geno Matias-Smith	DB	Sr.	6-0	199
16	Richard Mullaney	WR	Sr.	6-3	208
19	Reggie Ragland	LB	Sr.	6-2	252
90	Jarran Reed	DL	Sr.	6-4	313
86	A'Shawn Robinson	DL	Jr.	6-4	312

RETURNING STATISTICAL LEADERS

RUSHING:					ATT	YARDS	AVG	TDS		
Damien Harris					46	157	3.4	1		
Bo Scarbrough					18	104	5.8	1		
PASSING:					ATT	COMP	INT	TDS	YARDS	PCT
Cooper Bateman					52	37	2	1	291	71.2
RECEIVING:					REC	YARDS	AVG.	AVG/GAME	TDS	
Calvin Ridley					89	1,045	11.7	69.7	7	
ArDarius Stewart					63	700	11.1	46.7	4	
O.J. Howard					38	602	15.8	40.1	2	
TACKLES:					TOTAL	SOLO	ASST	INT	SACKS	TFL-YDS
Reuben Foster					73	48	25	0	2.0/7	8.0/24
Eddie Jackson					46	34	12	6/230	0/0	3.0/12
Marlon Humphrey					45	35	10	3/28	0	3.5/16
Minkah Fitzpatrick					45	30	15	2/88	2.0/17	3.0/18
Ryan Anderson					37	21	16	0	6.0/41	11.5/50
Jonathan Allen					36	19	17	0	12.0/88	14.5/92

2015 RESULTS

14-1 Overall • 7-1 SEC

Home: 6-1 Away: 4-0 Neutral: 4-0 vs. Top 25: 8-1

Sept. 5	[3/3] vs. Wisconsin (20/18)	64,279	W, 35-17
Sept. 12	[2/2] MIDDLE TENNESSEE	98,568	W, 37-10
Sept. 19	[2/2] OLE MISS* (15/11)	101,821	L, 37-43
Sept. 26	[12/12] UL MONROE	101,323	W, 34-0
Oct. 3	[13/13] at Georgia* (8/6)	92,746	W, 38-10
Oct. 10	[8/10] ARKANSAS*	101,821	W, 27-14
Oct. 17	[10/9] at Texas A&M* (9/10)	105,733	W, 41-23
Oct. 24	[8/8] TENNESSEE*	101,821	W, 19-14
Nov. 7	[7/7] LSU* (4/4)	101,821	W, 30-16
Nov. 14	[3/4] at Mississippi State* (20/20)	62,435	W, 31-6
Nov. 21	[3/3] CHARLESTON SOUTHERN	100,611	W, 56-6
Nov. 28	[2/2] at Auburn*	87,451	W, 29-13
Dec. 5	[2/2] vs. Florida (18/15)	75,320	W, 29-15
Dec. 31	[2/2] vs. Michigan State (3/4)	82,812	W, 38-0
Jan. 11	Goodyear Cotton Bowl National Semifinal; Arlington, Texas		
	[2/2] vs. Clemson (1/1)	75,765	W, 45-40
	CFP National Championship Game; Glendale, Arizona		

[AP/Coaches] - Denotes team ranking at the time of the game;
[AP/Coaches] - Denotes opponent ranking at the time of the game

ALABAMA Team Information

BASIC OFFENSE: Pro Style (Multiple)

BASIC DEFENSE: 3-4

LETTERMEN RETURNING: 47

OFFENSE: 20

DEFENSE: 21

SPECIALTY: 4

LETTERMEN LOST: 24

OFFENSE: 11

DEFENSE: 13

SPECIALTY: 1

STARTERS RETURNING: 14

OFFENSE: 6

DEFENSE: 5

SPECIALTY: 3

STARTERS LOST: 11

OFFENSE: 5

DEFENSE: 6

SPECIALTY: 0


NOTE: Specialists include punter and place-kicker only.



ALL-STAR CANDIDATES

JONATHAN ALLEN


Senior • DL • 6-3 • 291 • Leesburg, VA



- One of the most productive defenders and pass rushers in the country, Jonathan Allen returns for his senior season to lead the Crimson Tide defensive front
- Returns 85 career tackles, 29 of which were for a loss (-147 yards), and 18 sacks across his first three seasons in Tuscaloosa
- Finished his junior campaign ranked 17th nationally and second in the SEC with .80 sacks per game, 12.0 in total by season's end
- Recorded 36 total tackles with a team-high 14.5 for loss (-92 yards) and added four pass breakups and six quarterback hurries in 2015
- All 12 of his sacks came against Power 5 competition with 11 coming against ranked teams last season

EDDIE JACKSON

Senior • DB • 6-0 • 194 • Lauderdale Lakes, FL



- A converted corner, Jackson returns for his senior season as one of the top safeties in the nation
- Has eight total picks for 248 yards to his credit to go with 106 total tackles in 33 games of action across his first three seasons at Alabama
- A second team All-American who led the 2015 team in interceptions with six – two picks returned for touchdowns – a forced fumble and 46 tackles
- Accumulated 230 return yards on his six interceptions a season ago, shattering the previous all-time record of 163 across 10 interceptions that stood since 1952
- Was one of 16 semifinalists for the Jim Thorpe Award, presented annually to nation's top defensive back at the end of his junior season

O.J. HOWARD

Senior • TE • 6-6 • 251 • Prattville, AL



- Provides Alabama with a dynamic option at the tight end position, providing a mismatch for most defenses in the passing game
- Hauled in 69 catches for 1,131 yards and four touchdowns in his first three seasons at the Capstone
- Collected 38 catches in 2015 for 602 yards to average a team-high 15.8 yards per catch
- Converted first downs on 24 of his catches with nine of those receptions going for 20-plus yards in his junior season
- Earned Offensive MVP honors for his career day in the College Football Playoff National Championship, catching five passes for a career-high 208 yards and two touchdowns

CALVIN RIDLEY

Sophomore • WR • 6-1 • 188 • Coconut Creek, FL



- A big play threat in a talent receiving corps, Ridley returns for his sophomore season after a breakout freshman campaign
- Set the Alabama single-season freshman receiving record for yards with 1,045, eclipsing the previous mark of 1,000 held by Amari Cooper in 2012
- Made an immediate impact on the Crimson Tide offense as a freshman, reeling in a SEC-leading 89 catches for a team-high 1,045 yards in 15 games (11 starts)
- 17 of his catches went for 15-plus yards, including five of his seven scores, which came on plays of 30 or more yards
- Recorded five or more catches in 11 games during his first collegiate season



ALABAMA

ALABAMA • ARKANSAS • AUBURN • FLORIDA • GEORGIA • KENTUCKY • LSU • OLE MISS

2016 ALPHABETICAL ROSTER

No.	Name	POS	CL	HT	WT	EXP	Hometown
93	Jonathan Allen	DL	Sr.	6-3	291	3L	Leesburg, Va.
41	Blaine Anderson	DB	Sr.	5-10	187	SQ	Charlotte, N.C.
31	Keaton Anderson	LB	R-Fr.	6-1	215	RS	Florence, Ala.
22	Ryan Anderson	LB	R-Sr.	6-2	253	3L	Daphne, Ala.
28	Anthony Averett	DB	R-Jr.	6-0	183	1L	Woodbury, N.J.
94	Dakota Ball	DL	R-Sr.	6-3	268	2L	Lindale, Ga.
8	Blake Barnett	QB	R-Fr.	6-5	211	RS	Corona, Calif.
18	Cooper Bateman	QB	R-Jr.	6-3	220	2L	Murray, Utah
41	Parker Bearden	WR	So.	6-1	201	SQ	Bessemer, Ala.
49	Christian Bell	LB	Fr.	6-4	251	HS	Hoover, Ala.
75	Bradley Bozeman	OL	R-Jr.	6-5	319	2L	Roanoke, Ala.
65	Deonte Brown	OL	Fr.	6-4	350	HS	Decatur, Ala.
48	Mekhi Brown	LB	R-Fr.	6-5	246	RS	Columbus, Ga.
7	Tony Brown	DB	Jr.	6-0	198	2L	Beaumont, Texas
45	Hunter Bryant	TE	Jr.	6-5	226	SQ	Roswell, Ga.
5	Shyheim Carter	DB	Fr.	6-0	190	HS	Kentwood, La.
67	Josh Casher	OL	R-So.	6-1	287	SQ	Mobile, Ala.
4	Daylon Charlot	WR	So.	6-0	195	1L	Patterson, La.
5	Ronnie Clark	RB	R-So.	6-2	215	1L	Calera, Ala.
12	David Cornwell	QB	R-So.	6-5	228	SQ	Norman, Okla.
66	Lester Cotton	OL	So.	6-4	319	1L	Tuscaloosa, Ala.
1	Ben Davis	LB	Fr.	6-4	234	HS	Gordo, Ala.
99	Raekwon Davis	DL	Fr.	6-7	315	HS	Meridian, Miss.
62	Will Davis	OL	Sr.	6-5	315	SQ	Letohatchee, Ala.
14	Gerhig Dieter	WR	Sr.	6-3	207	TR	South Bend, Ind.
7	Trevon Diggs	WR	Fr.	6-2	195	HS	Gaithersburg, Md.
39	Tre' Dunn	WR	Jr.	6-0	170	SQ	Raleigh, N.C.
36	Johnny Dwight	DL	R-So.	6-3	306	SQ	Rochelle, Ga.
6	B.J. Emmons	RB	Fr.	6-0	206	HS	Morganton, N.C.
43	Lawrence Erekosima	RB	Jr.	5-7	180	SQ	Simpsonville, S.C.
32	Rashaan Evans	LB	Jr.	6-3	231	2L	Auburn, Ala.
80	Raheem Falkins	WR	R-Sr.	6-4	200	2L	New Orleans, La.
29	Minkah Fitzpatrick	DB	So.	6-1	203	1L	Old Bridge, N.J.
87	Miller Forristall	TE	Fr.	6-5	225	HS	Cartersville, Ga.
10	Reuben Foster	LB	Sr.	6-1	236	3L	Auburn, Ala.
1	Robert Foster	WR	R-Jr.	6-2	191	2L	Monaca, Pa.
69	Joshua Frazier	DL	Jr.	6-4	315	2L	Springdale, Ark.
46	Derrick Garnett	LB	Jr.	6-1	240	SQ	Tuscaloosa, Ala.
33	Derrick Gore	RB	Jr.	5-11	210	1L	Syracuse, N.Y.
47	Bo Grant	DB	Sr.	6-2	195	SQ	Valley, Ala.
89	Brandon Greene	TE	R-Sr.	6-5	295	3L	Ellenwood, Ga.
99	Adam Griffith	PK	R-Sr.	5-10	191	3L	Calhoun, Ga.
24	Terrell Hall	LB	Fr.	6-5	247	HS	Washington, D.C.
20	Shaun Dion Hamilton	LB	Jr.	6-0	232	2L	Montgomery, Ala.
9	Da'Shawn Hand	DL	Jr.	6-4	280	2L	Woodbridge, Va.
34	Damien Harris	RB	So.	5-11	214	1L	Berea, Ky.
86	Truett Harris	TE	Sr.	6-3	235	SQ	Brentwood, Tenn.
15	Ronnie Harrison	DB	So.	6-3	216	1L	Tallahassee, Fla.
63	J.C. Hassenauer	OL	Jr.	6-2	299	2L	Woodbury, Minn.
84	Hale Hentges	TE	So.	6-5	256	1L	Jefferson City, Mo.
42	Keith Holcombe	LB	R-So.	6-4	227	1L	Tuscaloosa, Ala.
88	O.J. Howard	TE	Sr.	6-6	251	3L	Prattville, Ala.
26	Marlon Humphrey	DB	R-So.	6-1	196	1L	Hoover, Ala.
2	Jalen Hurts	QB	Fr.	6-2	209	HS	Channelview, Texas
4	Eddie Jackson	DB	Sr.	6-0	194	3L	Lauderdale Lakes, Fla.
25	Joshua Jacobs	RB	Fr.	5-10	204	HS	Tulsa, Okla.
33	Anfernee Jennings	LB	R-Fr.	6-3	264	RS	Dadeville, Ala.

No.	Name	POS	CL	HT	WT	EXP	Hometown
19	Shawn Jennings	LB	Fr.	6-1	220	HS	Dadeville, Ala.
38	Austin Johnson	WR	So.	6-2	200	SQ	Elba, Ala.
6	Hootie Jones	DB	Jr.	6-2	215	2L	Monroe, La.
56	Brandon Kennedy	OL	R-Fr.	6-3	301	RS	Wetumpka, Ala.
81	Derek Kief	WR	R-So.	6-4	200	1L	Cincinnati, Ohio
90	Jamar King	DL	Jr.	6-4	290	JC	Detroit, Mich
78	Korren Kirven	OL	R-Sr.	6-4	311	3L	Lynchburg, Va.
13	Nigel Knott	DB	Fr.	5-11	175	HS	Madison, Miss.
76	Scott Lashley	OL	Fr.	6-7	313	HS	West Point, Miss.
31	Donnie Lee Jr.	WR	Jr.	6-0	180	SQ	Northport, Ala.
51	Jake Long	DL	Sr.	5-9	228	SQ	Vestavia Hills, Ala.
36	Torin Marks	DB	R-Fr.	5-11	175	RS	Rosenberg, Texas
31	Xavian Marks	RB	So.	5-8	166	1L	Rosenberg, Texas
2	Jared Mayden	DB	Fr.	6-0	200	HS	Sachse, Texas
55	Cole Mazza	SN	Sr.	6-2	235	3L	Bakersfield, Calif.
40	Joshua McMillon	LB	R-Fr.	6-3	237	RS	Memphis, Tenn.
47	Christian Miller	LB	R-So.	6-4	230	1L	Columbia, S.C.
49	Brandon Moore	TE	Sr.	6-0	248	SQ	Cincinnati, Ohio
37	Donavan Mosley	DB	So.	5-10	180	SQ	San Antonio, Texas
16	Jamey Mosley	LB	R-So.	6-5	228	SQ	Mobile, Ala.
79	Chris Owens	OL	Fr.	6-3	304	HS	Arlington, Texas
92	Andy Papanastos	PK	Sr.	5-11	198	TR	Montgomery, Ala.
42	Jacob Parker	TE	Jr.	6-1	222	SQ	Meridianville, Ala.
53	Ryan Parris	SN	So.	6-0	209	SQ	Madison, Ala.
94	Da'Ron Payne	DL	So.	6-2	319	1L	Birmingham, Ala.
72	Richie Petitbon	OL	R-Fr.	6-4	302	RS	Annapolis, Md.
71	Ross Pierschbacher	OL	R-So.	6-4	304	1L	Cedar Falls, Iowa
47	Josh Pugh	WR	So.	6-1	208	SQ	Chelsea, Ala.
89	Armani Purifoye	WR	Jr.	6-0	193	SQ	Kingsland, Ga.
96	Gunnar Raborn	PK	Jr.	5-9	180	1L	Lafayette, La.
44	Avery Reid	RB	So.	6-0	192	SQ	Oneonta, Ala.
37	Jonathan Rice	WR	So.	6-4	207	SQ	Madison, Ala.
3	Calvin Ridley	WR	So.	6-1	188	1L	Coconut Creek, Fla.
23	Aaron Robinson	DB	Fr.	6-1	181	HS	Deerfield Beach, Fla.
74	Cam Robinson	OL	Jr.	6-6	320	2L	Monroe, La.
98	Brannon Satterfield	P	So.	6-2	210	SQ	Austin, Texas
9	Bo Scarborough	RB	So.	6-2	228	1L	Northport, Ala.
15	JK Scott	P	Jr.	6-6	202	2L	Denver, Colo.
11	Kendall Sheffield	DB	R-Fr.	6-0	188	RS	Missouri City, Texas
16	T.J. Simmons	WR	Fr.	6-2	201	HS	Pinson, Ala.
17	Cam Sims	WR	Jr.	6-5	203	2L	Monroe, La.
82	Irvin Smith	TE	Fr.	6-4	235	HS	New Orleans, La.
91	O.J. Smith	DL	R-So.	6-2	309	SQ	Bossier City, La.
34	Nate Staskelunas	DB	Sr.	6-3	207	SQ	Greenville, N.C.
13	ArDarius Stewart	WR	R-Jr.	6-1	204	2L	Fultondale, Ala.
50	Alphonse Taylor	OL	R-Sr.	6-5	345	3L	Mobile, Ala.
14	Deionte Thompson	DB	R-Fr.	6-2	190	RS	Orange, Texas
54	Dalvin Tomlinson	DL	R-Sr.	6-3	305	3L	McDonough, Ga.
44	Levi Wallace	DB	Jr.	6-0	170	SQ	Tucson, Ariz.
59	Dallas Warmack	OL	So.	6-2	299	1L	Atlanta, Ga.
73	Jonah Williams	OL	Fr.	6-5	296	HS	Folsom, Calif.
92	Quinnen Williams	DL	Fr.	6-4	284	HS	Birmingham, Ala.
56	Tim Williams	LB	Sr.	6-4	252	3L	Baton Rouge, La.
82	JaMichael Willis	WR	Sr.	6-0	199	SQ	Gardendale, Ala.
3	Lyndell "Mack" Wilson	LB	Fr.	6-2	244	HS	Montgomery, Ala.
77	Matt Womack	OL	R-Fr.	6-7	316	RS	Hernando, Miss.
35	Thomas Woods	WR	Jr.	5-6	165	SQ	Birmingham, Ala.



YEAR-BY-YEAR RECORDS

Year	Coach	SEC		Overall	Bowls
		SEC	Finish		
1892	E.N. Beaumont			2-2	
1893	Eli Abbott			0-4	
1894	Eli Abbott			3-1	
1895	Eli Abbott			0-4	
1896	Otto Wagonhurst			2-1	
1897	Allen McCants			1-0	
1898	No Team				
1899	W.A. Hartin			3-1	
1900	M. Griffin			2-3	
1901	M.H. Harvey			2-1-2	
1902	Eli Abbott, J.O. Heyworth			4-4	
1903	W.B. Blount			3-4	
1904	W.B. Blount			7-3	
1905	Jack Leavenworth			6-4	
1906	J.W.H. Pollard			5-1	
1907	J.W.H. Pollard			5-1-2	
1908	J.W.H. Pollard			6-1-1	
1909	J.W.H. Pollard			5-1-2	
1910	Guy S. Lowman			4-4	
1911	D.V. Graves			5-2-2	
1912	D.V. Graves			5-3-1	
1913	D.V. Graves			6-3	
1914	D.V. Graves			5-4	
1915	Thomas Kelly			6-2	
1916	Thomas Kelly			6-3	
1917	Thomas Kelly			5-2-1	
1918	No Team				
1919	Xen C. Scott			8-1	
1920	Xen C. Scott			10-1	
1921	Xen C. Scott			5-4-2	
1922	Xen C. Scott			6-3-1	
1923	Wallace Wade			7-2-1	
1924	Wallace Wade			8-1	
1925	Wallace Wade			10-0	Rose
1926	Wallace Wade			9-0-1	Rose
1927	Wallace Wade			5-4-1	-
1928	Wallace Wade			6-3	-
1929	Wallace Wade			6-3	-
1930	Wallace Wade			10-0	Rose
1931	Frank W. Thomas			9-1	-
1932	Frank W. Thomas			8-2	-
1933	Frank W. Thomas	5-0-1	1	7-1-1	-
1934	Frank W. Thomas	7-0	1†	10-0	Rose
1935	Frank W. Thomas	4-2	5	6-2-1	-
1936	Frank W. Thomas	5-0-1	2	8-0-1	-
1937	Frank W. Thomas	6-0	1	9-1	Rose
1938	Frank W. Thomas	4-1-1	2†	7-1-1	-
1939	Frank W. Thomas	2-3-1	8	5-3-1	-
1940	Frank W. Thomas	4-2	4	7-2	-
1941	Frank W. Thomas	5-2	3	9-2	Cotton
1942	Frank W. Thomas	4-2	5	8-3	Orange
1943	No Team				
1944	Frank W. Thomas	3-1-2	3†	5-2-2	Sugar
1945	Frank W. Thomas	6-0	1	10-0	Rose
1946	Frank W. Thomas	4-3	6	7-4	-
1947	H.D. "Red" Drew	5-2	3	8-3	Sugar
1948	H.D. "Red" Drew	4-4-1	6†	6-4-1	-
1949	H.D. "Red" Drew	4-3-1	6	6-3-1	-
1950	H.D. "Red" Drew	6-2	3	9-2	-
1951	H.D. "Red" Drew	3-5	7†	5-6	-
1952	H.D. "Red" Drew	4-2	4	4-2	Orange
1953	H.D. "Red" Drew	4-0-3	1	6-3-3	Cotton
1954	H.D. "Red" Drew	3-3-2	6†	4-5-2	-
1955	J.B. "Ears" Whitworth	0-7	12	0-10	-
1956	J.B. "Ears" Whitworth	2-5	8†	2-7-1	-
1957	J.B. "Ears" Whitworth	1-6-1	11	2-7-1	-
1958	Paul "Bear" Bryant	3-4-1	6†	5-4-1	-
1959	Paul "Bear" Bryant	4-1-2	4	7-2-2	Liberty
1960	Paul "Bear" Bryant	5-1-1	3	8-1-2	Bluebonnet
1961	Paul "Bear" Bryant	7-0	1†	11-0	Sugar
1962	Paul "Bear" Bryant	6-1	2	10-1	Orange
1963	Paul "Bear" Bryant	6-2	3	9-2	Sugar
1964	Paul "Bear" Bryant	8-0	1	10-1	Orange
1965	Paul "Bear" Bryant	6-1-1	1	9-1-1	Orange
1966	Paul "Bear" Bryant	6-0	1†	11-0	Sugar
1967	Paul "Bear" Bryant	5-1	2	8-2-1	Cotton
1968	Paul "Bear" Bryant	4-2	3†	8-3	Gator
1969	Paul "Bear" Bryant	2-4	8	6-5	Liberty
1970	Paul "Bear" Bryant	3-4	7†	6-5-1	Bluebonnet
1971	Paul "Bear" Bryant	7-0	1	11-1	Orange
1972	Paul "Bear" Bryant	7-1	1	10-2	Cotton
1973	Paul "Bear" Bryant	8-0	1	11-1	Sugar
1974	Paul "Bear" Bryant	6-0	1	11-1	Orange
1975	Paul "Bear" Bryant	6-0	1	11-1	Sugar
1976	Paul "Bear" Bryant	5-2	3	9-3	Liberty
1977	Paul "Bear" Bryant	7-0	1†	11-1	Sugar
1978	Paul "Bear" Bryant	6-0	1	11-1	Sugar
1979	Paul "Bear" Bryant	6-0	1	12-0	Sugar
1980	Paul "Bear" Bryant	5-1	2†	10-2	Cotton
1981	Paul "Bear" Bryant	6-0	1†	9-2-1	Cotton
1982	Paul "Bear" Bryant	3-3	6†	8-4	Liberty
1983	Ray Perkins	4-2	3†	8-4	Sun
1984	Ray Perkins	2-4	7†	5-6	-
1985	Ray Perkins	4-1-1	2†	9-2-1	Aloha
1986	Ray Perkins	4-2	2†	10-3	Sun
1987	Bill Curry	4-2	4†	7-5	Hall of Fame
1988	Bill Curry	4-3	4†	9-3	Sun
1989	Bill Curry	6-1	1†	10-2	Sugar
1990	Gene Stallings	5-2	2†	7-5	Fiesta

Year	Coach	SEC		Overall	Bowls
		SEC	Finish		
1991	Gene Stallings	6-1	2	11-1	Blockbuster
1992	Gene Stallings	8-0	1	13-0	Sugar
1993	Gene Stallings	# 0-8	-	# 1-12	Gator
1994	Gene Stallings	8-0	1-W	12-1	Citrus
1995	Gene Stallings	5-3	-	8-3	-
1996	Gene Stallings	6-2	1-W	10-3	Outback
1997	Mike DuBose	2-6	T5-W	4-7	-
1998	Mike DuBose	4-4	3-W	7-5	Music City
1999	Mike DuBose	7-1	1-W	10-3	Orange
2000	Mike DuBose	3-5	6-W	3-8	-
2001	Dennis Franchione	4-4	T3-W	7-5	Independence
2002	Dennis Franchione	6-2	-	10-3	-
2003	Mike Shula	2-6	-	4-9	-
2004	Mike Shula	3-5	T3-W	6-6	Music City
2005	Mike Shula	0-2	6-W	0-2	Cotton
(Originally 10-2 with 10 wins vacated by NCAA ruling)					
2006	Mike Shula	0-6	6-W	0-7	Independence
(Originally 6-7 with 6 wins vacated by NCAA ruling)					
2007	Nick Saban	1-4	5-W	2-6	Independence
(Originally 7-6 with 5 wins vacated by NCAA ruling)					
2008	Nick Saban	8-0	1-W	12-2	Sugar
2009	Nick Saban	8-0	1-W	14-0	BCS NCG
2010	Nick Saban	5-3	4-W	10-3	Capital One
2011	Nick Saban	7-1	2-W	12-1	BCS NCG
2012	Nick Saban	7-1	1-W	13-1	BCS NCG
2013	Nick Saban	7-1	2-W	11-2	Sugar
2014	Nick Saban	7-1	1-W	12-2	Sugar
2015	Nick Saban	7-1	1-W	14-1	Cotton & CFP NCG

Includes forfeits imposed by NCAA

BOWL RESULTS (36-24-3)

Bowl	Opponent	Result	Date
Rose	Washington	W 20-19	1-1-26
Rose	Stanford	T 7-7	1-1-27
Rose	Washington State	W 24-0	1-1-31
Rose	Stanford	W 29-13	1-1-35
Rose	California	L 13-0	1-1-38
Cotton	Texas A&M	W 29-21	1-1-42
Orange	Boston College	W 37-21	1-1-43
Sugar	Duke	L 26-29	1-1-45
Rose	Southern Cal	W 34-14	1-1-46
Sugar	Texas	L 7-27	1-1-48
Orange	Syracuse	W 61-6	1-1-53
Cotton	Rice	L 6-28	1-1-54
Liberty	Penn State	L 0-7	12-9-59
Bluebonnet	Texas	T 3-3	12-17-60
Sugar	Arkansas	W 10-3	1-1-62
Orange	Oklahoma	W 17-0	1-1-63
Sugar	Ole Miss	W 12-7	1-1-64
Orange	Texas	L 17-21	1-1-65
Orange	Nebraska	W 39-28	1-1-66
Sugar	Nebraska	W 34-7	1-2-67
Cotton	Texas A&M	L 16-20	1-1-68
Gator	Missouri	L 10-35	12-28-68
Liberty	Colorado	L 33-47	12-13-69
Bluebonnet	Oklahoma	T 24-24	12-31-70
Orange	Nebraska	L 6-38	1-1-72
Cotton	Texas	L 13-17	1-1-73
Sugar	Notre Dame	L 23-24	1-1-74
Orange	Notre Dame	L 11-13	1-1-75
Sugar	Penn State	W 13-6	12-31-75
Liberty	UCLA	W 36-6	12-20-76
Sugar	Ohio State	W 35-6	1-2-78
Sugar	Penn State	W 14-7	1-1-79
Sugar	Arkansas	W 24-9	1-1-80
Cotton	Baylor	W 30-2	1-1-81
Cotton	Texas	L 12-14	1-1-82
Liberty	Illinois	W 21-15	12-29-82
Sun	Southern Methodist	W 28-7	12-24-83
Aloha	Southern Cal	W 24-3	12-28-85
Sun	Washington	W 28-6	12-25-86
Hall of Fame	Michigan	L 24-28	1-2-88
Sun	Army	W 29-28	12-29-88
Sugar	Miami (Florida)	L 25-33	1-1-90
Fiesta	Louisville	L 7-35	1-1-91
Blockbuster	Colorado	W 30-25	12-28-91
Sugar	Miami (Florida)	W 34-13	1-1-93
Gator	North Carolina	W 24-10	12-31-93
Citrus	Ohio State	W 24-17	1-2-95
Outback	Michigan	W 17-14	1-1-97
Music City	Virginia Tech	L 7-38	12-29-98
Orange	Michigan	L 34-35 (OT)	1-1-00
Independence	Iowa State	W 14-13	12-27-01
Music City	Minnesota	L 16-20	12-31-04
Cotton	Texas Tech	W 13-10	1-2-06
Independence	Oklahoma State	L 31-34	12-28-06
Independence	Colorado	W 30-24	12-30-07
Sugar	Utah	L 17-31	1-2-09
BCS NCG	Texas	W 37-21	1-7-10
Capital One Bowl	Michigan State	W 49-7	1-1-11
BCS NCG	LSU	W 21-0	1-9-12
BCS NCG	Notre Dame	W 42-14	1-7-13
Sugar	Oklahoma	L 31-45	1-2-14
Sugar	Ohio State	L 35-42	1-1-15
Cotton	Michigan State	W 38-0	12-31-15
CFP NCG	Clemson	W 45-40	1-11-16



ARKANSAS

ALABAMA • ARKANSAS • AUBURN • FLORIDA • GEORGIA • KENTUCKY • LSU • OLE MISS



2016 SCHEDULE

Sept. 3	LOUISIANA TECH (3:00 CT - SECN)	ARK leads 3-0
Sept. 10	at TCU (6:00 CT - ESPN/2)	ARK leads 43-23-2
Sept. 17	TEXAS STATE (6:30 CT - SECNA)	First Meeting
Sept. 24	vs. Texas A&M*	ARK leads 41-28-3
Oct. 1	ALCORN STATE	First Meeting
Oct. 8	ALABAMA*	UA leads 18-8
Oct. 15	OLE MISS*	ARK leads 34-27-1
Oct. 22	at Auburn*	AU leads 13-11-1
Nov. 5	FLORIDA*	FLA leads 9-1
Nov. 12	LSU*	LSU leads 37-22-2
Nov. 19	at Mississippi State*	ARK leads 15-10-1
Nov. 25	at Missouri* (1:30 CT - CBS)	Mizzou leads 4-3

*SEC Game

University of Arkansas Razorbacks Quick Facts

LOCATION: Fayetteville, Arkansas

FOUNDED: March 27, 1871

ENROLLMENT: 26,734

NICKNAME: Razorbacks

COLORS: Cardinal and White

STADIUMS:

Fayetteville: Donald W. Reynolds Razorback Stadium (72,000)
Little Rock: War Memorial Stadium (54,120)

PLAYING SURFACE: Synthetic
Powerblade 2.5 (Fayetteville)
Field Turf (Little Rock)

FIRST GAME: Sept. 24, 1938 -
Arkansas 27, Oklahoma A&M 7

HOME RECORD: 473-194-15 (.705)

HOME ATTENDANCE: 421,688
(70,281 avg., 97.61%)

ALL-TIME RECORD: 702-480-40
(.591/1,222)

2015 RECORD: 8-5 (4-3 H, 3-1 A,
1-1 N, 3-3 vs. Western Division)

2015 SEC RECORD/FINISH:
5-3/3rd SEC West

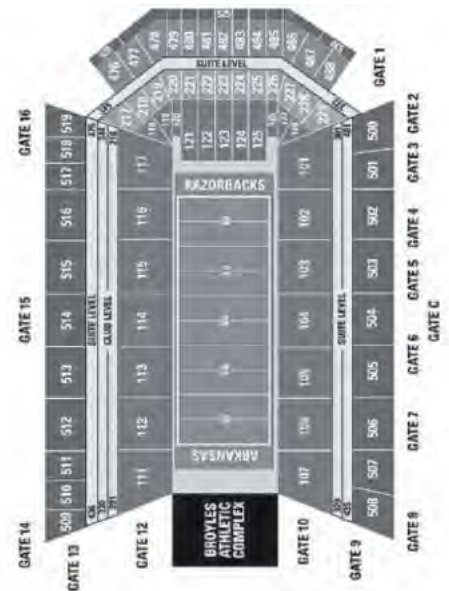
SEC CHAMPIONSHIPS: 0

BOWL: AutoZone Liberty Bowl,
Memphis, Tennessee (Arkansas 45,
Kansas State 23)

BOWL APPEARANCES: 41

BOWL RECORD: 15-23-3

LAST BOWL APPEARANCE:
AutoZone Liberty Bowl, Memphis,
Tennessee (defeated Kansas State,
45-23, January 2, 2016)



DR. JOSEPH E. STEINMETZ
Chancellor
(Central Michigan University, '77)



SHARON HUNT
Faculty Representative
(Arkansas, '73)



JEFF LONG
Vice Chancellor/
Athletics Director
(Ohio Wesleyan, '82)



BRET BIELEMA
Head Football Coach
(Iowa, '92)

BRET BIELEMA



HOMETOWN: Prophetstown, Ill.

ALMA MATER: Iowa (1992)

PLAYING CAREER: A defensive tackle at Iowa, he lettered from 1989-92, helping the Hawkeyes win the 1990 Big Ten championship, and was team captain as a senior.

COACHING EXPERIENCE: Graduate Assistant – Iowa 1994-95; Linebackers – Iowa 1996-2001; co-Defensive Coordinator/Linebackers – Kansas State 2002-03; Defensive Coordinator/Linebackers – Wisconsin 2004-05; Head Coach – Wisconsin, 2006-12; Head Coach – Arkansas, Dec. 2012-Present

COACHING ACHIEVEMENTS: 2012 Big Ten Championship; 2011 Big Ten Championship; 2010 Big Ten Championship; 2003 Big 12 Championship

BORN: Jan. 13, 1970

WIFE: Jen

YEAR-BY-YEAR

Year	School	Conf.	Pct.	All	Pct.	Bowl
2006	Wisconsin	7-1	.875	12-1	.923	Capital One
2007	Wisconsin	5-3	.625	9-4	.692	Outback
2008	Wisconsin	3-5	.375	7-6	.538	Champs Sports
2009	Wisconsin	5-3	.625	10-3	.769	Champs Sports
2010	Wisconsin	7-1	.875	11-2	.846	Rose
2011	Wisconsin	6-2	.750	11-3	.786	Rose
2012	Wisconsin	4-4	.500	8-5	.615	*Rose
2013	Arkansas	0-8	.000	3-9	.250	
2014	Arkansas	2-6	.250	7-6	.538	Texas
2015	Arkansas	5-3	.625	8-5	.615	Liberty
TOTALS		44-36	.550	86-44	.662	10 Years
Arkansas Record		7-17	.292	18-20	.474	3 Years
BOWL RECORD:		4-4	.500			

* did not coach team in bowl game

ASSISTANT COACHES

DAN ENOS (Michigan State, 1991) Offensive Coordinator/Quarterbacks – 2nd year

ROBB SMITH (Allegheny College, 1997) Defensive Coordinator/Secondary – 3rd year

KURT ANDERSON (Michigan, 2001) Offensive Line – 1st year

VERNON HARGREAVES (Connecticut, 1986) Linebackers – 2nd year

BARRY LUNNEY JR. (Arkansas, 1996) Tight Ends – 4th year

REGGIE MITCHELL (Central Michigan, 1984) Running Backs – 1st year

PAUL RHOADS (Missouri Western, 1988) Defensive Backs – 1st year

RORY SEGREST (Alabama, 1996) Defensive Backs/Specialists – 3rd year

MICHAEL SMITH (Kansas State, 1995) Wide Receivers – 4th year

SUPPORT STAFF

BEN HERBERT (Wisconsin, 2002) Head Strength and Conditioning Coach

MARK TAURISANI (SUNY Fredonia, 2003) Assistant Athletics Director for Football Operations

BOBBY ALLEN (Virginia Tech, 1983) Director of High School and NFL Relations



ARKANSAS

ALABAMA • ARKANSAS • AUBURN • FLORIDA • GEORGIA • KENTUCKY • LSU • OLE MISS

RETURNING OFFENSIVE STARTERS

No.	Name	POS	CLASS	HT	WT	EXP	Hometown/Last School
70	Dan Skipper	OL	Sr.	6-10	322	3L	Arvada, Colo./Ralston Valley HS
72	Frank Ragnow	OL	Jr.	6-5	313	2L	Chanhasen, Minn./Chanhasen HS
83	Jeremy Sprinkle	TE	Sr.	6-6	240	3L	White Hall, Ark./White Hall HS
80	Drew Morgan	WR	Sr.	6-0	193	3L	Greenwood, Ark./Greenwood HS
1	Jared Cornelius	WR	Jr.	5-11	212	2L	Shreveport, La./Evangel Christian Academy

RETURNING DEFENSIVE STARTERS

No.	Name	POS	CLASS	HT	WT	EXP	Hometown/Last School
48	Deatrich Wise Jr.	DL	Sr.	6-5	273	3L	Carrollton, Texas/Hebron HS
55	Jeremiah Ledbetter	DL	Sr.	6-3	312	1L	Orlando, Fla./Hutchinson (Kan.) CC
94	Taiwan Johnson	DL	Sr.	6-2	280	2L	Manvel, Texas/Manvel HS
51	Brooks Ellis	LB	Sr.	6-2	246	3L	Fayetteville, Ark./Fayetteville HS
23	Dre Greenlaw	LB	So.	6-0	227	1L	Fayetteville, Ark./Fayetteville HS
5	Henre' Toliver	DB	Jr.	6-1	184	2L	Marrero, La./Archbishop Rummel HS
2	DJ Dean	DB	Sr.	5-11	200	3L	Newton, Texas/Newton HS
29	Jared Collins	DB	Sr.	5-11	171	3L	Tulsa, Okla./Booker T. Washington HS
28	Josh Liddell	DB	Jr.	6-1	217	2L	Pine Bluff, Ark./Dollarway Senior HS

STARTERS LOST

No.	Name	POS	CLASS	HT	WT
10	Brandon Allen	QB	Sr.	6-2	210
73	Sebastian Tretola	OL	Sr.	6-5	334
65	Mitch Smothers	OL	Sr.	6-3	322
55	Denver Kirkland	OL	Jr.	6-5	345
3	Alex Collins	RB	Jr.	5-11	215
84	Hunter Henry	TE	Jr.	6-5	253
26	Rohan Gaines	DB	Sr.	5-11	195
93	DeMarcus Hodge	DL	Sr.	6-1	340

RETURNING STATISTICAL LEADERS

RUSHING:						
	G	ATT	YDS	AVG	TD	YPG
Kody Walker	9	90	394	4.4	6	43.8
Rawleigh Williams III	7	56	254	4.5	1	36.3
RECEIVING:						
	G	REC	YDS	AVG	TD	YPG
Drew Morgan	13	63	843	13.4	10	64.8
Dominique Reed	12	28	535	19.1	6	44.6
Jeremy Sprinkle	13	27	389	14.4	6	29.9
INTERCEPTIONS:						
	NO	YDS	AVG	TD	LG	
Josh Liddell	2	0	0.0	0	0	
DJ Dean	2	0	0.0	0	0	
SACKS:						
	NO	YDS				
Deatrich Wise	8.0	43				
Jeremiah Ledbetter	2.0	14				
Tevin Beanum	2.0	12				
TACKLES:						
	TOTAL	TFL	SACKS	INT	PBU	FF-FR
Brooks Ellis	102	8.0	1.5	1	3	0-1
Dre Greenlaw	95	3.5	1.0	0	1	2-0

2015 RESULTS

Home: 4-3		Away: 3-1		Neutral: 1-1		8-5 Overall		5-3 SEC	
								vs. Division: 3-3	
								vs. Top 25: 2-2	
Sept. 5	[18/20] TEXAS-EL PASO							67,708	W, 48-13
Sept. 12	[18/18] TOLEDO							49,591	L, 12-16
Sept. 19	[RV/RV] TEXAS TECH (---/rv)							73,334	L, 24-35
Sept. 26	vs. Texas A&M (14/15) (Arlington)*							67,339	L, 21-28 OT
Oct. 3	at Tennessee* (rv/rv)							101,265	W, 24-20
Oct. 10	at Alabama* (8/10)							101,821	L, 14-27
Oct. 24	AUBURN*							72,008	W, 54-46 4OT
Oct. 31	UT MARTIN							64,206	W, 63-28
Nov. 7	at Ole Miss* (19/19)							60,680	W, 53-52 OT
Nov. 14	[--/RV] at LSU* (9/9)							101,699	W, 31-14
Nov. 21	[RV/RV] MISSISSIPPI STATE* (rv/25)							71,936	L, 50-51
Nov. 27	[RV/RV] MISSOURI*							72,496	W, 28-3
Jan. 2	[RV/--] vs. Kansas State							61,136	W, 45-23

Autozone Liberty Bowl; Memphis, Tenn.

[AP/Coaches] - Denotes team ranking at the time of the game;
 [AP/Coaches] - Denotes opponent ranking at the time of the game

ARKANSAS Team Information

BASIC OFFENSE: Multiple
BASIC DEFENSE: 4-3

LETTERMEN RETURNING: 53

OFFENSE: 22
DEFENSE: 28
SPECIALTY: 3

LETTERMEN LOST: 22

OFFENSE: 16
DEFENSE: 6
SPECIALTY: 0

STARTERS RETURNING: 16

OFFENSE: 5
DEFENSE: 9
SPECIALTY: 2

STARTERS LOST: 8

OFFENSE: 6
DEFENSE: 2
SPECIALTY: 0

NOTE: Specialists include punter and place-kicker only.

ALL-STAR CANDIDATES

Dan SKIPPER

Senior • OL • 6-10 • 322 • Arvada, Colo.



- SEC Offensive Lineman of the Week (Nov. 16).
- Second Team All-SEC selection (AP, Coaches)
- Totaled 53 knockdowns and earned an 80 percent offensive grade in 12 of 13 games with a season high of 90 percent against Auburn (Oct. 24).
- Helped Arkansas lead the SEC in fewest sacks allowed for the third straight season.
- Paved the way for running back Alex Collins to run for over 1,500 yards and become just the third player in SEC history with three straight 1,000-yard campaigns to begin his career.
- Arkansas led the SEC with five 200-yard rushing games in league play and had a total of eight on the year.

Drew MORGAN

Senior • WR • 6-0 • 193 • Greenwood, Ark.



- Second Team All-SEC (AP)
- Led the team in touchdown catches (10), receptions (63) and receiving yards (843).
- 10 touchdowns led the SEC during the regular season and equaled the third-most in program single-season history.
- Totaled three 100-yard receiving games during SEC play away from home.
- Led the SEC and ranked 11th nationally in touchdown receptions against conference opponents (8).

Deatrich WISE

Senior • DL • 6-5 • 272 • Carrollton, Texas



- SEC Co-Defensive Lineman of the Week (Nov. 30).
- Tied for sixth in the SEC in sacks (8.0), all of which came in SEC play.
- 8.0 sacks during conference play led the SEC.
- Recorded seven sacks over the last four regular-season contests, which paced the SEC and ranked second nationally during that stretch.

Brooks ELLIS

Senior | LB | 6-2 | 246 | Fayetteville, Ark.



- CoSIDA Second Team Academic All-American (Dec. 3)
- Led the team in tackles with 102, which tied for ninth in the SEC.
- 67 of 102 tackles came against SEC opponents, highlighted by a pair of double figure performances.
- Had eight-plus tackles in eight games, including three double-digit performances.
- One of two SEC defenders to log 15-plus tackles in a game twice.
- Combined for 150 tackles with Dre Greenlaw over the last nine games.
- The duo of Ellis and Greenlaw finished as one of six pairs of teammates to rank in the SEC's top 20 in total tackles.



ARKANSAS

ALABAMA • ARKANSAS • AUBURN • FLORIDA • GEORGIA • KENTUCKY • LSU • OLE MISS

2016 ALPHABETICAL ROSTER

No.	Name	POS	HT	WT	CL/EXP	Hometown
3	McTelvin Agim	DL	6-3	285	Fr. HS	Texarkana, Texas
8	Austin Allen	QB	6-1	210	Jr. 2L	Fayetteville, Ark.
20	Troy Allison	WR	6-1	195	So. SQ	McGregor, Texas
19	Anthony Antwine	TE	6-4	214	Jr. 2L	Plano, Texas
37	Toby Baker	P	6-3	213	Sr. 1L	Memphis, Tenn.
97	Tevin Beanum	DL	6-4	257	Jr. 2L	Forrest City, Ark.
40	Jamarío Bell	TE	6-5	260	R-Fr. RS	Junction City, Ark.
17	Kofi Boateng	WR	6-1	183	Fr. HS	Arlington, Texas
53	Ben Brasuell	LB	6-1	215	Fr. HS	Benton, Ark.
44	Austin Cantrell	TE	6-4	261	R-Fr. RS	Roland, Okla.
41	Austin Capps	DL	6-4	307	Fr. HS	Star City, Ark.
46	Damani Carter	FB	6-0	241	So. 1L	Fayetteville, Ark.
18	Cameron Colbert	WR	6-1	208	So. 1L	Little Rock, Ark.
20	De'Andre Coley	DB	6-1	209	Jr. 2L	Miami, Fla.
29	Jared Collins	DB	5-11	171	Sr. 3L	Tulsa, Okla.
1	Jared Cornelius	WR	5-11	212	Jr. 2L	Shreveport, La.
13	Nate Dalton	DB	6-3	190	R-Fr. RS	Baton Rouge, La.
39	Juan Day	RB	6-1	215	So. 1L	North Little Rock, Ark.
2	DJ Dean	DB	5-11	200	Sr. 3L	Newton, Texas
98	Daytrion Dean	DL	6-3	274	R-Fr. RS	Fort Smith, Ark.
49	Robert Decker	LS	6-0	249	Jr. SQ	Greenwich, Conn.
26	Matt Dodson	DB	5-10	208	Jr. SQ	McKinney, Texas
22	Deon Edwards	DB	6-1	203	Fr. HS	Clermont, Fla.
51	Brooks Ellis	LB	6-2	246	Sr. 3L	Fayetteville, Ark.
56	Matt Emrich	LS H	6-3	195	Sr. 3L	El Dorado, Ark.
86	Tobias Enlow	WR	6-1	203	Fr. HS	North Little Rock, Ark.
35	Dwayne Eugene	LB	6-1	235	Jr. 2L	Marrero, La.
16	Cornelius Floyd	DB	5-11	171	Jr. 2L	Miami, Fla.
51	Hjalte Froholdt	OL	6-4	314	So. 1L	Svendborg, Denmark
62	Johnny Gibson	OL	6-4	347	So. 1L	Dumas, Ark.
11	Will Gragg	TE	6-4	253	R-Fr. RS	Dumas, Ark.
18	Derrick Graham	DL	6-4	234	R-Fr. RS	Gainesville, Fla.
23	Dre Greenlaw	LB	6-0	227	So. 1L	Fayetteville, Ark.
7	Briston Guidry	DL	6-3	289	Fr. HS	Metairie, La.
89	Grayson Gunter	TE	6-6	230	Fr. HS	Madison, Miss.
27	Khalia Hackett	LB	6-2	215	Jr. 2L	Douglasville, Ga.
91	Elias Hale	DL	6-5	220	Fr. HS	Fayetteville, Ark.
67	Tyler Hall	OL	6-4	297	Fr. HS	Maumelle, Ark.
95	Jake Hall	DL	6-5	260	So. 1L	Springdale, Ark.
6	T.J. Hammonds	RB	5-10	197	Fr. HS	Little Rock, Ark.
71	Jackson Hannah	OL	6-2	275	So. SQ	Bentonville, Ark.
8	De'Jon Harris	LB	6-0	253	Fr. HS	Harvey, La.
45	Josh Harris	LB	5-10	235	So. 1L	Pine Bluff, Ark.
4	Keon Hatcher	WR	6-2	206	Sr. 3L	Owasso, Okla.
69	Dylan Hays	OL	6-3	290	Fr. HS	Little Rock, Ark.
9	Cole Hedlund	K	5-10	172	So. 1L	Argyle, Texas
55	Jake Heinrich	OL	6-4	290	Fr. HS	Urbandale, Ia.
26	Justice Hobbs	RB	5-10	213	Fr. HS	Farmington, Ark.
81	Cody Hollister	WR	6-4	217	Sr. 2L	Bend, Ore.
44	Kendrick Jackson	LB	6-1	252	So. 1L	Haynesville, La.
74	Colton Jackson	OL	6-6	302	R-Fr. RS	Conway, Ark.
78	Bijhon Jackson	DL	6-2	333	Jr. 2L	El Dorado, Ark.
4	Alexy Jean-Baptiste	LB	6-2	228	Fr. HS	Pompano Beach, Fla.
8	Blake Johnson	P	6-0	188	R-Fr. RS	Long Beach, Calif.
32	Hayden Johnson	FB	6-3	248	Fr. HS	Columbia, Mo.
94	Taiwan Johnson	DL	6-2	280	Sr. 2L	Manvel, Texas
10	Jordan Jones	WR	6-1	182	Fr. HS	Smackover, Ark.
41	Chris Jones	FB	5-11	248	Jr. 2L	DeQueen, Ark.

No.	Name	POS	HT	WT	CL/EXP	Hometown
39	Byron Keaton	DB	5-10	181	R-Fr. RS	Camden, Ark.
15	Cole Kelley	QB	6-7	256	Fr. HS	Lafayette, La.
87	Jack Kraus	TE	6-5	248	So. 1L	Bentonville, Ark.
19	Giovanni LaFrance	LB	6-1	254	Fr. HS	New Orleans, La.
54	Blake Lagrone	DL	6-4	215	Fr. HS	Pine Bluff, Ark.
55	Jeremiah Ledbetter	DL	6-3	278	Sr. 1L	Orlando, Fla.
99	Brandon Lewis	DL	6-4	275	Sr. 3L	Memphis, Tenn.
28	Josh Liddell	DB	6-1	217	Jr. 2L	Pine Bluff, Ark.
42	Connor Limpert	K	6-1	175	Fr. HS	Allen, Texas
18	Jack Lindsey	QB	6-3	178	Fr. HS	Fayetteville, Ark.
24	Ryder Lucas	DB	6-0	192	So. 1L	The Woodlands, Texas
43	George Madden	LS	6-1	225	R-Fr. RS	Blanchard, Okla.
73	Deion Malone	OL	6-3	294	Jr. JC	Batesville, Miss.
42	Jonathan Marshall	DL	6-4	293	Fr. HS	Shepherd, Texas
84	D'Vone McClure	WR	6-2	218	Fr. HS	Rixey, Ark.
48	Adam McFain	K	6-0	184	Sr. 2L	Greenwood, Ark.
31	Connor McPherson	RB	5-7	210	Jr. SQ	The Woodlands, Texas
79	Jalen Merrick	OL	6-4	326	R-Fr. RS	Oak Hill, Fla.
38	Reid Miller	DB	5-9	199	So. 1L	Hollidaysburg, Pa.
7	Damon Mitchell	RB	6-2	213	Jr. 1L	Egg Harbor City, N.J.
31	Grant Morgan	LB	5-11	218	Fr. HS	Greenwood, Ark.
80	Drew Morgan	WR	6-0	193	Sr. 3L	Greenwood, Ark.
85	Cheyenne O'Grady	TE	6-4	248	R-Fr. RS	Fayetteville, Ark.
2	Rafe Peavey	QB	6-1	203	So. RS	Bolivar, Mo.
16	La'Michael Pettway	WR	6-2	218	R-Fr. RS	Nashville, Ark.
34	Tyler Phillips	LB	6-1	231	R-Fr. RS	North Little Rock, Ark.
14	Carson Proctor	QB	6-4	211	Fr. HS	Vero Beach, Fla.
1	Ryan Pulley	DB	5-11	195	So. 1L	Fort Myers, Fla.
72	Frank Ragnow	OL	6-5	312	Jr. 2L	Chanhassen, Minn.
9	Santos Ramirez	DB	6-2	198	So. 1L	Shreveport, La.
76	Paul Ramirez	OL	6-6	289	Jr. JC	Rialto, Calif.
10	Randy Ramsey	LB	6-4	232	So. 1L	Fort Lauderdale, Fla.
50	Jake Raulerson	OL	6-4	295	Jr. TR	Celina, Texas
3	Dominique Reed	WR	6-3	175	Sr. 1L	Camden, Ark.
47	Matt Reynolds	LB	6-1	217	Jr. SQ	McKinney, Texas
30	Kevin Richardson II	DB	6-0	172	Jr. 2L	Jacksonville, Ark.
96	Karl Roesler	DL	6-1	255	Jr. 2L	Louisville, Ky.
75	Zach Rogers	OL	6-1	306	So. 1L	Carrollton, Texas
82	Luke Rossi	WR	5-11	200	So. 1L	Edmond, Okla.
70	Dan Skipper	OL	6-10	322	Sr. 3L	Arvada, Colo.
25	Micahh Smith	DB	6-0	196	Fr. HS	Marshall, Texas
52	T.J. Smith	DL	6-3	280	R-Fr. RS	Moultrie, Ga.
61	Cooper Sone	OL	6-2	272	R-Fr. SQ	Fayetteville, Ark.
83	Jeremy Sprinkle	TE	6-6	240	Sr. 3L	White Hall, Ark.
13	Deon Stewart	WR	5-11	163	R-Fr. RS	Highland, Ark.
5	Ty Storey	QB	6-2	215	R-Fr. RS	Charleston, Ark.
15	Willie Sykes	DB	6-0	180	So. 1L	Houston, Texas
5	Henre' Toliver	DB	6-1	184	Jr. 2L	Marrero, La.
9	Ricky Town	QB	6-3	219	R-Fr. RS	Thousand Oaks, Calif.
11	Britto Tutt	DB	6-2	184	So. JC	Augusta, Ga.
24	Kody Walker	RB	6-2	237	Sr. 3L	Jefferson City, Mo.
33	Dee Walker	LB	6-2	207	Fr. HS	Moultrie, Ga.
60	Brian Wallace	OL	6-6	332	So. 1L	Florissant, Mo.
86	Armon Watts	DL	6-5	292	So. 1L	St. Louis, Mo.
21	Devwah Whaley	RB	5-11	217	Fr. HS	Beaumont, Texas
21	Josh Williams	LB	6-1	252	Sr. 2L	Ft. Lauderdale, Fla.
22	Rawleigh Williams III	RB	5-10	225	So. 1L	Dallas, Texas
6	JaMichael Winston	DL	6-4	262	Sr. 3L	Pritchard, Ala.
48	Deatrich Wise Jr.	DL	6-5	273	Sr. 3L	Carrollton, Texas

YEAR-BY-YEAR RECORDS

Year	Coach	SEC	SEC Finish	Overall	Bowls
1894	John C. Futrall			2-1	
1895	John C. Futrall			1-0	
1896	John C. Futrall			2-1	
1897	B.N. Wilson			2-0-1	
1898	B.N. Wilson			2-1	
1899	Colbert Searles			3-1-1	
1900	Colbert Searles			2-1-1	
1901	Charles Thomas			3-5	
1902	Charles Thomas			6-3	
1903	D.A. McDaniel			3-4	
1904	A.D. Brown			4-3	
1905	A.D. Brown			2-6	
1906	F.C. Longman			2-4-2	
1907	F.C. Longman			3-4-1	
1908	Hugo Bezdek			5-4	
1909	Hugo Bezdek			7-0	
1910	Hugo Bezdek			7-1	
1911	Hugo Bezdek			6-2-1	
1912	Hugo Bezdek			4-6	
1913	E.T. Pickering			7-2	
1914	E.T. Pickering			4-5	
1915	T.T. McConnell	1-1	2†	4-2-1	
1916	T.T. McConnell	0-2	5†	4-4	
1917	Norman Paine	0-1-1	6	5-1-1	
1918	Norman Paine	0-1	6†	3-2	
1919	J.B. Craig	1-2	5	3-4	
1920	G.W. McLaren	2-0-1	2	3-2-2	
1921	G.W. McLaren	2-1	3	5-3-1	
1922	Francis Schmidt	1-3	6	5-4	
1923	Francis Schmidt	2-2	4†	6-2-1	
1924	Francis Schmidt	1-2-1	7	7-2-1	
1925	Francis Schmidt	2-2-1	4†	4-4-1	
1926	Francis Schmidt	2-2	3†	5-5	
1927	Francis Schmidt	3-1	3	8-1	
1928	Francis Schmidt	3-1	2	7-2	
1929	Fred Thomsen	3-2	3	7-2	
1930	Fred Thomsen	2-2	5	3-6	
1931	Fred Thomsen	0-4	7	3-5-1	
1932	Fred Thomsen	1-4	7	1-6-2	
1933	Fred Thomsen	4-1	1	7-3-1	Dixie
1934	Fred Thomsen	2-3-1	5	4-4-2	
1935	Fred Thomsen	2-4	5	5-5	
1936	Fred Thomsen	5-1	1	7-3	
1937	Fred Thomsen	3-2-1	3	6-2-2	
1938	Fred Thomsen	1-5	6†	2-7-1	
1939	Fred Thomsen	2-3-1	5	4-5-1	
1940	Fred Thomsen	1-5	6	4-6	
1941	Fred Thomsen	0-6	7	3-7	
1942	George Cole	0-6	7	3-7	
1943	John Tomlin	1-4	5†	2-7	
1944	Glen Rose	2-2-1	3	5-5-1	
1945	Glen Rose	1-5	7	3-7	
1946	John Barnhill	5-1	1†	6-3-2	Cotton
1947	John Barnhill	1-4-1	5†	6-4-1	Dixie
1948	John Barnhill	2-4	5	5-5	
1949	John Barnhill	2-4	6	5-5	
1950	Otis Douglas	1-5	7	2-8	
1951	Otis Douglas	2-4	6	5-5	
1952	Otis Douglas	1-5	7	2-8	
1953	Bowden Wyatt	2-4	5	3-7	
1954	Bowden Wyatt	5-1	1	8-3	Cotton
1955	Jack Mitchell	3-2-1	4	5-4-1	
1956	Jack Mitchell	3-3	4	6-4	
1957	Jack Mitchell	2-4	5†	6-4	
1958	Frank Broyles	2-4	5†	4-6	
1959	Frank Broyles	5-1	1†	9-2	Gator
1960	Frank Broyles	6-1	1	8-3	Cotton
1961	Frank Broyles	6-1	1†	8-3	Sugar
1962	Frank Broyles	6-1	2	9-2	Sugar
1963	Frank Broyles	3-4	4	5-5	
1964	Frank Broyles	7-0	1	11-0	Cotton
1965	Frank Broyles	7-0	1	10-1	Cotton
1966	Frank Broyles	5-2	2†	8-2	
1967	Frank Broyles	3-3-1	5	4-5-1	
1968	Frank Broyles	6-1	1†	10-1	Sugar
1969	Frank Broyles	6-1	2	9-2	Sugar
1970	Frank Broyles	6-1	2	9-2	
1971	Frank Broyles	5-1-1	2	8-3-1	Liberty
1972	Frank Broyles	3-4	4†	6-5	
1973	Frank Broyles	3-3-1	4†	5-5-1	
1974	Frank Broyles	3-3-1	4†	6-4-1	
1975	Frank Broyles	6-1	1†	10-2	Cotton
1976	Frank Broyles	3-4-1	6	5-5-1	
1977	Lou Holtz	7-1	2	11-1	Orange
1978	Lou Holtz	6-2	2†	9-2-1	Fiesta
1979	Lou Holtz	7-1	1†	10-2	Sugar
1980	Lou Holtz	3-5	6†	7-5	Hall of Fame

Year	Coach	SEC	SEC Finish	Overall	Bowls
1981	Lou Holtz	5-3	4	8-4	Gator
1982	Lou Holtz	5-2-1	3	9-2-1	Bluebonnet
1983	Lou Holtz	4-4	5	6-5	
1984	Ken Hatfield	5-3	3†	7-4-1	Liberty
1985	Ken Hatfield	6-2	2†	10-2	Holiday
1986	Ken Hatfield	6-2	2†	9-3	Orange
1987	Ken Hatfield	5-2	2†	9-4	Liberty
1988	Ken Hatfield	7-0	1	10-2	Cotton
1989	Ken Hatfield	7-1	1	10-2	Cotton
1990	Jack Crowe	1-7	7	3-8	
1991	Jack Crowe	5-3	2†	6-6	Independence
1992	Jack Crowe/Joe Kines	3-4-1	4-W	3-7-1	
1993	Danny Ford	#4-3-1	2-W	#6-4-1	
1994	Danny Ford	2-6	T4-W	4-7	
1995	Danny Ford	6-2	1-W	8-5	Carquest
1996	Danny Ford	2-6	5-W	4-7	
1997	Danny Ford	2-6	T5-W	4-7	
1998	Houston Nutt	6-2	T1-W	9-3	Citrus
1999	Houston Nutt	4-4	T3-W	8-4	Cotton
2000	Houston Nutt	3-5	T5-W	6-6	Las Vegas
2001	Houston Nutt	4-4	T3-W	7-5	Cotton
2002	Houston Nutt	5-3	T1-W	9-5	Music City
2003	Houston Nutt	4-4	4-W	9-4	Independence
2004	Houston Nutt	3-5	T3-W	5-6	
2005	Houston Nutt	2-6	4-W	4-7	
2006	Houston Nutt	7-1	1-W	10-4	Capital One
2007	Houston Nutt	4-4	T3-W	8-5	^ Cotton
2008	Bobby Petrino	2-6	T4-W	5-7	
2009	Bobby Petrino	3-5	T4-W	8-5	Liberty
2010	Bobby Petrino	6-2	T2-W	10-3	Sugar
2011	Bobby Petrino	6-2	3-W	11-2	Cotton
2012	John L. Smith	2-6	6-W	4-8	
2013	Bret Bielema	0-8	7-W	3-9	
2014	Bret Bielema	2-6	7-W	7-6	Texas
2015	Bret Bielema	5-3	3-W	8-5	Liberty

Includes game forfeited to Arkansas; Joined SEC in 1992
 ^ Reggie Herring coached the bowl game

BOWL RESULTS (15-23-3)

Bowl	Opponent	Result	Date
Dixie	Centenary	T 7-7	1-1-34
Cotton	LSU	T 0-0	1-1-47
Dixie	William & Mary	W 21-19	1-1-48
Cotton	Georgia Tech	L 6-14	1-1-55
Gator	Georgia Tech	W 14-7	1-1-60
Cotton	Duke	L 6-7	1-1-61
Sugar	Alabama	L 3-10	1-1-62
Sugar	Ole Miss	L 13-17	1-1-63
Cotton	Nebraska	W 10-7	1-1-65
Cotton	LSU	L 7-14	1-1-66
Sugar	Georgia	W 16-2	1-1-69
Sugar	Ole Miss	L 22-27	1-1-70
Liberty	Tennessee	L 13-14	12-20-71
Cotton	Georgia	W 31-10	1-1-76
Orange	Oklahoma	W 31-6	1-2-78
Fiesta	UCLA	T 10-10	12-25-78
Sugar	Alabama	L 9-24	1-1-80
Hall of Fame	Tulane	W 34-15	12-27-80
Gator	North Carolina	L 27-31	12-28-81
Bluebonnet	Florida	W 28-24	12-31-82
Liberty	Auburn	L 15-21	12-27-84
Holiday	Arizona State	W 18-17	12-22-85
Orange	Oklahoma	L 8-42	1-1-87
Liberty	Georgia	L 17-20	12-29-87
Cotton	UCLA	L 3-17	1-2-89
Cotton	Tennessee	L 27-31	1-1-90
Independence	Georgia	L 15-24	12-29-91
Carquest	North Carolina	L 10-20	12-30-95
Citrus	Michigan	L 31-45	1-1-99
Cotton	Texas	W 27-6	1-1-2000
Las Vegas	UNLV	L 14-31	12-21-00
Cotton	Oklahoma	L 3-10	1-1-01
Music City	Minnesota	L 14-29	12-30-02
Independence	Missouri	W 27-14	12-31-03
Capital One	Wisconsin	L 14-17	1-1-07
Cotton	Missouri	L 7-38	1-1-08
Liberty	East Carolina	W 20-17	1-2-10
Sugar	Ohio State	L 26-31	1-4-11
Cotton	Kansas State	W 29-16	1-6-12
Texas	Texas	W 31-7	12-29-14
Liberty	Kansas State	W 45-23	1-2-16



AUBURN

ALABAMA • ARKANSAS • AUBURN • FLORIDA • GEORGIA • KENTUCKY • LSU • OLE MISS



2016 SCHEDULE

9/3	CLEMSON (ESPN 8:00 CT)	AU leads 34-13-2
9/10	ARKANSAS STATE* (ESPN or ESPN2 6:00 CT)	AU leads 3-0
9/17	TEXAS A&M* (CBS 2:30 CT)	TAMU leads 4-2
9/24	LSU*	LSU leads 28-21-1
10/1	ULM	AU leads 9-0
10/8	at Mississippi State*	AU leads 61-26-2
10/22	ARKANSAS*	AU leads 13-11-1
10/29	at Ole Miss*	AU leads 29-11
11/5	VANDERBILT*	VU leads 21-20-1
11/12	at Georgia*	UGA leads 56-55-8
11/1	ALABAMA A&M	AU leads 1-0
11/26	at Alabama*	UA leads 44-35-1

*SEC Game

Auburn University Tigers Quick Facts

LOCATION: Auburn, Alabama

FOUNDED: 1856

ENROLLMENT: 27,287

NICKNAME: Tigers

COLORS: Burnt Orange (PMS 158)
and Navy Blue (PMS 289)

STADIUM: Jordan-Hare Stadium
(87,451)

PLAYING SURFACE: Natural Grass

FIRST GAME: Nov. 30, 1939 –
Auburn 7, Florida 7

HOME RECORD: 305-79-7 (.787)

HOME ATTENDANCE: 612,157
(87,451 avg/100% Capacity)

ALL-TIME RECORD: 741-427-47
(.622/1,215 games)

2015 RECORD: 7-6 (3-4 H, 2-2 A,
2-0 N, 1-5 vs. Western Division)

2015 SEC RECORD/FINISH: 2-6/
T-7th SEC West

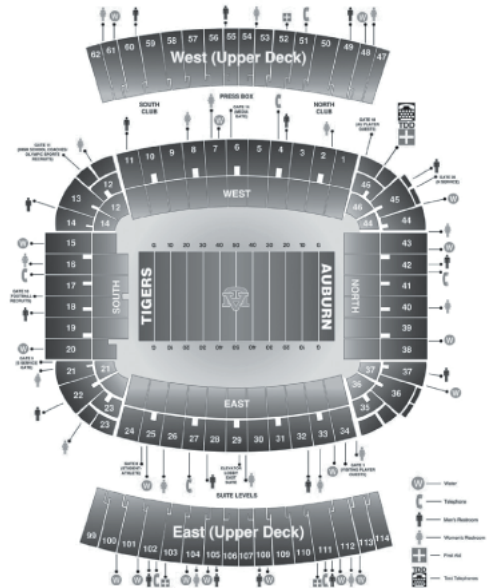
SEC CHAMPIONSHIPS: 8 (1957,
83, 87, 88†, 89†, 2004, 2010,
2013)

BOWL: Birmingham Bowl (defeated
Memphis 31-10)

BOWL APPEARANCES: 40

BOWL RECORD: 23-15-2 (.600)

LAST BOWL APPEARANCE:
defeated Memphis 31-10 in 2015
Birmingham Bowl



DR. JAY GOGUE
President
(Auburn, '69)



MARY BOUDREAUX
Faculty Representative
(LSU, '79)



JAY JACOBS
Athletics Director
(Auburn, '85)



GUS MALZAHN
Head Football Coach
(Henderson State, '90)

GUS MALZAHN



HOMETOWN: Fort Smith, Ark.

ALMA MATER: Henderson State, 1990

PLAYING CAREER: Arkansas, 1984-85; Henderson State, 1988-89

COACHING EXPERIENCE: Head coach, Arkansas State (2012); Offensive coordinator: Auburn (2009-11); Tulsa (2007-08); Arkansas (2006); Arkansas high school head coach (1992-2005); Head Coach, Auburn (2013-present)

COACHING HIGHLIGHTS: 2012 Sun Belt champions; offensive coordinator of 2010 national champion Auburn Tigers; 2013 SEC Champions; 2014 BCS National Championship Game

BORN: October 28, 1965

WIFE: Kristi

CHILDREN: Kylie, Kenzie

YEAR-BY-YEAR

Year	School	Conf.	Pct.	All	Pct.	Bowl
2012	Arkansas State	7-1	.875	9-3	.750	*GoDaddy.com
2013	Auburn	7-1	.875	12-2	.857	BCS NCG
2014	Auburn	4-4	.500	8-5	.615	Outback
2015	Auburn	2-6	.250	7-6	.538	Birmingham
TOTALS		20-12	.625	36-16	.692	4 Years
Auburn Record		13-11	.542	27-13	.675	3 Years
Arkansas State Record		7-1	.875	9-3	.750	1 Year
BOWL RECORD:		1-2	.333			

* did not coach team in bowl game

ASSISTANT COACHES

KODI BURNS (Auburn, 2011), Co-Offensive Coordinator/WR, 1st year

SCOTT FOUNTAIN (Samford, 1988), Tight Ends/Special Teams, 4th year

RODNEY GARNER (Auburn, 1990), Associate Head Coach/DL, 4th year

HERB HAND (Hamilton, 1990), Offensive Line, 1st year

TIM HORTON (Arkansas, 1990), Running Backs, 4th year

RHETT LASHLEE (Arkansas, 2006) Offensive Coordinator/QBs, 4rd Year

WESLEY MCGRIFF (Savannah State, 1990), Co-Defensive Coordinator/DB, 1st year

KEVIN STEELE (Tennessee, 1981), Defensive Coordinator, 1st year

TRAVIS WILLIAMS (Auburn, 2005), Linebackers, 1st year

SUPPORT STAFF

JAMIE CROLEY (Oklahoma Baptist, 1995) Director of Football Operations

DOUG GOODWIN (Auburn, 1984) Director of High School Relations

DAVID GUNN (Arkansas, 1987) Assistant Athletic Director/Football

RYAN RUSSELL (West Liberty, 2003) Director of Strength and Conditioning

PATRICK SUDDER (Alabama, 2005) Director of Player Personnel

BRETT WHITESIDE (Arkansas State, 2012) Director of Recruiting Operations



AUBURN

ALABAMA • ARKANSAS • AUBURN • FLORIDA • GEORGIA • KENTUCKY • LSU • OLE MISS

RETURNING OFFENSIVE STARTERS

No.	Name	POS	CLASS	HT	WT	EXP	Hometown/Last School
80	Marcus Davis	WR	Sr.	5-9	180	3L	Boynton Beach, FL
27	Chandler Cox	FB	So.	6-1	232	1L	Apopka, FL
63	Alex Kozan	OG	Sr.	6-4	300	3L	Castle Rock, CO
73	Austin Golson	C	Jr.	6-5	304	1L	Prattville, AL
71	Braden Smith	OG	Jr.	6-6	286	2L	Olathe, KS
6	Jeremy Johnson	QB	Sr.	6-5	240	3L	Montgomery, AL
13	Sean White	QB	So.	6-0	200	1L	Boca Raton, FL

RETURNING DEFENSIVE STARTERS

No.	Name	POS	CLASS	HT	WT	EXP	Hometown/Last School
55	Carl Lawson	DE	Jr.	6-2	257	2L	Alpharetta, GA
1	Montravius Adams	DT	Sr.	6-4	296	3L	Vienna, GA
95	Dontavius Russell	DT	So.	6-3	295	1L	Carrollton, GA
23	Johnathan Ford	DB	Sr.	6-0	203	3L	Big Cove, AL
6	Carlton Davis	DB	So.	6-1	190	1L	Miami, FL
28	Tray Matthews	DB	Jr.	6-1	213	1L	Newnan, GA

STARTERS LOST

Name	POS	CLASS	HT	WT	EXP	Hometown/Last School	
25	Peyton Barber	RB	So.	5-11	225	2L	Alpharetta, GA
5	Ricardo Louis	WR	Sr.	6-2	215	4L	Miami, FL
82	Melvin Ray	WR	Sr.	6-3	215	4L	Tallahassee, FL
72	Shon Coleman	OT	Jr.	6-6	313	3L	Memphis, TN
56	Avery Young	OT	Jr.	6-6	305	3L	Palm Beach Gardens, FL
6	DaVonte Lambert	DE	Sr.	6-2	282	2L	Keyville, GA
17	Kris Frost	LB	Sr.	6-2	240	4L	Matthews, NC
8	Cassanova McKinzy	LB	Sr.	6-3	253	4L	Birmingham, AL
26	Justin Garrett	LB	Sr.	6-1	228	3L	Stone Mountain, GA
3	Jonathan Jones	DB	Sr.	5-10	181	4L	Carrollton, GA
24	Blake Countess	DB	Sr.	5-10	185	1L	Owings Mills, MD

RETURNING STATISTICAL LEADERS

RUSHING:					ATT	YARDS	AVG	TDS
Jovon Robinson	117	639	5.5	3				
Kerryon Johnson	52	208	4.0	3				
PASSING:								
ATT	COMP	INT	TDS	YARDS	PCT			
Sean White	143	83	4	1	1166	.580		
Jeremy Johnson	157	95	7	10	1054	.605		
RECEIVING:								
REC	YARDS	AVG	AVG/GAME	TDS				
Marcus Davis	30	181	6.0	13.9	1			
Tony Stevens	14	177	12.6	16.1	1			
Kerryon Johnson	14	159	11.4	12.2	0			
TACKLES:								
TOTAL	SOLO	ASST.	INT.	SACKS	TFL (YDS)			
Johnathan Ford	118	68	50	2	1	3.5 (10)		
Carlton Davis	56	38	18	3	0.5	2.0 (6)		
Tré Williams	55	27	28	0	0	4.0 (4)		

2015 RESULTS

7-6 Overall • 2-6 SEC

Home: 3-4 Away: 2-2 Neutral: 2-0 vs. Division: 1-5 vs. Top 25: 1-3

Sept. 5	[6/7] vs. Louisville (rv/rv)	73,927	W, 31-24
Sept. 12	[6/7] JACKSONVILLE STATE	87,451	W, 27-20 OT
Sept. 19	[18/15] at LSU* (13/14)	102,321	L, 21-45
Sept. 26	[RV/25] MISSISSIPPI STATE* (rv/rv)	87,451	L, 9-17
Oct. 3	[--/RV] SAN JOSE STATE	87,451	W, 35-21
Oct. 15	at Kentucky* (rv/rv)	63,407	W, 30-27
Oct. 24	at Arkansas*	72,008	L, 46-54 4OT
Oct. 31	OLE MISS* (19/21)	87,451	L, 19-27
Nov. 7	at Texas A&M* (25/24)	104,625	W, 26-10
Nov. 14	GEORGIA* (--/rv)	87,451	L, 13-20
Nov. 21	IDAHO	87,451	W, 56-34
Nov. 28	ALABAMA* (2/2)	87,451	L, 13-29
Dec. 30	vs. Memphis (rv/rv)	59,430	W, 31-10

[AP/Coaches] - Denotes team ranking at the time of the game;
[AP/Coaches] - Denotes opponent ranking at the time of the game

AUBURN Team Information

BASIC OFFENSE: Spread

BASIC DEFENSE: Multiple

LETTERMEN RETURNING: 53

OFFENSE: 23

DEFENSE: 25

SPECIALTY: 5

LETTERMEN LOST: 21

OFFENSE: 9

DEFENSE: 11

SPECIALTY: 1

STARTERS RETURNING: 17

OFFENSE: 7

DEFENSE: 6

SPECIALTY: 4

STARTERS LOST: 11

OFFENSE: 5

DEFENSE: 6

SPECIALTY: 0

ALL-STAR CANDIDATES

Carl LAWSON

Junior • DL • 6-2 • 253 • Alpharetta, Ga.



- Enters his third season as a starter on the defensive line
- Two-time All-SEC honoree
- 10.5 tackles for loss and five sacks in 21 career games

Montravius ADAMS

Senior • DL • 6-4 • 309 • Vienna, Ga.



- Two-time All-SEC selection has played in 39 career games with 23 career starts
- Has tallied 107 career tackles with 6.5 sacks
- Stat sheet filler: 12.5 career TFL, two forced fumbles, one fumble recovery and one interception

Johnathan FORD

Senior • DB • 6-0 • 204 • Big Cove, Ala.



- Third-year starter in the secondary with 216 career tackles and five interceptions
- Auburn's leading tackler in both 2014 and 2015
- 118 tackles in 2015 were the most by an Auburn player since 2001

Alex KOZAN

Senior • OL • 6-4 • 310 • Castle Rock, Colo.



- Has started all 27 career games played
- All-SEC selection in 2015 and freshman All-American in 2013
- Part of outstanding offensive line units in 2013 and 2015 that paved the way for one of the country's top rushing attacks
- Graduated with honors in finance in three years and is completing double master's degrees in business administration and finance



AUBURN

ALABAMA • ARKANSAS • AUBURN • FLORIDA • GEORGIA • KENTUCKY • LSU • OLE MISS

2016 ALPHABETICAL ROSTER

No	Name	POS	HT	WT	YR	Hometown
16	Devin Adams	QB	6-2	248	Jr.	Mobile, AL
1	Montravius Adams	DL	6-4	309	Sr.	Vienna, GA
48	Montavious Atkinson	LB	6-1	211	So.	Fairburn, GA
1	Woody Barrett	QB	6-3	225	Fr.	Winter Garden, FL
82	Pete Berryman	WR	6-5	220	So.	Birmingham, AL
11	Markell Boston	DB	6-0	200	So.	Newnan, GA
22	John Broussard Jr.	DB	5-11	168	Fr.	Phenix City, AL
5	Derrick Brown	DL	6-5	330	Fr.	Sugar Hill, GA
65	Tucker Brown	OL	6-3	290	So.	Trussville, AL
38	Daniel Carlson	K	6-4	218	Jr.	Colorado Springs, CO
67	Tyler Carr	OL	6-5	318	RFr.	Southside, AL
43	Cedric Chambers	RB	5-7	182	RFr.	Valley, AL
8	Marlon Character	DB	6-0	175	Fr.	Atlanta, GA
91	Nick Coe	DL	6-6	269	Fr.	Asheboro, NC
9	Byron Cowart	DE	6-3	276	So.	Seffner, FL
27	Chandler Cox	FB	6-1	236	So.	Apopka, FL
3	Nate Craig-Myers	WR	6-2	204	Fr.	Dade City, FL
84	Chase Cramer	FB	5-10	208	RFr.	Orlando, FL
52	Xavier Dampier	OL	6-2	310	Sr.	Mendenhall, MS
3	Marlon Davidson	DL	6-3	273	Fr.	Greenville, AL
6	Carlton Davis	DB	6-1	195	So.	Miami, FL
57	Deshawn Davis	LB	5-11	239	So.	Prichard, AL
31	Javaris Davis	DB	5-10	182	RFr.	Jacksonville, FL
11	Kyle Davis	WR	6-2	219	Fr.	Loganville, GA
80	Marcus Davis	WR	5-9	180	Sr.	Boynton Beach, FL
83	Ryan Davis	WR	5-9	172	So.	St. Petersburg, FL
13	T.J. Davis	DB	6-0	190	Sr.	Tallahassee, FL
12	Jamel Dean	DB	6-2	209	RFr.	Cocoa, FL
20	Jeremiah Dinson	DB	6-0	177	So.	Miami, FL
76	Bubba Dowdell	OL	6-2	297	Fr.	Auburn, AL
25	Austin Dupper	DB	5-9	176	Sr.	Decatur, AL
23	Johnathan Ford	DB	6-0	204	Sr.	Big Cove, AL
5	John Franklin III	QB	6-1	186	Jr.	Fl. Lauderdale, FL
96	Aaron Garrison	DL	6-2	270	Jr.	Ozark, AL
73	Austin Golson	OL	6-5	314	Jr.	Prattville, AL
40	Eugene Govan	RB	5-7	190	So.	Grovetown, GA
41	Greg Hall Jr.	LB	6-3	250	Sr.	Athens, GA
	Brodarious Hamm	OL	6-5	322	Fr.	Griffin, GA
77	Marquel Harrell	OL	6-3	318	RFr.	Fairburn, GA
85	Jalen Harris	TE	6-4	259	So.	Montgomery, AL
33	Will Hastings	K	5-10	172	So.	Little Rock, AR
4	Jeff Holland	OLB	6-2	250	So.	Jacksonville, FL
15	Joshua Holsey	DB	5-11	195	Sr.	Fairburn, GA
46	Ben Hood	DB	5-8	176	So.	Atlanta, GA
64	Mike Horton	OL	6-4	331	RFr.	Atlanta, GA
52	Antwuan Jackson Jr.	DL	6-2	303	Fr.	Ellenwood, GA
78	Darius James	OL	6-4	320	Jr.	Killeen, TX
10	Paul James III	LB	6-4	271	Jr.	Miami, FL
62	Jaunta'vius Johnson	DL	6-2	317	RFr.	Lincoln, AL
6	Jeremy Johnson	QB	6-5	234	Sr.	Montgomery, AL
21	Kerryon Johnson	RB	6-0	211	So.	Madison, AL
59	Raashed Kennion	DL	6-6	237	Jr.	Jacksonville, FL
54	Kaleb Kim	OL	6-4	290	RFr.	Buford, GA
40	Caleb King	TE	6-3	221	Jr.	Huntsville, AL
89	Griffin King	WR	5-10	181	RFr.	Atlanta, GA
63	Alex Kozan	OL	6-4	310	Sr.	Castle Rock, CO
94	Devaroe Lawrence	DL	6-2	303	Sr.	Greenville, SC
55	Carl Lawson	DL	6-2	253	Jr.	Alpharetta, GA

No	Name	POS	HT	WT	YR	Hometown
	Sage Ledbetter	K/P	6-0	183	Fr.	Auburn, AL
70	Robert Leff	OL	6-6	299	Sr.	Fairhope, AL
44	Raymond Lester	DB	5-11	171	So.	Marietta, GA
30	Damian Lewis	RB	5-9	229	Sr.	Wetumpka, AL
	Tashawn Manning	DL	6-4	260	Fr.	Apopka, FL
28	Tray Matthews	DB	6-1	207	Jr.	Newnan, GA
51	Richard McBryde	LB	6-1	231	RFr.	Troy, AL
17	Marquis McClain	WR	6-2	208	Fr.	Crestview, FL
	Jaylen McGriff	WR	6-0	198	Jr.	Brentwood, TN
61	Ryan Meneely	OL	6-2	301	RFr.	McDonough, GA
32	Malik Miller	RB	5-11	229	Fr.	Huntsville, AL
75	Deon Mix	OL	6-4	315	Jr.	Batesville, MS
	James Owens Moss	WR	5-9	177	Fr.	Opelika, AL
39	Robert Muschamp	FB	6-1	255	RFr.	Rome, GA
18	Jayvaughn Myers	DB	6-1	179	Fr.	Dade City, FL
	T.J. Neal	LB	6-0	235	Sr.	McKeesport, PA
99	Spencer Nigh	DL	6-0	272	Fr.	Magnolia, TX
36	Kamryn Pettway	FB	6-0	240	So.	Montgomery, AL
91	Kevin Phillips	P	6-0	185	Sr.	Greenwood, MS
69	Ike Powell	LS	6-3	264	Jr.	Tifton, GA
15	Tyler Queen	QB	6-1	236	RFr.	Kennesaw, GA
44	Landon Rice	TE	6-5	253	Fr.	Rome, GA
37	Logan Rice	WR	6-0	206	So.	Rome, GA
50	Chase Ritter	LB	5-10	205	Jr.	Wetumpka, AL
14	Stephen Roberts	DB	5-11	183	Jr.	Opelika, AL
29	Jovon Robinson	RB	6-0	219	Sr.	Memphis, TN
19	Nick Ruffin	DB	6-0	203	Jr.	Duluth, GA
95	Dontavious Russell	DL	6-3	308	So.	Carrollton, GA
72	Prince Micheal Sammons	OL	6-7	289	Fr.	Clarksville, OH
43	Ian Shannon	K/P	6-3	218	RFr.	Marietta, GA
66	Bailey Sharp	OL	6-5	300	RFr.	Marietta, GA
36	Michael Sherwood	DB	5-9	175	Jr.	Atlanta, GA
58	Josh Shockley	LB	5-10	218	So.	Locust Grove, GA
39	Conner Sibley	LB	5-10	200	RFr.	Athens, GA
81	Darius Slayton	WR	6-2	191	RFr.	Norcross, GA
71	Braden Smith	OL	6-6	300	Jr.	Olathe, KS
4	Jason Smith	WR	6-1	188	Jr.	Mobile, AL
8	Tony Stevens	WR	6-4	212	Sr.	Orlando, FL
29	Tyler Stovall	WR/H	6-1	212	Jr.	Hokes Bluff, AL
12	Eli Stove	WR	6-0	177	Fr.	Niceville, FL
90	Maurice Swain Jr.	DL	6-5	314	Sr.	West Point, GA
42	Keenan Sweeney	FB	6-0	237	So.	Snellville, GA
26	Marshall Taylor	DB	6-3	191	Sr.	Cordele, GA
24	Daniel Thomas	DB	5-11	192	Fr.	Montgomery, AL
56	Jackson Thomas	LB	5-11	221	Sr.	Birmingham, AL
92	Justin Thomas-Thornton	DL	6-5	225	So.	Prichard, AL
42	Tre' Threat	LB	6-1	240	Fr.	Mobile, AL
45	C.J. Tolbert	RB	5-7	195	So.	Dadeville, AL
47	Cameron Toney	OLB	6-1	244	Jr.	Huntsville, AL
10	Stanton Truitt	WR	5-9	185	So.	Atlanta, GA
68	Zach Wade	LS	5-10	218	So.	Bremen, GA
98	Prince Tega Wanogho	DE	6-8	282	RFr.	Elmore, AL
97	Gary Walker	DL	5-11	269	RFr.	Toccoa, GA
13	Sean White	QB	6-0	200	So.	Boca Raton, FL
79	Andrew Williams	DL	6-4	289	So.	McDonough, GA
49	Darrell Williams	LB	6-2	231	So.	Hoover, AL
30	Tre' Williams	LB	6-2	240	Jr.	Mobile, AL

YEAR-BY-YEAR RECORDS

Year	Coach	SEC		Overall	Bowls
		SEC	Finish		
1892	Dr. G. Petrie			2-2	
1893	G. H. Harvey			-	
	D. M. Balliet			3-0-2	
1894	F. M. Hall			1-3	
1895	J. W. Heisman			2-1	
1896	J. W. Heisman			3-1	
1897	J. W. Heisman			2-0-1	
1898	J. W. Heisman			2-1	
1899	J. W. Heisman			3-1-1	
1900	Billy Watkins			4-0	
1901	Billy Watkins			2-2-1	
1902	R. S. Kent			-	
	Mike Harvey			2-4-1	
1903	Billy Bates			4-3	
1904	Mike Donahue			5-0	
1905	Mike Donahue			2-4	
1906	Mike Donahue			1-5-1	
1907	W. S. Keinholz			6-2-1	
1908	Mike Donahue			6-1	
1909	Mike Donahue			5-2	
1910	Mike Donahue			6-1	
1911	Mike Donahue			4-2-1	
1912	Mike Donahue			6-1-1	
1913	Mike Donahue			8-0	
1914	Mike Donahue			8-0-1	
1915	Mike Donahue			6-2	
1916	Mike Donahue			6-2	
1917	Mike Donahue			6-2-1	
1918	Mike Donahue			2-5	
1919	Mike Donahue			8-1	
1920	Mike Donahue			7-2	
1921	Mike Donahue			5-3	
1922	Mike Donahue			8-2	
1923	Boozer Pitts			3-3-3	
1924	Boozer Pitts			4-4-1	
1925	Dave Morey			5-3-1	
1926	Dave Morey			5-4	
1927	Dave Morey			0-3	
	Boozer Pitts			0-4-2	
1928	George Bohler			1-8	
1929	George Bohler			-	
	John Floyd			2-7	
1930	Chet Wynne			3-7	
1931	Chet Wynne			5-3-1	
1932	Chet Wynne			9-0-1	
1933	Chet Wynne	2-2	6t	5-5	
1934	Jack Meagher	1-6	10	2-8	
1935	Jack Meagher	5-2	4	8-2	
1936	Jack Meagher	4-1-1	3	7-2-2	Bacardi
1937	Jack Meagher	4-1-2	3	6-2-3	Orange
1938	Jack Meagher	3-3-1	7t	4-5-1	-
1939	Jack Meagher	3-3-1	5t	5-5-1	-
1940	Jack Meagher	3-2-1	5	6-4-1	-
1941	Jack Meagher	0-4-1	11	4-5-1	-
1942	Jack Meagher	3-3	7	6-4-1	-
1943	NO TEAM	-	-	-	-
1944	Carl Voyles	0-4	10t	4-4	-
1945	Carl Voyles	2-3	7t	5-5	-
1946	Carl Voyles	1-5	10	4-6	-
1947	Carl Voyles	1-5	11	2-7	-
1948	Earl Brown	0-7	12	1-8-1	-
1949	Earl Brown	2-4-2	8	2-4-3	-
1950	Earl Brown	0-7	12	0-10	-
1951	Ralph "Shug" Jordan	3-4	6	5-5	-
1952	Ralph "Shug" Jordan	0-7	12	2-8	-
1953	Ralph "Shug" Jordan	4-2-1	5	7-3-1	Gator
1954	Ralph "Shug" Jordan	3-3	6t	8-3	Gator
1955	Ralph "Shug" Jordan	5-1-1	2	8-2-1	Gator
1956	Ralph "Shug" Jordan	4-3	5	7-3	-
1957	Ralph "Shug" Jordan	7-0	1	10-0	-
1958	Ralph "Shug" Jordan	6-0-1	2	9-0-1	-
1959	Ralph "Shug" Jordan	4-3	5	7-3	-
1960	Ralph "Shug" Jordan	5-2	4	8-2	-
1961	Ralph "Shug" Jordan	3-4	7	6-4	-
1962	Ralph "Shug" Jordan	4-3	6	6-3-1	-
1963	Ralph "Shug" Jordan	6-1	2	9-2	Orange
1964	Ralph "Shug" Jordan	3-3	6	6-4	-
1965	Ralph "Shug" Jordan	4-1-1	2	5-5-1	Liberty
1966	Ralph "Shug" Jordan	1-5	8	4-6	-
1967	Ralph "Shug" Jordan	3-3	7	6-4	-
1968	Ralph "Shug" Jordan	4-2	3t	7-4	Sun
1969	Ralph "Shug" Jordan	5-2	3	8-3	Bluebonnet
1970	Ralph "Shug" Jordan	5-2	3	9-2	Gator
1971	Ralph "Shug" Jordan	5-1	2t	9-2	Sugar
1972	Ralph "Shug" Jordan	6-1	2	10-1	Gator
1973	Ralph "Shug" Jordan	2-5	8t	6-6	Sun

Year	Coach	SEC		Overall	Bowls
		SEC	Finish		
1974	Ralph "Shug" Jordan	4-2	2t	10-2	Gator
1975	Ralph "Shug" Jordan	2-4	6t	4-6-1	-
1976	Doug Barfield	3-3	6t	4-7	-
1977	Doug Barfield	5-1	3	6-5	-
1978	Doug Barfield	3-2-1	3	6-4-1	-
1979	Doug Barfield	4-2	3t	8-3	-
1980	Doug Barfield	0-6	9t	5-6	-
1981	Pat Dye	2-4	6t	5-6	-
1982	Pat Dye	4-2	3t	9-3	Citrus
1983	Pat Dye	6-0	1	11-1	Sugar
1984	Pat Dye	4-2	3t	9-4	Liberty
1985	Pat Dye	3-3	5	8-4	Cotton
1986	Pat Dye	4-2	2t	10-2	Citrus
1987	Pat Dye	5-0-1	1	9-1-2	Sugar
1988	Pat Dye	6-1	1t	10-2	Sugar
1989	Pat Dye	6-1	1t	10-2	Hall of Fame
1990	Pat Dye	4-2-1	4	8-3-1	Peach
1991	Pat Dye	2-5	8	5-6	-
1992	Pat Dye	2-5-1	5-W	5-5-1	-
1993	Terry Bowden	8-0	-	11-0	-
1994	Terry Bowden	6-1-1	-	9-1-1	-
1995	Terry Bowden	5-3	2-W	8-4	Outback
1996	Terry Bowden	4-4	3-W	8-4	Independence
1997	Terry Bowden	6-2	T1-W	10-3	Peach
1998	Terry Bowden/Bill Oliver	1-7	6-W	3-8	-
1999	Tommy Tuberville	2-6	5-W	5-6	-
2000	Tommy Tuberville	6-2	1-W	9-4	Citrus
2001	Tommy Tuberville	5-3	T1-W	7-4	Peach
2002	Tommy Tuberville	6-3	T1-W	9-4	Capital One
2003	Tommy Tuberville	5-3	3-W	8-5	Music City
2004	Tommy Tuberville	8-0	1	13-0	Sugar
2005	Tommy Tuberville	7-1	T1-W	9-3	Capital One
2006	Tommy Tuberville	6-2	T2-W	11-2	Cotton
2007	Tommy Tuberville	5-3	2-W	9-4	Chick-fil-A
2008	Tommy Tuberville	2-6	T4-W	5-7	-
2009	Gene Chizik	3-5	T4-W	8-5	Outback
2010	Gene Chizik	8-0	1	14-0	BCS NCG
2011	Gene Chizik	4-4	4-W	8-5	Chick-fil-A
2012	Gene Chizik	0-8	7-W	3-9	-
2013	Gus Malzahn	7-1	1-W	12-2	BCS NCG
2014	Gus Malzahn	4-4	T4-W	8-5	Outback
2015	Gus Malzahn	2-6	7-W	7-6	Birmingham

BOWL RESULTS (23-15-2)

Bowl	Opponent	Result	Date
Barcardi	Villanova	T 7-7	1-1-37
Orange	Michigan State	W 6-0	1-1-38
Gator	Texas Tech	L 13-35	1-1-54
Gator	Baylor	W 33-13	12-31-54
Gator	Vanderbilt	L 13-25	12-31-55
Orange	Nebraska	L 7-13	1-1-64
Liberty	Ole Miss	L 7-13	12-18-65
Sun	Arizona	W 34-10	12-28-68
Bluebonnet	Houston	L 7-36	12-31-69
Gator	Ole Miss	W 35-28	1-2-71
Sugar	Oklahoma	L 22-40	1-1-72
Gator	Colorado	W 24-3	12-30-72
Sun	Missouria	L 17-34	12-29-73
Gator	Texas	W 27-3	12-30-74
Tangerine	Boston College	W 33-26	12-18-82
Sugar	Michigan	W 9-7	1-2-84
Liberty	Arkansas	W 21-15	12-27-84
Cotton	Texas A&M	L 16-36	1-1-86
Citrus	Southern Cal	W 16-7	1-1-87
Sugar	Syracuse	T 16-16	1-1-88
Sugar	Florida State	L 7-13	1-2-89
Hall of Fame	Ohio State	W 31-14	1-1-90
Peach	Indiana	W 27-23	12-29-90
Outback	Penn State	L 14-43	1-1-96
Independence	Army	W 32-29	12-31-96
Peach	Clemson	W 21-17	1-2-98
Citrus	Michigan	L 28-31	1-1-01
Peach	North Carolina	L 10-16	12-31-01
Capital One	Penn State	W 13-9	1-1-03
Music City	Wisconsin	W 28-14	12-31-03
Sugar	Virginia Tech	W 16-13	1-3-05
Capital One	Wisconsin	L 10-24	1-2-06
Cotton	Nebraska	W 17-14	1-1-07
Chick-fil-A	Clemson	W 23-20 (OT)	12-31-07
Outback	Northwestern	W 38-35 (OT)	1-1-10
BCS NCG	Oregon	W 22-19	1-10-11
Chick-fil-A	Virginia	W 43-24	12-31-11
BCS NCG	Florida State	L 31-34	1-6-14
Outback	Wisconsin	L 31-34 (OT)	1-1-15
Birmingham	Memphis	W 31-10	12-30-15



FLORIDA

ALABAMA • ARKANSAS • AUBURN • FLORIDA • GEORGIA • KENTUCKY • LSU • OLE MISS



2016 SCHEDULE

Sept. 3	MASSACHUSETTS	(7:30 ET - SECN)	First Meeting
Sept. 10	KENTUCKY*	(3:30 ET - CBS)	UF leads 49-17
Sept. 17	NORTH TEXAS	(7:30 ET - ESPNU)	UNT leads 1-0
Sept. 24	at Tennessee*		UF leads 26-19
Oct. 1	at Vanderbilt*		UF leads 37-10
Oct. 8	LSU*		UF leads 31-28-3
Oct. 15	MISSOURI*		UM leads 3-2
Oct. 29	GEORGIA*	(3:30 ET - CBS)	UGA leads 49-42-2
Nov. 5	at Arkansas*		UF leads 9-1
Nov. 12	SOUTH CAROLINA*		UF leads 25-8-3
Nov. 19	PRESBYTERIAN		UF leads 1-0
Nov. 26	at Florida State		UF leads 34-24-2

*SEC Game

University of Florida Gators Quick Facts

LOCATION: Gainesville, Florida

FOUNDED: 1853

ENROLLMENT: 49,878

NICKNAME: Gators

COLORS: Orange (PMS 172) and Blue (PMS 287)

STADIUM: Steve Spurrier-Florida Field at Ben Hill Griffin Stadium (89,548)

PLAYING SURFACE: Natural Grass

FIRST GAME: 1930 – Alabama 20, Florida 0

HOME RECORD: 322-104-13 (.733)

HOME ATTENDANCE: 630,457 (90,065 avg./ 102% capacity)

ALL-TIME RECORD: 701-404-40 (.612/1,073)

2015 RECORD: 10-4 (6-1 H, 3-1 A, 1-2 N, 6-0 vs. Eastern Division)

2015 SEC RECORD/FINISH: 7-1/1st in SEC East

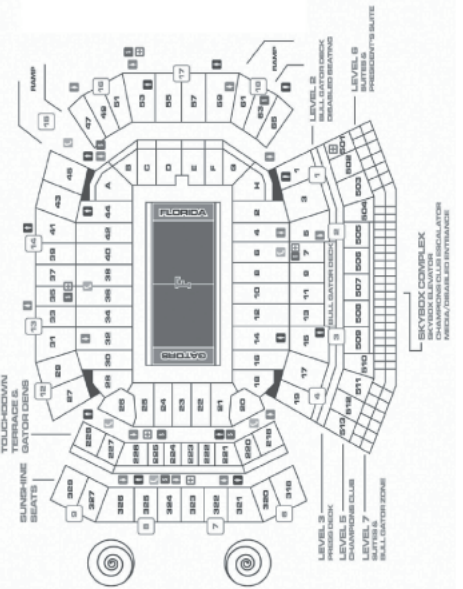
SEC CHAMPIONSHIPS: 8 (1991, 93, 94, 95, 96, 2000, 06, 08)

BOWL: Buffalo Wild Wings Citrus Bowl, Orlando, Fla. (Michigan 41, Florida 7)

BOWL APPEARANCES: 42

BOWL RECORD: 21-21 (.500)

LAST BOWL APPEARANCE: Buffalo Wild Wings Citrus Bowl, Orlando, Fla. (lost to Michigan 41-7, Jan. 1, 2016)



DR. W. KENT FUCHS
President
(Illinois, '85)



MICHAEL SAGAS
Faculty Representative
(Utah, '96)



JEREMY FOLEY
Athletics Director
(Hobart, '74)



JIM McELWAIN
Head Football Coach
(Eastern Washington, '84)

JIM MCELWAIN



HOMETOWN: Missoula, Montana

ALMA MATER: Eastern Washington, '84

PLAYING CAREER: An all-state QB at Missoula Sentinel High School, went on to play QB at Eastern Washington from 1980-83.

COACHING EXPERIENCE: 31 years overall, 4 as head coach

COACHING ACHIEVEMENTS: 2014 Mountain West Coach of the Year, Semifinalist in 2014 for the National Coach of the Year

BORN: March 1, 1962

WIFE: Karen

CHILDREN: JoHanna, Elizabeth, Jerret

YEAR-BY-YEAR

Year	School	Conf.	Pct.	All	Pct.	Bowl
2012	Colorado State	3-5	0.375	4-8	0.333	
2013	Colorado State	5-3	0.625	8-6	0.571	New Mexico
2014	Colorado State	6-2	0.750	10-2	0.833	*Las Vegas
2015	Florida	7-1	0.875	10-4	0.714	Citrus
TOTALS		21-11	.632	32-20	0.632	4 Years
Florida Total		7-1	0.875	10-4	0.714	1 Year
Colorado State		14-10	0.583	22-16	0.579	3 Years

* McElwain did not coach bowl

ASSISTANT COACHES

GEOFF COLLINS (Western Carolina, 1994) Defensive Coordinator – 2nd Year

KERRY DIXON II (Hampton, 2004) Wide Receivers – 2nd Year

TORRIAN GRAY (Virginia Tech, 1996) Defensive Backs – 1st Year

GREG NORD (Kentucky, 1980) Tight Ends/Special Teams Coordinator – 2nd Year

DOUG NUSSMEIER (Idaho, 1994) Offensive Coordinator/Quarterbacks – 2nd Year

CHRIS RUMPH (South Carolina, 1994) Defensive Line – 2nd Year

RANDY SHANNON (Miami, 1989) Associate Head Coach/Co-Coordinator/Linebackers – 2nd Year

TIM SKIPPER (Fresno State, 2001) Running Backs – 2nd Year

MIKE SUMMERS (Georgetown (Ky.) College, 1978) Offensive Line – 3rd Year

SUPPORT STAFF

KEVIN BARBAY – Associate Director of Player Personnel

DEIDRA CHURCH – Director of Football Administration

DREW HUGHES – Director of Player Personnel

MIKE KENT – Director of Strength & Conditioning

GEORGE WYNN – Assistant A.D., Football Operations

DAVE ROGERS – Director of External Communications



FLORIDA

ALABAMA • ARKANSAS • AUBURN • FLORIDA • GEORGIA • KENTUCKY • LSU • OLE MISS

RETURNING OFFENSIVE STARTERS

No.	Name	POS	CLASS	HT	WT	EXP	Hometown/Last School
54	Cameron Dillard	OL	6-4	308	R-Jr.		Canton, Mich. / Plymouth Canton
73	Martez Ivey	OL	6-5	312	So.		Apopka / Apopka
4	Brandon Powell	WR	5-9	184	Jr.		Deerfield Beach / Deerfield Beach
78	David Sharpe	OL	6-6	347	Jr.		Jacksonville / Fletcher

RETURNING DEFENSIVE STARTERS

No.	Name	POS	CLASS	HT	WT	EXP	Hometown/Last School
57	Caleb Brantley	DL	6-2	300	R-Jr.		Crescent City / Crescent City
94	Bryan Cox	DL	6-3	260	R-Sr.		Ft. Lauderdale / St. Thomas Aquinas
40	Jarrad Davis	LB	6-2	240	Sr.		Kingsland, Ga. / Camden County
20	Marcus Maye	DB	6-0	210	R-Sr.		Melbourne / Holy Trinity Episcopal School
31	Jalen Tabor	DB	6-0	199	Jr.		Washington, D.C. / Friendship Collegiate Acad.
6	Quincy Wilson	DB	6-1	211	Jr.		Fort Lauderdale / University School

STARTERS LOST

Name	POS	HT	WT	CLASS
Jonathan Bullard	DL	6-3	283	Sr.
Mason Halter	OL	6-6	295	R-Sr.
Vernon Hargreaves	DB	5-11	199	Jr.
Alex McCalister	RUSH	6-6	239	R-Jr.
Jake McGee	TE	6-6	249	R-Sr.
Antonio Morrison	LB	6-1	229	Sr.
Keanu Neal	DB	6-1	216	Jr.
Demarcus Robinson	WR	6-1	204	Jr.
Kelvin Taylor	RB	5-10	205	Jr.
Trip Thurman	OL	6-5	313	R-Sr.

RETURNING STATISTICAL LEADERS

RUSHING:	ATT	YARDS	AVG	TDS
Jordan Scarlett	34	181	5.3	1
Jordan Cronkrite	44	157	3.6	3

RECEIVING:	REC	YARDS	AVG	AVG/GAME	TDS
Brandon Powell	29	390	13.4	27.9	3
DeAndre Goolsby	17	277	16.3	19.9	1

2015 RESULTS

10-4 Overall • 7-1 SEC

Home: 6-1 Away: 3-1 Neutral: 1-2 vs. Division: 6-0 vs. Top 25: 1-4

Sept. 5	[RV/RV] NEW MEXICO STATE	90,227	W, 61-13
Sept. 12	[RV/RV] EAST CAROLINA	88,034	W, 31-24
Sept. 19	[RV/RV] at Kentucky* (---/rv)	63,040	W, 14-9
Sept. 26	[RV/RV] TENNESSEE* (rv/rv)	90,527	W, 28-27
Oct. 3	[25/23] OLE MISS* (3/5)	90,585	W, 38-10
Oct. 10	[11/12] at Missouri*	70,767	W, 21-3
Oct. 17	[8/11] at LSU* (6/5)	102,321	L, 28-35
Oct. 31	[11/12] vs. Georgia (rv/23) (Jacksonville)*	84,628	W, 27-3
Nov. 7	[11/12] VANDERBILT*	90,061	W, 9-7
Nov. 14	[11/10] at South Carolina*	78,536	W, 24-14
Nov. 21	[8/8] FLORIDA ATLANTIC	90,107	W, 20-14 OT
Nov. 28	[10/9] FLORIDA STATE (14/14)	90,916	L, 2-27
Dec. 5	[18/15] vs. Alabama (2/2)	75,320	L, 15-29
Jan. 1	[19/18] vs. Michigan (17/17)	63,113	L, 7-41

Buffalo Wild Wings Citrus Bowl; Orlando, Fla.

[AP/Coaches] - Denotes team ranking at the time of the game;

[AP/Coaches] - Denotes opponent ranking at the time of the game

FLORIDA Team Information

BASIC OFFENSE: Multiple

BASIC DEFENSE: Multiple

LETTERMEN RETURNING: 47

OFFENSE: 22

DEFENSE: 21

SPECIALTY: 4

LETTERMEN LOST: 25

OFFENSE: 14

DEFENSE: 9

SPECIALTY: 2

STARTERS RETURNING: 12

OFFENSE: 4

DEFENSE: 6

SPECIALTY: 2

STARTERS LOST: 13

OFFENSE: 7

DEFENSE: 5

SPECIALTY: 1

NOTE: Specialists include punter and place-kicker only.

ALL-STAR CANDIDATES

David **SHARPE**

Junior • OL • 6-6 • 347 • Jacksonville, Fla.



- Started 13 of 14 games a season ago
- Has appeared in 20 of 26 games in his career
- Helped anchor an offensive line that blocked the way for Kelvin Taylor's 1,000 yard season in 2015

Brandon **POWELL**

Junior • WR • 5-9 • 184 • Deerfield Beach, Fla.



- Returned 24 of 33 kickoffs for UF as season ago with an average of 21.2 yards per return
- Notched a 71-yard kickoff return on the opening kickoff against Vanderbilt last season, which was the longest by a Gator to open a game since Andre Debose's 99-yard kickoff return against South Carolina on Nov. 13, 2010
- Caught 29 passes for 390 yards in 2015 for an average of 27.9 yards per game
- Recorded three touchdowns last season with his longest coming on a 77-yard reception against Ole Miss

Jarrad **DAVIS**


Senior • LB • 6-2 • 240 • Kingsland, Ga.



- Named a 2015 Second Team All-SEC performer by Gridiron Now
- Totaled 98 tackle last season to go along with 11 tackles for loss and 3.5 sacks

Marcus **MAYE**

R-Senior • DB • 6-0 • 210 • Melbourne, Fla.



- Named a First Team All-American by USA Today and Pro Football Focus and Honorable Mention All-America honors from Sports Illustrated
- Played in 13 games and started 12 times at safety
- Racked up 82 tackles, fourth-most on the team and forced five fumbles, which was the second-most in the country



FLORIDA

ALABAMA • ARKANSAS • AUBURN • FLORIDA • GEORGIA • KENTUCKY • LSU • OLE MISS

2016 ALPHABETICAL ROSTER

No.	Name	POS	HT	WT	CL	EXP	Hometown
98	Luke Ancrum	DL	6-5	257	RFR	SQ	Sebring
34	Alex Anzalone	LB	6-3	237	RJR	2L	Wyomissing, Pa.
12	Austin Appleby	QB	6-4	235	RSR	GR	North Canton, Ohio
76	Marcel Benalcazar	OL	6-7	333	RJR	SQ	Miramar
57	Caleb Brantley	DL	6-2	300	RJR	2L	Crescent City
93	Taven Bryan	DL	6-5	293	RSO	1L	Casper, Wyo.
66	Nick Buchanan	OL	6-2	309	RFR	SQ	Dunwoody, Ga.
21	McArthur Burnett	DB	5-9	172	FR	HS	Pahokee
81	Antonio Callaway	WR	5-11	195	SO	1L	Miami
54	Khairi Clark	DL	6-2	326	RSO	1L	Hollywood
94	Bryan Cox, Jr.	DL	6-3	260	RSR	3L	Fort Lauderdale
32	Jordan Cronkrite	RB	5-11	204	SO	1L	Miami
40	Jarrad Davis	LB	6-2	240	SR	3L	Kingsland, Ga.
95	Keivonnis Davis	DL	6-4	244	SO	1L	Miami
7	Duke Dawson	DB	5-11	202	JR	2L	Cross City
14	Luke Del Rio	QB	6-1	213	RSO	SQ	Santa Rosa Beach
68	Richerd Desir-Jones	OL	6-4	297	RFR	SQ	Fort Lauderdale
54	Cameron Dillard	OL	6-4	308	RJR	2L	Canton, Mich.
16	Brian Fallace	TE	6-4	210	RSO	SQ	Satellite Beach
41	Ryan Farr	LS	6-0	220	SO	1L	Henderson, Nev.
39	Ryan Ferguson	TE	6-3	219	RSO	SQ	Largo/Indian Rocks
72	Stone Forsythe	OL	6-7	314	FR	HS	Winter Garden
13	Feleipe Franks	QB	6-6	216	FR	HS	Crawfordville
5	Ahmad Fulwood	WR	6-4	211	SR	3L	Jacksonville
56	Cristian Garcia	LB	6-0	233	RJR	SQ	Miami
23	Chauncey Gardner, Jr.	DB	5-11	205	FR	HS	Cocoa
36	Eddie Giles	DB	5-9	164	RSO	SQ	Jupiter
69	Marcus Givens	OL	6-0	272	RFR	SQ	St. Augustine
30	DeAndre Goolsby	TE	6-4	240	JR	2L	Derby, Kan.
37	Harry Gornto, V	QB	6-2	195	RFR	SQ	Fort Walton Beach
97	Jon Gould	P	6-0	185	RFR	SQ	Elkridge, Md.
49	Devin Grimm	LS	6-1	186	RSO	SQ	St. Johns
10	Josh Hammond	WR	6-1	184	FR	HS	Hallandale
47	Jonathan Haney	LS	6-2	225	RSR	SQ	Tampa
53	Kavaris Harkless	OL	6-5	307	RSO	SQ	Jacksonville
26	Marcell Harris	DB	6-1	207	RJR	2L	Orlando
3	Treon Harris	QB	5-11	201	JR	2L	Miami
36	Case Harrison	WR	6-0	200	RJR	1L	Gainesville
37	Mark Herndon	RB	5-9	203	RSR	3L	Ocala
55	Thomas Holley	DL	6-3	260	RSO	1L	Brooklyn, N.Y.
33	Tyriek Hopkins	RB	5-8	177	RFR	SQ	St. Petersburg
39	Michael Iorio	DB	5-10	197	RJR	SQ	Nokomis
73	Martez Ivey	OL	6-5	312	SO	1L	Apopka
62	Andrew Ivie	DL	6-1	278	RFR	SQ	Dade City
91	Joey Ivie, IV	DL	6-3	290	SR	3L	Dade City
87	Kalif Jackson	WR	6-4	215	RFR	SQ	Neptune Beach
44	Rayshad Jackson	LB	6-0	220	RFR	SQ	Miami
43	Glenn Jarriel	WR	5-8	176	RFR	SQ	Belle Glade

No.	Name	POS	HT	WT	CL	EXP	Hometown
96	Cece Jefferson	DL	6-1	270	SO	1L	Glen St. Mary
74	Fred Johnson	OL	6-6	315	SO	1L	West Palm Beach
28	Kylan Johnson	LB	6-1	228	RFR	SQ	Dallas, Texas
64	Tyler Jordan	OL	6-4	295	SO	1L	Jacksonville
84	Camrin Knight	TE	6-3	237	SO	1L	Tallahassee
58	Jahim Lawrence	LB	5-11	223	RFR	SQ	Hollywood
80	C'yontai Lewis	TE	6-4	230	RSO	1L	Eutaw, AL
38	Neil MacInnes	K	6-3	216	SR	1L	Tampa
9	Dre Massey	WR	5-9	183	JR	JC	Greenville, S.C.
20	Marcus Maye	DB	6-0	210	RSR	3L	Melbourne
59	T.J. McCoy	OL	6-1	295	RFR	SQ	Clermont
13	Daniel McMillian	LB	6-1	227	SR	3L	Jacksonville
77	Andrew Mike	OL	6-6	303	RSO	1L	Tucson, AZ
43	Mark Norvelis	DB	5-10	193	RSR	SQ	Palm Bay
46	Isaac O'Neal	WR	5-9	189	RFR	SQ	Lakeland
70	Forrest Palmore	DL	6-2	264	RSO	SQ	Punta Gorda
15	Eddy Pineiro	K	6-0	183	RSO	TR	Miami
4	Brandon Powell	WR	5-9	184	JR	2L	Deerfield Beach
98	Jorge Powell	K	5-10	166	RSO	1L	Coral Gables
45	Raymond, R.J.	LB	6-2	247	RSO	SQ	Atlantic Beach
97	Reed, Justus	DL	6-3	242	RSO	1L	Clearwater
33	Reese, David, II	LB	6-0	239	FR	HS	Farmington, Mich.
51	Riles, Antonio, Jr.	OL	6-4	311	RJR	2L	Lawrenceville, Ga.
25	Rolin, Matt	LB	6-3	220	RJR	1L	Ashburn, Va.
67	Sandifer, Brandon	OL	6-3	339	RFR	SQ	Warner Robins, Ga.
25	Scarlett, Jordan	RB	5-10	213	SO	1L	Fort Lauderdale
78	David Sharpe	OL	6-6	347	JR	2L	Jacksonville
17	Jordan Sherit	DL	6-4	251	RJR	2L	Tampa
60	Zachary Shinn	OL	6-2	287	RSO	SQ	Plant City
41	Darius Singleary	DB	6-1	203	RFR	SQ	Jacksonville
42	Jordan Smith	DL	6-5	238	FR	HS	Lithonia, Ga.
88	Ryan Sousa	WR	6-0	190	RSO	1L	Orlando
30	Garrett Stephens	DB	5-9	182	RJR	1L	Louisville, Ky.
82	Moral Stephens	TE	6-3	247	RSO	1L	Perry
52	Steven Stipe, Jr.	LB	5-11	210	RJR	SQ	Waycross, Ga.
16	Freddie Swain	WR	6-0	180	FR	HS	Ocala
31	Jalen Tabor	DB	6-0	199	JR	2L	Washington, D.C.
46	Will Thomas	LB	5-9	226	FR	HS	Dunnellon
85	Chris Thompson	WR	6-0	170	SR	3L	Gainesville
24	Mark Thompson	RB	6-2	242	RJR	JC	La Mott, Pa.
49	Jacob Tilghman	LS	6-1	207	RFR	SQ	Daytona Beach
19	Johnny Townsend	P	6-1	210	RJR	2L	Orlando
11	Kyle Trask	QB	6-4	227	FR	HS	Manvel, Texas
71	Nick Villano	OL	6-2	293	RFR	SQ	Wellington
8	Nick Washington	DB	6-0	198	RJR	2L	Jacksonville
14	Chris Williamson	DB	5-11	192	SO	1L	Gainesville, Ga.
6	Quincy Wilson	DB	6-1	211	JR	2L	Fort Lauderdale
18	C.J. Worton	WR	6-0	194	JR	2L	Homestead
92	Jabari Zuniga	DL	6-3	240	RFR	SQ	Marietta, Ga.

YEAR-BY-YEAR RECORDS

Year	Coach	SEC	SEC Finish	Overall	Bowls
1906	Jack Forsythe	5-3			
1907	Jack Forsythe	4-1-1			
1908	Jack Forsythe	5-2-1			
1909	G.E. Pyle	6-1-1			
1910	G.E. Pyle	6-1			
1911	G.E. Pyle	5-0-1			
1912	G.E. Pyle	5-2-1			
1913	G.E. Pyle	4-3			
1914	Charles McCoy	5-2			
1915	Charles McCoy	4-3			
1916	Charles McCoy	0-5			
1917	A.L. Busser	2-4			
1918	A.L. Busser	0-1			
1919	A.L. Busser	5-3			
1920	William Kline	6-3			
1921	William Kline	6-3-2			
1922	William Kline	7-2			
1923	J.A. VanFleet	6-1-2			
1924	J.A. VanFleet	6-2-2			
1925	H.L. Sebring	8-2			
1926	H.L. Sebring	2-6-2			
1927	H.L. Sebring	7-3			
1928	Charles Bachman	8-1			
1929	Charles Bachman	8-2			
1930	Charles Bachman	6-3-1			
1931	Charles Bachman	2-6-2			
1932	Charles Bachman	3-6			
1933	D.K. Stanley	2-3	9†	5-3-1	–
1934	D.K. Stanley	2-2-1	7	6-3-1	–
1935	D.K. Stanley	1-6	12	3-7	–
1936	Josh Cody	1-5	11	4-6	–
1937	Josh Cody	3-4	8	4-7	–
1938	Josh Cody	2-2-1	7	4-5-1	–
1939	Josh Cody	0-3-1	12	5-5-1	–
1940	Thomas Lieb	2-3	8†	5-5	–
1941	Thomas Lieb	1-3	10	4-6	–
1942	Thomas Lieb	1-3	9	4-5	–
1943	NO TEAM	–	–	–	–
1944	Thomas Lieb	0-3	10†	4-3	–
1945	Thomas Lieb	1-3-1	10†	4-5-1	–
1946	Raymond Wolf	0-5	12	0-9	–
1947	Raymond Wolf	0-3-1	12	4-5-1	–
1948	Raymond Wolf	1-5	10†	5-5	–
1949	Raymond Wolf	1-4-1	10†	4-5-1	–
1950	Bob Woodruff	2-4	10	5-5	–
1951	Bob Woodruff	2-4	9†	5-5	–
1952	Bob Woodruff	3-3	6	7-3	Gator
1953	Bob Woodruff	1-3-2	9	3-5-2	–
1954	Bob Woodruff	5-2	3†	5-5	–
1955	Bob Woodruff	3-5	10	4-6	–
1956	Bob Woodruff	5-2	3	6-3-1	–
1957	Bob Woodruff	4-2-1	3†	6-2-1	–
1958	Bob Woodruff	2-3-1	8†	6-4-1	Gator
1959	Bob Woodruff	2-4	9	5-4-1	–
1960	Ray Graves	5-1	2	9-2	Gator
1961	Ray Graves	3-3	6	4-5-1	–
1962	Ray Graves	4-2	5	7-4	Gator
1963	Ray Graves	3-3-1	7	6-3-1	–
1964	Ray Graves	4-2	2†	7-3	–
1965	Ray Graves	4-2	3	7-4	Sugar
1966	Ray Graves	5-1	3	9-2	Orange
1967	Ray Graves	4-2	3†	6-4	–
1968	Ray Graves	3-2-1	6†	6-3-1	–
1969	Ray Graves	3-1-1	4	9-1-1	Gator
1970	Doug Dickey	3-3	5†	7-4	–
1971	Doug Dickey	1-6	8†	4-7	–
1972	Doug Dickey	3-3-1	6	5-5-1	–
1973	Doug Dickey	3-4	5†	7-5	Tangerine
1974	Doug Dickey	3-3	4†	8-4	Sugar
1975	Doug Dickey	5-1	2†	9-3	Gator
1976	Doug Dickey	4-2	4	8-4	Sun
1977	Doug Dickey	3-3	5	6-4-1	–
1978	Doug Dickey	3-3	4†	4-7	–
1979	Charley Pell	0-6	9†	0-10-1	–
1980	Charley Pell	4-2	4†	8-4	Tangerine
1981	Charley Pell	3-3	4†	7-5	Peach
1982	Charley Pell	3-3	6†	8-4	Bluebonnet

Year	Coach	SEC	SEC Finish	Overall	Bowls
1983	Charley Pell	4-2	3†	9-2-1	Gator
1984	Charley Pell/Galen Hall	5-0-1	*	9-1-1	–
1985	Galen Hall	5-1	*	9-1-1	–
1986	Galen Hall	2-4	7†	6-5	–
1987	Galen Hall	3-3	6	6-6	Aloha
1988	Galen Hall	4-3	4†	7-5	All-American
1989	Galen Hall/Gary Darnell	4-3	4†	7-5	Freedom
1990	Steve Spurrier	6-1	–	9-2	–
1991	Steve Spurrier	7-0	1	10-2	Sugar
1992	Steve Spurrier	6-2	T1-E	9-4	Gator
1993	Steve Spurrier	7-1	1	11-2	Sugar
1994	Steve Spurrier	7-1	1	10-2-1	Sugar
1995	Steve Spurrier	8-0	1	12-1	Fiesta
1996	Steve Spurrier	8-0	1	12-1	Sugar
1997	Steve Spurrier	6-2	T2-E	10-2	Citrus
1998	Steve Spurrier	7-1	2-E	10-2	Orange
1999	Steve Spurrier	7-1	1-E	9-4	Citrus
2000	Steve Spurrier	7-1	1	10-3	Sugar
2001	Steve Spurrier	6-2	2-E	10-2	Orange
2002	Ron Zook	6-2	2-E	8-5	Outback
2003	Ron Zook	6-2	T1-E	8-5	Outback
2004	Ron Zook	4-4	T3-E	7-5	Peach
2005	Urban Meyer	5-3	T2-E	9-3	Outback
2006	Urban Meyer	7-1	1	13-1	BCS Title
2007	Urban Meyer	5-3	3-E	9-4	Capital One
2008	Urban Meyer	7-1	1	13-1	BCS Title
2009	Urban Meyer	8-0	1-E	13-1	Sugar
2010	Urban Meyer	4-4	2-E	8-5	Outback
2011	Will Muschamp	3-5	3-E	7-6	Gator
2012	Will Muschamp	7-1	2-E	11-2	Sugar
2013	Will Muschamp	3-5	5-E	4-8	–
2014	Will Muschamp	4-4	3-E	7-5	Birmingham
2015	Jim McElwain	7-1	1-E	10-4	Citrus

*position vacated in standings

BOWL RESULTS (21-21)

Bowl	Opponent	Result	Date
Gator	Tulsa	W 14-13	1-1-53
Gator	Ole Miss	L 3-7	12-27-58
Gator	Baylor	W 13-12	12-31-60
Gator	Penn State	W 17-7	12-28-62
Sugar	Missouri	L 18-20	1-1-66
Orange	Georgia Tech	W 27-12	1-1-67
Gator	Tennessee	W 14-13	12-27-69
Tangerine	Miami-Ohio	L 7-16	12-22-73
Sugar	Nebraska	L 10-13	12-31-74
Gator	Maryland	L 0-13	12-29-75
Sun	Texas A&M	L 14-37	1-2-77
Tangerine	Maryland	W 35-20	12-20-80
Peach	West Virginia	L 6-26	12-31-81
Bluebonnet	Arkansas	L 24-28	12-31-82
Gator	Iowa	W 14-6	12-30-83
Aloha	UCLA	L 16-20	12-25-87
All-American	Illinois	W 14-10	12-29-88
Freedom	Washington	L 7-34	12-30-89
Sugar	Notre Dame	L 28-39	1-1-92
Gator	N.C. State	W 27-10	12-31-92
Sugar	West Virginia	W 41-7	1-1-94
Sugar	Florida State	L 17-23	1-2-95
Fiesta	Nebraska	L 24-62	1-2-96
Sugar	Florida State	W 52-20	1-2-97
Citrus	Penn State	W 21-6	1-1-98
Orange	Syracuse	W 31-10	1-2-99
Citrus	Michigan State	L 34-37	1-1-00
Sugar	Miami (Fla.)	L 20-37	1-2-01
Orange	Maryland	W 56-23	1-2-02
Outback	Michigan	L 30-38	1-1-03
Outback	Iowa	L 17-37	1-1-04
Peach	Miami (Fla.)	L 10-27	12-31-04
Outback	Iowa	W 31-24	1-2-06
BCS Title Game	Ohio State	W 41-14	1-8-07
Capital One	Michigan	L 35-41	1-1-08
BCS Title Game	Oklahoma	W 24-14	1-8-09
Sugar	Cincinnati	W 51-24	1-7-10
Outback	Tampa (Fla.)	W 37-24	1-1-11
Gator	Ohio State	W 24-17	1-2-12
Sugar	Louisville	L 23-33	1-2-13
Birmingham	East Carolina	W 28-20	1-3-15
Citrus	Michigan	L 41-7	1-1-16



Date	Opponent	Broadcast	Score
Sept. 3	North Carolina#	(ESPN 5:30 ET)	UGA leads 16-12-2
Sept. 10	NICHOLLS	(SEC Network Noon ET)	First meeting
Sept. 17	at Missouri*	(SEC Network 7:30 ET)	UGA leads 4-1-0
Sept. 24	at Ole Miss*		UGA leads 32-12-1
Oct. 1	TENNESSEE*		Tenn. leads 22-21-2
Oct. 8	at South Carolina*		UGA leads 48-18-2
Oct. 15	VANDERBILT*		UGA leads 55-19-2
Oct. 29	Florida*	(CBS 3:30 ET)	UGA leads 50-42-2
Nov. 5	at Kentucky*		UGA leads 55-12-2
Nov. 12	AUBURN*		UGA leads 56-55-8
Nov. 19	LOUISIANA-LAFAYETTE		UGA leads 1-0-0
Nov. 26	GEORGIA TECH		UGA leads 65-38-5

*SEC Game #Chick-fil-A Kickoff Game

University of Georgia Bulldogs Quick Facts

LOCATION: Athens, Georgia

FOUNDED: 1785

ENROLLMENT: 36,130

NICKNAME: Bulldogs

COLORS: Red (PMS 485) and Black

STADIUM: Sanford Stadium (92,746)

PLAYING SURFACE: Natural Grass,
Bermuda Tifway 419

FIRST GAME: Oct. 12, 1929 –
Georgia 15, Yale 0

HOME RECORD: 337-103-9

HOME ATTENDANCE: 649,222
(92,746 avg./100% capacity)

ALL-TIME RECORD: 787-413-54
(.649 / 1,254 games)

2015 RECORD: 10-3

2015 SEC RECORD/FINISH: 5-3/
Tied for 2nd SEC East

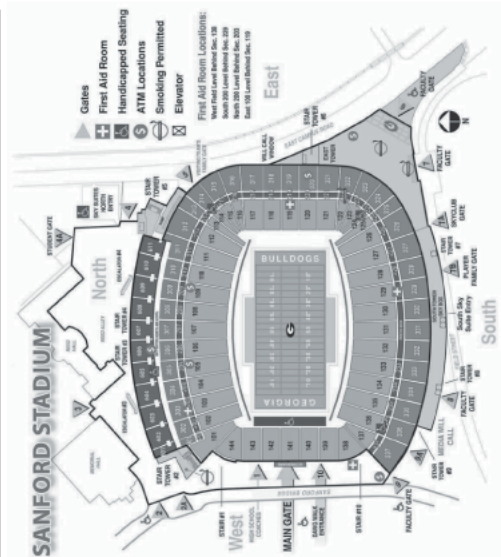
SEC CHAMPIONSHIPS: 12 (1942,
46t, 48, 59, 66t, 68, 76t, 80, 81t,
82, 2002, 05)

BOWL: TaxSlayer Bowl vs. Penn State
(W, 24-17)

BOWL APPEARANCES: 51

BOWL RECORD: 29-19-3

LAST BOWL APPEARANCE:
TaxSlayer Bowl vs. Penn State
(W, 24-17)



JERE W. MOREHEAD
President
(Georgia, JD, '80)



PROF. DAVID SHIPLEY
Faculty Representative
(Oberlin, '72;
Univ. of Chicago, JD, '75)



GREG MCGARITY
J. Reid Parker
Director of Athletics
(Georgia, '76)



KIRBY SMART
Head Football Coach
(Georgia, '98)

KIRBY SMART



HOMETOWN: Bainbridge, Ga.

ALMA MATER: Georgia 1998

PLAYING CAREER: Georgia (1995-98) Four-year letterman as defensive back. First team All-SEC in '98; 13 career interceptions; four-time member of SEC Academic Honor Roll. Bainbridge H.S. (1991-93) Three-year letterman in football, basketball, and baseball; first team Class AAAA All-State as a senior; 16 career interceptions.

HIGH SCHOOL COACH: Sonny Smart (father)

COACHING EXPERIENCE: 1999 Georgia, Admin. Asst.; 2000 Valdosta State, Defensive Backs; 2001 Valdosta State, Defensive Coord.; 2002-03 Florida State, Graduate Assistant; 2004 LSU, Defensive Backs, 2005 Georgia, Running Backs; 2006 Miami Dolphins, Safeties; 2007 Alabama, Asst. HC/Def. Backs; 2008-13, '15 Alabama, Def. Coord./Inside LBs; 2014 Alabama, Asst. HC/Safeties; 2016-present Georgia, Head Coach.

COACHING ACHIEVEMENTS: 2012 AFCA Assistant Coach of the Year; 2009 Broyles Award winner (annual award to nation's top college football assistant coach); 2015 Broyles Award finalist.

BORN: December 23, 1975

WIFE: Mary Beth

CHILDREN: twins Weston and Julia (Feb. 8, 2008), and Andrew (May 25, 2012)

YEAR-BY-YEAR

Year	Coach	Conf.	Pct.	All
First Year				

ASSISTANT COACHES

MEL TUCKER Wisconsin '95, Defensive Coord./Secondary/1st season

JIM CHANEY Central Missouri State '85, Offensive Coord./Quarterbacks/1st season

TRACY ROCKER Auburn '92, Associate Head Coach/Defensive Line/2 years

KEVIN SHERRER Alabama '96, Outside Linebackers/2 years

SAM PITTMAN Pittsburgh State '86, Offensive Line/1st season

JAMES COLEY Florida State '97, Wide Receivers/1st season

SHANE BEAMER Virginia Tech '99, Tight Ends/Special Teams Coord./1st season

GLENN SCHUMANN Alabama '11, Inside Linebackers/1st season

DELL MCGEE Auburn '00, Running Backs/1st season

SUPPORT STAFF

JOSH LEE (Valdosta State, 2005) Director of Football Operations

MARSHALL MALCHOW (Alabama, 2008) Director of Player Personnel

LUKMAN ABDULAI (Illinois, 2013) Director of On-Campus Recruiting

CHRISTINA HARRIS (N.C. Central, 2005) Director of Recruiting Administration

BRYANT GANTT (Georgia 1991) Director of Player Wellness

JONAS JENNINGS (Georgia, 2000) Director of Player Development

SCOTT SINCLAIR (Guilford, 1999) Director of Strength & Conditioning

RETURNING OFFENSIVE STARTERS

No.	Name	POS	CLASS	HT	WT	EXP	Hometown/Last School
73	Greg Pyke	OG	Sr.	6-6	321	2L	Baltimore, Md./The Boy's Latin School
54	Brandon Kublanow	C/OG	Sr.	6-3	294	3L	Marietta, Ga./Walton
1	Sony Michel	TB	Jr.	5-11	212	2L	Plantation, Fla./American Heritage
83	Jeb Blazevich	TE	Jr.	6-5	232	2L	Charlotte, N.C./Charlotte Christian
77	Isaiah Wynn	OT/OG	Jr.	6-2	278	2L	St. Petersburg, Fla./Lakewood
11	Greyson Lambert	QB	Grad. (Sr.)	6-5	220	*1L	Jesup, Ga./Virginia
5	Terry Godwin	WR	So.	5-11	174	1L	Hogansville, Ga. (Callaway)
47	Christian Payne	FB	Jr.	6-1	232	2L	Athens, Ga. (Prince Avenue Christian)

*Lambert lettered for two seasons at Virginia before transferring

RETURNING DEFENSIVE STARTERS

No.	Name	POS	CLASS	HT	WT	EXP	Hometown/Last School
20	Quincy Mauger	SS	Sr.	6-0	199	3L	Marietta, Ga./Kell
24	Dominick Sanders	FS	Jr.	6-0	187	2L	Tucker, Ga./Tucker
35	Aaron Davis	CB	Jr.	6-1	189	2L	Locust Grove, Ga./Luella
78	Trenton Thompson	DT	So.	6-4	307	1L	Albany, Ga./Westover
42	Tim Kimbrough	ILB	Sr.	6-0	226	3L	Indianapolis, Ind./Warren Central
14	Malkom Parrish	CB	Jr.	5-10	188	2L	Quitman, Ga./Brooks County

STARTERS LOST

No.	Name	POS	CLASS	HT	WT	EXP	Hometown/Last School
71	John Theus	OT	Sr.	6-6	303	4L	Jacksonville, Fla./Bolles
75	Kolton Houston	OG/OT	Grad. (Sr.)	6-5	285	3L	Buford, Ga./Buford
26	Malcolm Mitchell	WR	Sr.	6-1	195	4L	Valdosta, Ga./Valdosta
58	Sterling Bailey	DE	Sr.	6-3	282	4L	Gainesville, Ga./East Hall
93	Chris Mayes	N	Sr.	6-4	323	3L	Griffin, Ga./Spalding
51	Jake Ganus	ILB	Sr.	6-2	233	*1L	Chelsea, Ala./UAB
84	Leonard Floyd	OLB	Jr.	6-4	231	3L	Eastman, Ga./Hargrave Military
59	Jordan Jenkins	OLB	Sr.	6-3	253	4L	Hamilton, Ga./Harris County
13	Marshall Morgan	PK	Sr.	6-3	194	4L	Ft. Lauderdale, Fla./Heritage
49	Nathan Theus	SN	Sr.	6-3	238	3L	Jacksonville, Fla./Bolles

*Ganus lettered for three seasons at UAB before transferring

RETURNING STATISTICAL LEADERS

RUSHING:	ATT	YARDS	AVG	TDS		
Sony Michel	219	1,161	89.3	8		
Nick Chubb	92	747	124.5	7		
PASSING:	ATT	COMP	INT	TDS	YARDS	PCT
Greyson Lambert	256	162	2	12	1,959	63.3
Brice Ramsey	35	21	2	1	249	60.0
RECEIVING:	REC	YARDS	AVG	AVG/GAME	TDS	
Terry Godwin	35	379	10.8	29.2	2	
Sony Michel	26	270	10.4	20.8	3	
TACKLES:	TOTAL	SOLO	ASST	INT	SACKS	TFL (YDS)
Tim Kimbrough	67	28	39	--	1.0 (14)	5.5 (20)
Quincy Mauger	58	40	18	--	0.5 (3)	3.5 (10)
Dominick Sanders	48	25	23	6	1.0 (7)	5.0 (16)
Aaron Davis	47	30	17	1	1.0 (3)	3.5 (6)
Malkom Parrish	42	30	12	2	1.0 (8)	6.5 (22)

2015 RESULTS

10-3 Overall • 5-3 SEC

Home: 6-1 Away: 3-1 Neutral: 1-1 vs. Division: 4-2 vs. Top 25: 0-2

Sept. 5	[9/9] UL MONROE	92,746	W, 51-14
Sept. 12	[10/9] at Vanderbilt*	37,185	W, 31-14
Sept. 19	[7/8] SOUTH CAROLINA* (--/rv)	92,746	W, 52-20
Sept. 26	[7/6] SOUTHERN	92,746	W, 48-6
Oct. 3	[8/6] ALABAMA* (13/13)	92,746	L, 10-38
Oct. 10	[19/16] at Tennessee*	102,455	L, 31-38
Oct. 17	[RV/RV] MISSOURI*	92,746	W, 9-6
Oct. 31	[RV/23] vs. Florida (11/12) (Jacksonville)*	84,628	L, 3-27
Nov. 7	KENTUCKY*	92,746	W, 27-3
Nov. 14	[--/RV] at Auburn*	87,451	W, 20-13
Nov. 21	[RV/RV] GEORGIA SOUTHERN	92,746	W, 23-17 OT
Nov. 28	[RV/RV] at Georgia Tech	55,000	W, 13-7
Jan. 2	[RV/25] vs. Penn State	58,212	W, 24-17

[AP/Coaches] – Denotes team ranking at the time of the game;
[AP/Coaches] – Denotes opponent ranking at the time of the game

GEORGIA Team Information

BASIC OFFENSE: Pro Style

BASIC DEFENSE: Multiple

LETTERMEN RETURNING: 43

OFFENSE: 17

DEFENSE: 24

SPECIALTY: 2

LETTERMEN LOST: 28

OFFENSE: 11

DEFENSE: 12

SPECIALTY: 5

STARTERS RETURNING: 15

OFFENSE: 8

DEFENSE: 6

SPECIALTY: 1

STARTERS LOST: 10

OFFENSE: 3

DEFENSE: 5

SPECIALTY: 2

NOTE: Specialists include punter and place-kicker only.

ALL-STAR CANDIDATES

Brandon **KUBLANOW**

C/OG, Sr., 6-3, 282, 3VL, Marietta, Ga.



- Has started 26 games over the past two seasons.
- Associated Press All-SEC Second Team.
- Named to SEC Fall 2015 Academic Honor Roll.
- In 2014, he helped Georgia rush for 257.8 yards per game, which ranked first in the SEC.

Quincy **MAUGER**

FS, Sr., 6-0, 200, 3VL, Marietta, Ga.



- Started in 11 of 13 games in 2015.
- Led UGA secondary with 58 total tackles, including 3.5 tackles for loss.
- Added five pass break-ups
- 2015 Pre-Season All-SEC pick by Phil Steele and Athlon. Honorable Mention All-SEC by Associated Press as a sophomore in 2014.

Sony **MICHEL**

TB, Jr., 5-11, 212, 2VL, Plantation, Fla.



- In 2015, he played in 13 games, with six starts, and was voted team's offensive MVP.
- Phil Steele's Third Team All-SEC
- Led the Bulldogs last season in rushing (1,161 yards, 219 carries), all-purpose yards (1,465) and touchdowns (11)
- His 1,161 yards marked the 13th time in UGA history a Bulldog has reached the 1k milestone.

Dominick **SANDERS**

SS, Jr., 6-0, 189, 2VL, Tucker, Ga.



- Started in 12 of 13 games in 2015.
- AP All-SEC First Team; Coaches' All-SEC Second Team.
- Tied for SEC lead with six interceptions.
- Set UGA record for interception return yards in a season with 205.
- Returned interception vs. Vanderbilt 88 yards for game-clinching score.
- Also had a team-best six pass break-ups.

2016 ALPHABETICAL ROSTER

No.	Name	POS	CL	HT	WT	EXP	Hometown
58	Pat Allen	OL	RFr.	6-4	297	SQ	Reisterstown, Md.
41	Chuks Amaechi	OLB	Sr.	6-3	230	1VL	Avondale, Ariz.
97	John Atkins	N	Jr.	6-4	300	2VL	Thomson, Ga.
18	Deandre Baker	CB	So.	5-11	174	1VL	Miami, Fla.
65	Kendall Baker	OT	RSo.	6-6	310	SQ	Atlanta, Ga.
94	Michael Barnett	DE	So.	6-4	276	1VL	Dorchester, S.C.
61	Chris Barnes	OL	Fr.	6-3	294	HS	Leesburg, Ga.
17	Davin Bellamy	OLB	Jr.	6-5	241	2VL	Chamblee, Ga.
98	Rodrigo Blankenship	PK	RFr.	6-1	185	SQ	Marietta, N.C.
83	Jeb Blazeovich	TE	Jr.	6-5	248	2VL	Charlotte, N.C.
12	Juwuan Briscoe	DB	So.	5-11	193	1VL	Waldorf, Md.
11	Keyon Brown	OLB	RSo.	6-3	249	SQ	Wauchula, Fla.
37	Shavoyae Brown	RB	RFr.	5-9	170	HS	Dawson, Ga.
70	Aulden Bynum	OT/TE	Jr.	6-5	268	1VL	Valdosta, Ga.
7	Lorenzo Carter	OLB	Jr.	6-6	242	2VL	Norcross, Ga.
76	Michail Carter	DL	Fr.	6-3	317	HS	Jackson, Ga.
45	Reggie Carter	ILB	Jr.	6-1	228	2VL	Snellville, Ga.
82	Michael Chigbu	WR	So.	6-2	216	1VL	New Orleans, La.
33	Kirby Choates	DB	So.	6-0	198	1VL	East Point, Ga.
27	Nick Chubb	TB	Jr.	5-10	220	2VL	Cedartown, Ga.
52	Tyler Clark	DL	Fr.	6-4	309	HS	Americus, Ga.
74	Ben Cleveland	OL	Fr.	6-6	345	HS	Toccoa, Ga.
56	John Courson	SN	RSo.	5-11	190	SQ	Athens, Ga.
97	Will Cowart	P	RSo.	6-3	164	SQ	Warner Robins, Ga.
30	Tae Crowder	RB	RFr.	6-3	220	SQ	Hamilton, Ga.
35	Aaron Davis	CB	Jr.	6-1	190	2VL	Locust Grove, Ga.
85	Jordan Davis	TE	Jr.	6-4	235	2VL	Thomson, Ga.
81	Reggie Davis	FLK	Sr.	6-0	170	3VL	Tallahassee, Fla.
22	Brendan Douglas	TB	Sr.	5-11	215	3VL	Augusta, Ga.
10	Jacob Eason	QB	Fr.	6-5	211	HS	Lake Stevens, Wash.
64	Jake Edwards	OG	RSo.	6-4	284	SQ	Franklin, Ga.
26	Otamere Enadeghe	CB	RFr.	5-11	160	SQ	Atlanta, Ga.
57	Alex Essex	DT	RSo.	6-5	276	SQ	Richmond, Va.
31	Shattle Fenteng	CB	Sr.	6-2	185	SQ	Loganville, Ga.
49	Turner Fortin	FB	RFr.	6-1	230	SQ	Johns Creek, Ga.
69	Trent Frix	SN	Sr.	6-0	211	1VL	Calhoun, Ga.
53	Lamont Gaillard	OG	RSo.	6-2	298	SQ	Fayetteville, N.C.
5	Terry Godwin	WR	So.	5-11	174	1VL	Hogansville, Ga.
25	Jonah Guinn	SS	Sr.	6-0	191	SQ	Walnut Grove, Ga.
76	Carson Hall	OL	Sr.	6-5	295	SQ	Dallas, Ga.
92	William Ham	PK	RSo.	6-3	175	SQ	Macon, Ga.
63	Sage Hardin	OL	RFr.	6-6	281	SQ	Atlanta, Ga.
4	Mecole Hardman	ATH	Fr.	5-11	180	HS	Bowman, Ga.
88	Jackson Harris	TE	So.	6-6	247	1VL	Columbia, Tenn.
96	DaQuan Hawkins	DT	So.	6-4	302	1VL	Atlanta, Ga.
80	Charlie Hegedus	WR	Sr.	6-2	202	SQ	Marietta, Ga.
35	Brian Herrien	RB	Fr.	6-0	205	HS	Manchester, Ga.
59	Matthew Herzwurm	SN	Jr.	6-0	233	SQ	Augusta, Ga.
29	Tim Hill	CB	Sr.	5-11	170	TR	Atlanta, Ga.
13	Elijah Holyfield	RB	Fr.	5-11	209	HS	College Park, Ga.
60	Mirko Jurkovic	OL	RFr.	6-5	275	SQ	South Bend, Ind.
46	Michael Keene	OLB	Fr.	6-2	196	HS	Savannah, Ga.
42	Tim Kimbrough	ILB	Sr.	6-0	226	3VL	Indianapolis, Ind.
66	Solomon Kindley	OL	Fr.	6-4	370	HS	Jacksonville, Fla.
54	Brandon Kublanow	C/OG	Sr.	6-3	282	3VL	Marietta, Ga.

No.	Name	POS	CL	HT	WT	EXP	Hometown
32	Jaleel Lagains	OLB	Fr.	6-2	220	HS	Watkinsville, Ga.
11	Greyson Lambert	QB	Sr.	6-5	220	1VL	Jesup, Ga.
13	Jonathan Ledbetter	DE	So.	6-4	251	1VL	Tucker, Ga.
48	Kyle LeStrange	FB	Sr.	6-0	233	SQ	Milton, Ga.
95	Marshall Long	P	Fr.	6-2	223	HS	China Grove, N.C.
43	Tommy Long	OLB	Sr.	6-2	231	SQ	Marietta, Ga.
67	Sam Madden	OL	RFr.	6-6	346	SQ	Barneget, N.J.
91	Chauncey Manac	OLB	Fr.	6-3	255	HS	Fargo, Ga.
51	David Marshall	OLB/DE	Fr.	6-3	270	HS	Thomaston, Ga.
20	Quincy Mauger	FS	Sr.	6-0	200	3VL	Marietta, Ga.
8	Shaun McGee	OLB	Jr.	6-3	232	SQ	Snellville, Ga.
26	Tyrique McGhee	DB	Fr.	5-10	177	HS	Byron, Ga.
36	Rico McGraw	DB	So.	6-0	192	1VL	Nashville, Tenn.
16	Isaiah McKenzie	WR	Jr.	5-8	170	2VL	Miami, Fla.
22	Avery McNeely	CB	Jr.	5-8	180	SQ	Athens, Ga.
1	Sony Michel	TB	Jr.	5-11	212	2VL	Plantation, Fla.
43	Nick Moore	FB	So.	6-3	245	SQ	Snellville, Ga.
18	Isaac Nauta	TE	Fr.	6-4	237	HS	Buford, Ga.
14	Malkom Parrish	CB	Jr.	5-10	188	2VL	Quitman, Ga.
6	Natrez Patrick	ILB	So.	6-3	248	1VL	Atlanta, Ga.
47	Christian Payne	FB	Jr.	6-1	232	2VL	Athens, Ga.
84	Wyatt Payne	WR	RFr.	6-1	175	SQ	Dublin, Ga.
29	Matt Price	WR	RSo.	6-0	197	SQ	Snellville, Ga.
94	Thomas Pritchard	PK	Sr.	5-10	163	SQ	Louisville, Ga.
73	Greg Pyke	OG	Sr.	6-6	313	2VL	Baltimore, Md.
12	Brice Ramsey	QB/P	Jr.	6-3	213	2VL	Kingsland, Ga.
38	Ryne Rankin	ILB	Sr.	6-1	218	3VL	Orlando, Fla.
95	Hudson Reynolds	SN	RFr.	6-4	215	SQ	Bainbridge, Ga.
86	Riley Ridley	WR	Fr.	6-2	195	HS	Coconut Creek, Fla.
5	Julian Rochester	DL	Fr.	6-5	327	HS	Powder Springs, Ga.
93	Mitchell Rostowsky	PK	Fr.	6-4	165	HS	Roswell, Ga.
39	Rashad Roundtree	DB	So.	6-1	205	1VL	Evans, Ga.
24	Dominick Sanders	SS	Jr.	6-0	189	2VL	Tucker, Ga.
56	Billy Seward	OT	Jr.	6-3	260	SQ	Watkinsville, Ga.
87	Tyler Simmons	WR	Fr.	6-0	194	HS	Powder Springs, Ga.
55	Dyshon Sims	OG	Jr.	6-4	293	2VL	Valdosta, Ga.
3	Roquan Smith	ILB	So.	6-1	217	1VL	Montezuma, Ga.
2	Jayson Stanley	WR	So.	6-2	204	SQ	Fairburn, Ga.
90	Tanner Stumpe	P	RSo.	5-8	166	SQ	Albany, Ga.
75	Thomas Swilley	OG	Jr.	6-3	295	SQ	Athens, Ga.
44	Juwon Taylor	ILB	So.	6-1	199	1VL	Hollywood, Fla.
78	Trenton Thompson	DT	So.	6-4	307	1VL	Albany, Ga.
9	Kenneth Towns	SE	Sr.	6-3	202	3VL	Albany, Ga.
32	Ridge Underwood	ILB	Sr.	6-2	231	SQ	Moultrie, Ga.
25	Steven Van Tiflin	WR	RSo.	6-1	201	SQ	Saginaw, Mich.
2	Sam Vaughn	QB	RSo.	6-3	189	SQ	Fort Pierce, Fla.
15	D'Andre Walker	OLB	So.	6-3	224	1VL	Fairburn, Ga.
46	Glenn Welch	FB	Jr.	6-3	244	1VL	Jesup, Ga.
9	Reggie Wilkerson	CB	Jr.	5-11	176	1VL	Citra, Fla.
23	Shakenneth Williams	WR	Jr.	6-1	199	2VL	Macon, Ga.
19	Jarvis Wilson	SS	So.	6-2	190	1VL	Tupelo, Miss.
28	Shaquary Wilson	TB	So.	6-1	200	1VL	Coral Gables, Fla.
6	Javon Wims	WR	Jr.	6-4	220	JC	Miami, Fla.
89	Charlie Woerner	TE	Fr.	6-5	249	HS	Tiger, Ga.
77	Isaiah Wynn	OG	Jr.	6-2	278	2VL	St. Petersburg, Fla.
92	Justin Young	DE	RFr.	6-4	265	SQ	Loganville, Ga.

YEAR-BY-YEAR RECORDS

Year	Coach	SEC	SEC Finish	Overall	Bowls
1892	Dr. Charles Herty	1-1			
1893	Ernest Brown	2-2-1			
1894	Robert Winston	5-1			
1895	Glenn "Pop" Warner	3-4			
1896	Glenn "Pop" Warner	4-0			
1897	Charles McCarthy	2-1			
1898	Charles McCarthy	4-2			
1899	Gordon Saussy	2-3-1			
1900	E. E. Jones	2-4			
1901	Billy Reynolds	1-5-2			
1902	Billy Reynolds	4-2-1			
1903	M. M. Dickinson	3-4			
1904	Charles A. Barnard	1-5			
1905	M. M. Dickinson	1-5			
1906	W. S. Whitney	2-4-1			
1907	W. S. Whitney	4-3-1			
1908	Branch Bocock	5-2-1			
1909	J. Coulter Frank Dobson	1-4-2			
1910	W. A. Cunningham	6-2-1			
1911	W. A. Cunningham	7-1-1			
1912	W. A. Cunningham	6-1-1			
1913	W. A. Cunningham	6-2			
1914	W. A. Cunningham	3-5-1			
1915	W. A. Cunningham	5-2-2			
1916	W. A. Cunningham	6-3			
1919	W. A. Cunningham	4-2-3			
1920	H. J. Stegeman	8-0-1			
1921	H. J. Stegeman	7-2-1			
1922	H. J. Stegeman	5-4-1			
1923	George Woodruff	5-3-1			
1924	George Woodruff	7-3			
1925	George Woodruff	4-5			
1926	George Woodruff	5-4			
1927	George Woodruff	9-1			
1928	Harry Mehre	4-5			
1929	Harry Mehre	6-4			
1930	Harry Mehre	7-2-1			
1931	Harry Mehre	8-2			
1932	Harry Mehre	2-5-2			
1933	Harry Mehre	3-1	3	8-2	--
1934	Harry Mehre	3-2	5	7-3	--
1935	Harry Mehre	2-4	11	6-4	--
1936	Harry Mehre	3-3	6	5-4-1	--
1937	Harry Mehre	1-2-2	10	6-3-2	--
1938	Joel Hunt	1-2-1	9	5-4-1	--
1939	Wally Butts	1-3	9	5-6	--
1940	Wally Butts	2-3-1	7	5-4-1	--
1941	Wally Butts	3-1-1	4	9-1-1	Orange
1942	Wally Butts	6-1	1	11-1	Rose
1943	Wally Butts	0-3	4t	6-4	--
1944	Wally Butts	4-2	3	7-3	--
1945	Wally Butts	4-2	4	9-2	Oil
1946	Wally Butts	5-0	1t	11-0	Sugar
1947	Wally Butts	3-3	4t	7-4-1	Gator
1948	Wally Butts	6-0	1	9-2	Orange
1949	Wally Butts	1-4-1	10t	4-6-1	--
1950	Wally Butts	3-2-1	6	6-2-3	Presidential
1951	Wally Butts	2-4	9t	5-5	--
1952	Wally Butts	4-3	5	7-4	--
1953	Wally Butts	1-5	10t	3-7	--
1954	Wally Butts	3-2-1	5	6-3-1	--
1955	Wally Butts	2-5	11	4-6	--
1956	Wally Butts	1-6	12	3-6-1	--
1957	Wally Butts	3-4	9	3-7	--
1958	Wally Butts	2-4	10	4-6	--
1959	Wally Butts	7-0	1	10-1	Orange
1960	Wally Butts	4-3	6	6-4	--
1961	Johnny Griffith	2-5	9	3-7	--
1962	Johnny Griffith	2-3-1	7t	3-4-3	--
1963	Johnny Griffith	2-4	9	4-5-1	--
1964	Vince Dooley	4-2	2t	7-3-1	Sun
1965	Vince Dooley	3-3	6t	6-4	--
1966	Vince Dooley	6-0	1t	10-1	Cotton
1967	Vince Dooley	4-2	3t	7-4	Liberty
1968	Vince Dooley	5-0-1	1	8-1-2	Sugar
1969	Vince Dooley	2-3-1	6	5-5-1	Sun
1970	Vince Dooley	3-3	5t	5-5	--
1971	Vince Dooley	5-1	2t	11-1	Gator
1972	Vince Dooley	4-3	5	7-4	--
1973	Vince Dooley	3-4	5t	7-4-1	Peach
1974	Vince Dooley	4-2	2t	6-6	Tangerine
1975	Vince Dooley	5-1	2t	9-3	Cotton
1976	Vince Dooley	5-1	1t	10-2	Sugar
1977	Vince Dooley	2-4	7	5-6	--
1978	Vince Dooley	5-0-1	2	9-2-1	Bluebonnet
1979	Vince Dooley	5-1	2	6-5	--
1980	Vince Dooley	6-0	1	12-0	Sugar
1981	Vince Dooley	6-0	1t	10-2	Sugar
1982	Vince Dooley	6-0	1	11-1	Sugar

Year	Coach	SEC	SEC Finish	Overall	Bowls
1983	Vince Dooley	5-1	2	10-1-1	Cotton
1984	Vince Dooley	4-2	3t	7-4-1	Citrus
1985	Vince Dooley	3-2-1	4	7-3-2	Sun
1986	Vince Dooley	4-2	2t	8-4	Hall of Fame
1987	Vince Dooley	4-2	4t	8-4	Liberty
1988	Vince Dooley	5-2	3	9-3	Gator
1989	Ray Goff	4-3	4t	6-6	Peach
1990	Ray Goff	2-5	6t	4-7	--
1991	Ray Goff	4-3	4t	9-3	Independence
1992	Ray Goff	6-2	T1-E	10-2	Citrus
1993	Ray Goff	2-6	4-E	5-6	--
1994	Ray Goff	3-4-1	4-E	6-4-1	--
1995	Ray Goff	3-5	3-E	6-6	Peach
1996	Jim Donnan	3-5	4-E	5-6	--
1997	Jim Donnan	6-2	2-E	10-2	Outback
1998	Jim Donnan	6-2	3-E	9-3	Peach
1999	Jim Donnan	5-3	3-E	8-4	Outback
2000	Jim Donnan	5-3	T2-E	8-4	Oahu
2001	Mark Richt	5-3	T3-E	8-4	Music City
2002	Mark Richt	7-1	1-E	13-1	Sugar
2003	Mark Richt	6-2	T1-E	11-3	Capital One
2004	Mark Richt	6-2	2-E	10-2	Outback
2005	Mark Richt	6-2	1-E	10-3	Sugar
2006	Mark Richt	4-4	T3-E	9-4	Chick-fil-A
2007	Mark Richt	6-2	T1-E	11-2	Sugar
2008	Mark Richt	6-2	2-E	10-3	Capital One
2009	Mark Richt	4-4	T2-E	8-5	Independence
2010	Mark Richt	3-5	T3-E	6-7	Liberty
2011	Mark Richt	7-1	1-E	10-4	Outback
2012	Mark Richt	7-1	1-E	12-2	Capital One
2013	Mark Richt	5-3	3-E	8-5	Gator
2014	Mark Richt	6-2	2-E	10-3	Belk
2015	Mark Richt	5-3	2-E	9-3	--
2015	Bryan McClendon			1-0	TaxSlayer

BOWL RESULTS (29-19-3)

Bowl	Opponent	Result	Date
Orange	Texas Christian	W 40-26	1-1-42
Rose	UCLA	W 9-0	1-1-43
Oil	Tulsa	W 20-6	1-1-46
Sugar	North Carolina	W 20-10	1-1-47
Gator	Maryland	T 20-20	1-1-48
Orange	Texas	L 28-41	1-1-49
Presidential	Texas A&M	L 20-40	12-9-50
Orange	Missouri	W 14-0	1-1-60
Sun	Texas Tech	W 7-0	12-26-64
Cotton	Southern Methodist	W 24-9	12-31-66
Liberty	North Carolina State	L 7-14	12-16-67
Sugar	Arkansas	L 2-16	1-1-69
Sun	Nebraska	L 6-45	12-20-69
Gator	North Carolina	W 7-3	12-31-71
Peach	Maryland	W 17-16	12-28-73
Tangerine	Miami-Ohio	L 10-21	12-20-74
Cotton	Arkansas	L 10-31	1-1-76
Sugar	Pittsburgh	L 3-27	1-1-77
Bluebonnet	Stanford	L 22-25	12-31-78
Sugar	Notre Dame	W 17-10	1-1-81
Sugar	Pittsburgh	L 20-24	1-1-82
Sugar	Penn State	L 23-27	1-1-83
Cotton	Texas	W 10-9	1-2-84
Citrus	Florida State	T 17-17	12-22-84
Sun	Arizona	T 13-13	12-28-85
Hall of Fame	Boston College	L 24-27	12-23-86
Liberty	Arkansas	W 20-17	12-29-87
Gator	Michigan State	W 34-27	1-1-89
Peach	Syracuse	L 18-19	12-30-89
Independence	Arkansas	W 24-15	12-29-92
Citrus	Ohio State	W 21-14	1-1-93
Peach	Virginia	L 27-34	12-30-95
Outback	Wisconsin	W 33-6	1-1-98
Peach	Virginia	W 35-33	12-31-98
Outback	Purdue	W 28-25 OT	1-1-00
Oahu	Virginia	W 37-14	12-24-00
Music City	Boston College	L 16-20	12-28-01
Sugar	Florida State	W 26-13	1-1-03
Capital One	Purdue	W 34-27 OT	1-1-04
Outback	Wisconsin	W 24-21	1-1-05
Sugar	West Virginia	L 35-38	1-2-06
Chick-fil-A	Virginia Tech	W 31-24	12-30-06
Sugar	Hawai'i	W 41-10	1-1-08
Capital One	Michigan State	W 24-12	1-1-09
Independence	Texas A&M	W 44-20	12-28-09
Liberty	Central Florida	L 6-10	12-31-10
Outback	Michigan State	L 30-33 (3OT)	1-2-12
Capital One	Nebraska	W 45-31	1-1-13
Gator	Nebraska	L 19-24	1-1-14
Belk	Louisville	W 37-14	12-30-14
TaxSlayer	Penn State	W 24-17	1-2-16



KENTUCKY

ALABAMA • ARKANSAS • AUBURN • FLORIDA • GEORGIA • KENTUCKY • LSU • OLE MISS



2016 SCHEDULE

Sept. 3	SOUTHERN MISS	(ESPNU 7:30 ET)	UK leads 2-0
Sept. 10	at Florida*	(CBS 3:30 ET)	UF leads 49-17
Sept. 17	NEW MEXICO STATE	(SEC Net. Alt. 4:00 ET)	First meeting
Sept. 24	SOUTH CAROLINA*		USC leads 17-9-1
Oct. 1	at Alabama*		UA leads 36-2-1
Oct. 8	VANDERBILT*		Series tied 42-42-4
Oct. 22	MISSISSIPPI STATE*		MSU leads 22-21
Oct. 29	at Missouri*		Series tied 3-3
Nov. 5	GEORGIA*		UGA leads 55-12-2
Nov. 12	at Tennessee*		UT leads 78-24-9
Nov. 19	AUSTIN PEAY		First meeting
Nov. 26	at Louisville		Series tied 14-14

*SEC Game

University of Kentucky Wildcats Quick Facts

LOCATION: Lexington, Kentucky

FOUNDED: 1865

ENROLLMENT: 30,000

NICKNAME: Wildcats

COLORS: Blue (PMS 286) and White

STADIUM: Commonwealth (61,000)

PLAYING SURFACE: Synthetic/UBU
Speed Series

FIRST GAME: Sept. 15, 1973 –
Kentucky 31, Virginia Tech 26

HOME RECORD: 147-127-4 (53.6)

HOME ATTENDANCE: 490,361
(61,295/100.5% capacity)

ALL-TIME RECORD: 592-606-44

2015 RECORD: 5-7

2015 SEC RECORD/FINISH: 2-6
T4th SEC East


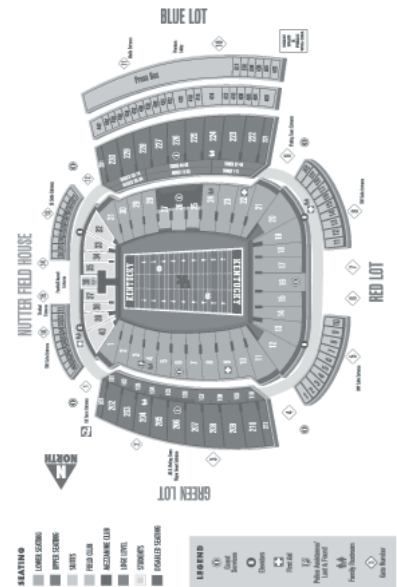
SEC CHAMPIONSHIPS: 2 (1950,
76t)

BOWL: N/A

BOWL APPEARANCES: 15

BOWL RECORD: 8-7 (.533)

LAST BOWL APPEARANCE: BBVA
Compass Bowl, Birmingham, Ala.
(lost to Pittsburgh, 10-27, Jan. 8,
2011)



DR. ELI CAPILOUTO
President
(Alabama, '71)



JOSEPH L. FINK III
Faculty Representative
(Philadelphia College of
Pharmacy & Science, '70)



MITCH BARNHART
Athletics Director
(Ottawa, '81)



MARK STOOPS
Head Football Coach
(Iowa, '89)

MARK STOOPS



ALMA MATER: Iowa (1989)

PLAYING CAREER: Defensive back at the University of Iowa, 1985-89

PLAYING ACCOMPLISHMENTS: Participated in four bowl games

COACHING EXPERIENCE: Iowa, graduate assistant, 1990-91; Nordon High School, defensive backs, 1992-95; South Florida, defensive backs, 1996; Wyoming, defensive backs, 1997-99; Houston, co-defensive coordinator, safeties, 2000; Miami (Fla.), defensive backs 2001-03; Arizona, defensive coordinator, defensive backs, 2004-09; Florida State, defensive coordinator, defensive backs, 2010-12; Kentucky, head coach, 2013-present

COACHING ACCOMPLISHMENTS: Participated in 10 bowl games as a coach -- two Rose, two Orange, two Holiday, Fiesta, Las Vegas, Chick-fil-A, Champs Sports; won national championship for 2001 season at Miami

WIFE: Chantel

CHILDREN: Will, Zack

YEAR-BY-YEAR

Year	School	Conf.	Pct.	All	Pct.	Bowl
2013	Kentucky	0-8	.000	2-10	.167	
2014	Kentucky	2-6	.250	5-7	.417	
2015	Kentucky	2-6	.250	5-7	.417	
TOTALS		4-20		12-24		3 Years
BOWL RECORD:		N/A				

ASSISTANT COACHES

JIMMY BRUMBAUGH (Auburn, 2003), Defensive Line, 4th year

MATT HOUSE (Michigan State, 2000), Inside Linebackers/Special Teams Coordinator, 1st year

STEVE CLINKSCALE (Ashland, 2000), Defensive Backs, 1st year

D.J. ELIOT (Wyoming, 1999), Defensive Coordinator/Outside Linebackers, 4th year

EDDIE GRAN (Cal Lutheran, 1987), Assistant Head Coach for Offense/Running Backs, 1st year

DARIN HINSHAW (Central Florida, 1993), Co-Offensive Coordinator/Quarterbacks, 1st year

VINCE MARROW (Toledo, 1992), Tight Ends/Recruiting Coordinator, 4th year

JOHN SCHLARMAN (Kentucky, 1997), Offensive Line, 4th year

LAMAR THOMAS (Miami, 2008), Wide Receivers, 1st year

SUPPORT STAFF

MARC HILL (Iowa Wesleyan, 1993) Executive Associate Director of Athletics

COREY EDMOND (N.C. State, 2003) Strength and Conditioning Coach

FRANK BUFFANO (Arizona, 2006) Director of Football Operations

DAN BEREZOWITZ (Wisconsin-Whitewater, 1994) Director of Recruiting Operations

JOSH PRUITT (Troy, 2006) Director of Player Development

JIM MADALENO (Michigan State, 1980) Head Athletic Trainer

TOM KALINOWSKI (Kentucky, 1978) Equipment Manager

CHRISTIAN FIERO (Eastern Kentucky, 2008) Coaching Video Coordinator

SHANE FANNIN (Morehead State, 1991) Director of Sports Video

MONICA FOWLER (Registered Dietitian)



KENTUCKY

ALABAMA • ARKANSAS • AUBURN • FLORIDA • GEORGIA • KENTUCKY • LSU • OLE MISS

RETURNING OFFENSIVE STARTERS

Name	POS	CLASS	HT	WT	EXP	Hometown/Last School
Stanley "Boom" Williams	RB	5-9	196	Jr.	2L	Monroe, Ga.
Jeff Badet	WR	6-0	175	Jr.	2L	Orlando, Fla.
Dorian Baker	WR	6-3	208	Jr.	2L	Cleveland Heights, Ohio
Garrett Johnson	WR	5-11	175	Jr.	2L	Winter Garden, Fla.
C.J. Conrad	TE	6-5	245	So.	1L	LaGrange, Ohio
Kyle Meadows	OT	6-5	302	Jr.	2L	West Chester, Ohio
Nick Haynes	OG	6-3	308	Jr.	2L	Niceville, Fla.
Ramsey Meyers	OG	6-4	320	Jr.	2L	Orange Park, Fla.
Jon Toth	C	6-5	310	Sr.	3L	Indianapolis, Ind.

RETURNING DEFENSIVE STARTERS

Name	POS	CLASS	HT	WT	EXP	Hometown/Last School
Denzil Ware	DE/LB	6-2	255	So.	1L	Opp, Ala.
Regie Meant	DT	6-4	302	Jr.	2L	Cape Coral, Fla.
Derrick Baity	CB	6-3	180	So.	1L	Tampa, Fla.
Blake McClain	CB	5-11	200	Sr.	3L	Winter Park, Fla.
Chris Westry	CB	6-4	195	So.	1L	Orange Park, Fla.
Marcus McWilson	S	6-0	208	Sr.	3L	Youngstown, Ohio

STARTERS LOST

Name	POS	CLASS	HT	WT	EXP	Hometown/Last School
Jordan Swindle	LT	Sr.	6-7	309	4L	St. John's, Fla.
Patrick Towles	QB	Jr.	6-5	240	3L	Fl. Thomas, Ky.
Ryan Flannigan	LB	Sr.	6-2	225	2L	Missouri City, Texas
Josh Forrest	LB	Sr.	6-3	255	4L	Paducah, Ky.
Farrington Huguenin	DE	Sr.	6-4	282	4L	Columbia, S.C.
Cory Johnson	DT	Sr.	6-3	300	2L	Columbia, S.C.
A.J. Stamps	S	Sr.	6-0	205	2L	Vicksburg, Miss.
Landon Foster	P	Sr.	6-1	178	4L	Franklin, Tenn.
Kelly Mason	SNAP	Sr.	6-3	235	4L	Rockton, Ill.

RETURNING STATISTICAL LEADERS

RUSHING:						
	ATT	YARDS	AVG	TDS		
Stanley Williams	121	855	7.1	6		
Jojo Kemp	98	555	5.7	6		
Mikel Horton	82	318	3.9	3		
Sihem King	11	127	11.5	1		
PASSING:						
	ATT	COMP	INT	TDS	YARDS	PCT
Drew Barker	35	70	2	1	364	50.0
RECEIVING:						
	REC	YARDS	AVG	AVG/GAME	TDS	
Dorian Baker	55	608	11.1	50.7	3	
Garrett Johnson	46	694	15.1	57.8	2	
Jeff Badet	29	430	14.8	35.8	2	
Blake Bone	20	210	10.5	19.1	1	
C.J. Conrad	15	149	9.9	12.4	1	
Stanley Williams	13	74	5.7	7.4	0	
Ryan Timmons	12	114	9.5	9.5	1	
TACKLES:						
	TOTAL	SOLO	ASST	INT	SACKS	TFL (YDS)
Marcus McWilson	66	32	34	0	1.0	1.5 (8)
Denzil Ware	39	22	17	0	1.0	5.5 (13)
Mike Edwards	39	25	14	1	0	2.0 (4)
Chris Westry	36	23	13	2	1.0	1.5

2015 RESULTS

5-7 Overall • 2-6 SEC

Home: 4-4 Away: 1-3 Neutral: 0-0 vs. Division: 2-4 vs. Top 25: 1-0

Sept. 5	[-/RV] UL LAFAYETTE	62,933	W, 40-33
Sept. 12	at South Carolina* (rv/rv)	82,178	W, 26-22
Sept. 19	[RV/RV] FLORIDA* (rv/rv)	63,040	L, 9-14
Sept. 26	MISSOURI* (25/23)	58,008	W, 21-13
Oct. 3	[-/RV] EASTERN KENTUCKY	63,380	W, 34-27 OT
Oct. 15	[RV/RV] AUBURN*	63,407	L, 27-30
Oct. 24	at Mississippi State*(rv/rv)	61,168	L, 16-42
Oct. 31	TENNESSEE	60,886	L, 21-52
Nov. 7	at Georgia*	92,736	L, 3-27
Nov. 14	at Vanderbilt*	30,301	L, 17-21
Nov. 21	CHARLOTTE	56,195	W, 58-10
Nov. 28	LOUISVILLE	62,512	L, 24-38

[AP/Coaches] - Denotes team ranking at the time of the game;

[AP/Coaches] - Denotes opponent ranking at the time of the game

KENTUCKY Team Information

BASIC OFFENSE: Multiple pro-style

BASIC DEFENSE: 3-4

LETTERMEN RETURNING: 41

OFFENSE: 22

DEFENSE: 17

SPECIALTY: 2

LETTERMEN LOST: 23

OFFENSE: 6

DEFENSE: 14

SPECIALTY: 3

STARTERS RETURNING: 16

OFFENSE: 9

DEFENSE: 6

SPECIALTY: 1

STARTERS LOST: 9

OFFENSE: 2

DEFENSE: 5

SPECIALTY: 2

NOTE: Specialists include punter and place-kicker only.

ALL-STAR CANDIDATES

C.J. CONRAD

Sophomore • Tight End • 6-5 • 245 • LaGrange, Ohio



- Conrad led all SEC freshman tight ends with 15 catches for 149 yards and one touchdown. He was named Third-Team Athlon Sports Freshman All-America and was tabbed to the SEC All-Freshman Team by the league coaches, the first tight end honored for UK since 2010. He also was on the SEC Academic Honor Roll.
- Conrad was on the John Mackey Award Midseason Watch List, given to the nation's best tight end — one of just two freshman tight ends on the list. He played in all 12 games with nine starts.
- Earned consistent praise from the coaching staff for his service in run blocking in the first three games of the year, before breaking out with his first three career catches for 55 yards and a TD in the win over No. 23 Missouri.

Jon TOTH

Senior • Center • 6-5 * 310 • Indianapolis, Ind.



- Toth headlines the offensive line as he has started in 35 consecutive games and is considered one of the top centers in college football.
- Toth was a nominee for the Rimington Trophy last season, given to the nation's top center, after helping UK's four-man running back rotation collect 1,855 yards. He helped Stanley "Boom" Williams average a school single-season record of 7.1 yards per carry.
- Toth is a three-time SEC Academic Honor Roll Member and is set to graduate in December with a degree in mechanical engineering.

Chris WESTRY

Sophomore • Cornerback • 6-4 • 195 • Orange Park, Fla.



- Westry was named Third-Team Athlon Sports Freshman All-America and tabbed to the SEC All-Freshman Team by the league coaches after breaking up a team-leading eight passes, finishing with 36 tackles, 1.5 tackles for a loss, one sack and two interceptions and adding a QB hurry.
- Westry started all 12 games at cornerback as a true freshman and broke up at least one pass in eight games
- He picked off his first career pass to clinch UK's win at South Carolina, adding a key pass break-up, sack and QB hurry and snapped Dak Prescott's streak of passes without an interception at Mississippi State, keeping UK quarterback Andre' Woodson the SEC record-holder in that category.

Stanley "Boom" WILLIAMS

Junior * Running Back * 5-9 * 196 * Monroe, Ga.



- Williams had a strong sophomore season, starting 10 games and leading the team in rushing attempts (121), rushing yards (855) and rushing TDs (six). He set a new single-season UK record with a 7.1 yards per carry mark and caught 13 passes for 74 yards. He was listed on the Paul Hornung Award Watch List for the nation's most versatile player.
- Williams opened the 2015 season with 100 yards rushing in wins over UL Lafayette and at South Carolina and went on to total five games with 100 or more yards rushing, including a career-high 140 yards vs. Charlotte.



KENTUCKY

ALABAMA • ARKANSAS • AUBURN • FLORIDA • GEORGIA • KENTUCKY • LSU • OLE MISS

2016 ALPHABETICAL ROSTER

No.	Name	POS	HT	WT	CL-EXP	Hometown
41	Josh Allen	LB	6-5	230	So-1L	Montclair, N.J.
64	George Asafo-Adjei	OT	6-5	315	So-1L	West Chester, Ohio
13	Jeff Badet	WR	6-0	180	Jr-2L	Orlando, Fla. (Freedom)
29	Derrick Baily	CB	6-3	182	So-1L	Tampa, Fla. (H.B. Plant)
2	Dorian Baker	WR	6-3	208	Jr-2L	Cleveland Heights, Ohio
45	Jaylin Bannerman	LB	6-5	220	Fr-HS	Pickerington, Ohio
7	Drew Barker	QB	6-3	225	So-1L	Burlington, Ky.
39	Elijah Barnett	LB	6-3	230	Fr-RS	Lexington, Ky.
55	David Baumer	OG	6-5	309	So-Sq	Cincinnati, Ohio
28	Kei Beckham	CB	5-11	175	Fr-RS	Trotwood, Ohio
92	Alvonte Bell	DE	6-5	260	Jr-JC	Miramar, Fla.
35*	Brayden Berezowitz	WR	5-9	158	Fr-HS	Lexington, Ky.
36*	Bryan Berezowitz	WR	5-9	165	Fr-HS	Lexington, Ky.
53	Blake Best	LS	6-1	246	Fr-RS	Duluth, Ga.
43	Logan Blue	LB/LS	6-4	240	So-Sq	Owensboro, Ky.
6	Blake Bone	WR	6-5	213	Jr-2L	Woodruff, S.C.
47	Jordan Bonner	LB	6-5	220	So-JC	Lyndhurst, Ohio
31*	David Bouvier	WR	5-9	171	So-Sq	Lexington, Ky.
32*	Eli Brown	LB	6-2	215	Fr-RS	Bowling Green, Ky.
30*	Isaiah Brown	CB	6-0	180	Fr-RS	Martinez, Ga.
38	Alex Brownell	LB	6-2	215	Fr-RS	Union, Ky.
95	Miles Butler	K	5-9	171	So-1L	Paducah, Ky.
90	T.J. Carter	DE	6-4	275	Fr-HS	Mableton, Ga.
48	Will Thomas Collins	FB	5-11	241	Sr-1L	Jackson, Ky.
87	C.J. Conrad	TE	6-5	245	So-1L	LaGrange, Ohio
93*	Ja'Quize Cross	DL	6-3	312	Fr-HS	New Market, Ala.
56	Kash Daniel	LB	6-1	241	Fr-HS	Paintsville, Ky.
20*	Kengera Daniel	DE	6-5	260	So-1L	Raleigh, N.C.
98	Tymere Dubose	DT	6-5	320	So-1L	Youngstown, Ohio
27	Mike Edwards	S	6-0	200	So-1L	Cincinnati, Ohio
69*	Matt Elam	NG	6-7	360	Jr-2L	Elizabethtown, Ky.
49	Tanner Fink	TE/FB	6-2	251	Sr-Sq	Louisville, Ky.
40	Nico Frios	LB	6-2	242	So-Sq	Longwood, Fla.
79	Luke Fortner	OT	6-6	305	Fr-HS	Sylvania, Ohio
37	Spencer Foy	LB	6-4	226	So-Tr	Louisville, Ky.
17*	Tobias Gilliam	DB	5-11	193	Fr-HS	Dayton, Ohio
62	Dylan Greenberg	C	6-2	302	Jr-Sq	Tucson, Ariz.
8*	Jabari Greenwood	WR	6-3	195	Fr-RS	Washington, D.C.
3*	Jordan Griffin	DB	6-0	177	Fr-HS	Jonesboro, Ga.
11*	J.D. Harmon	CB	6-2	200	Sr-3L	Paducah, Ky.
85	Greg Hart	TE	6-5	245	Jr-Tr	Dayton, Ohio
68	Nick Haynes	OG	6-3	316	Jr-2L	Niceville, Fla.
12	Gunnar Hoak	QB	6-4	200	Fr-HS	Dublin, Ohio
81	Dakota Holzclaw	WR	6-7	216	Fr-HS	Columbus, Ohio
4*	Mikel Horton	RB	6-1	230	Jr-2L	West Chester, Ohio
89	Zy'Aire Hughes	ATH	6-1	190	Fr-HS	Paducah, Ky.
36*	Jacob Hyde	NG/FB	6-2	320	Jr-Sq	Manchester, Ky.
52	Drake Jackson	C	6-2	302	Fr-HS	Versailles, Ky.
9*	Garrett Johnson	WR	5-11	175	Jr-2L	Winter Garden, Fla.
15*	Stephen Johnson	QB	6-2	183	Jr-JC	Rancho Cucamonga, Cal.
24*	Zach Johnson	RB	5-10	193	Fr-HS	Cincinnati, Ohio
34	Jordan Jones	LB	6-2	220	So-1L	Youngstown, Ohio
3*	Jojo Kemp	RB	5-10	200	Sr-3L	DeLand, Fla.
20*	Ryan Kendall	WR	5-10	193	So-Sq	Charlotte, N.C.
22	Sihiem King	RB	5-9	172	So-1L	Colquitt, Ga.
91*	Kevin Kirby	DL	6-6	270	Fr-HS	Louisville, Ky.
93*	Bryan Kirshe	P	6-0	150	So-Sq	Sarasota, Fla.
44	De'Niro Laster	LB	6-4	241	Jr-Tr	Cleveland Heights, Ohio

No.	Name	POS	HT	WT	CL-EXP	Hometown
75	Tate Leavitt	OT	6-6	310	Jr-JC	Thornville, Ohio
86	Darryl Long	TE	6-4	246	So-1L	Westerville, Ohio
59	Kordell Looney	DT	6-3	285	Fr-HS	Springfield, Ohio
51	Courtney Love	LB	6-2	242	Jr-Tr	Youngstown, Ohio
99*	Austin MacGinnis	K	5-10	180	Jr-2L	Wedowee, Ala.
32*	William Mahone	RB	5-9	200	Jr-Sq	Cincinnati, Ohio
16	Davis Mattingly	QB	6-4	217	Fr-RS	Louisville, Ky.
24*	Blake McClain	CB	5-11	200	Sr-3L	Winter Park, Fla.
80*	Grant McKinniss	P	6-1	210	Fr-HS	Findlay, Ohio
15*	Marcus McWilson	S	6-0	210	Sr-3L	Youngstown, Ohio
73	Kyle Meadows	OT	6-5	300	Jr-2L	West Chester, Ohio
96	Regie Meant	DT	6-4	302	Jr-2L	Cape Coral, Fla.
69*	Ramsey Meyers	OG	6-4	305	Jr-2L	Orange Park, Fla.
99*	Adrian Middleton	DT	6-3	303	So-1L	Bowling Green, Ky.
94	Courtney Miggins	DT	6-5	285	So-1L	Lithonia, Ga.
17*	Alexander Montgomery	WR	6-2	210	Jr-2L	Weston, Fla.
74	Cole Mosier	OG	6-6	335	Jr-2L	Walton, Ky.
84	Charles Moushey	WR	6-0	180	Jr-Sq	Westerville, Ohio
57	Zach Myers	C	6-3	305	Sr-2L	Miamisburg, Ohio
91*	Tyler Pack	K	6-4	220	Fr-HS	Paintsville, Ky.
54	Colton Piatt	LS	6-3	221	Fr-HS	Nashville, Tenn.
77*	Naquez Pringle	DT	6-3	320	Jr-JC	Georgetown, S.C.
63	Wells Purdom	OL	6-2	294	Fr-HS	Paducah, Ky.
5	Kendall Randolph	CB	6-0	182	Jr-2L	Tallahassee, Fla.
11*	Tavin Richardson	WR	6-3	216	Fr-RS	Duncan, S.C.
83	Justin Rigg	TE	6-6	251	Fr-HS	Springboro, Ohio
9*	Davonte Robinson	CB	6-2	187	Fr-HS	Lexington, Ky.
80*	Marvin Robinson	WR	6-4	175	Fr-HS	Fort Lauderdale, Fla.
10	Asim "A.J." Rose	RB	6-1	200	Fr-HS	Cleveland, Ohio
19	Kayaune Ross	WR	6-6	225	So-JC	West Chester, Ohio
61	Tristen Salyer	OT	6-5	306	Fr-RS	Oil Springs, Ky.
46	Drew Schlegel	LB	5-11	202	Fr-HS	Parker, Colo.
26	Benny Snell	RB	5-11	220	Fr-HS	Westerville, Ohio
42	Kynan Smith	WR	6-2	188	Fr-RS	Taylorsville, Ky.
65	Jervontius Stallings	C	6-3	318	So-Sq	Hoover, Ala.)
71	Logan Stenberg	OG	6-6	318	Fr-RS	Madison, Ala.
60	Calvin Taylor Jr.	DE	6-9	295	Fr-RS	Augusta, Ga.
1	Ryan Timmons	WR	5-10	198	Sr-3L	Frankfort, Ky.
30*	Ditalian Tobler	RB	5-9	200	Fr-RS	Jacksonville, Fla.
72	Jon Toth	C	6-5	310	Sr-3L	Indianapolis, Ind.
23	Jared Tucker	CB	5-11	175	So-Sq	Stone Mountain, Ga.
25*	Harold Turks	RB	5-10	175	Fr-HS	Nashville, Tenn.
33	Roland Walder	LB	6-3	215	Fr-HS	Dayton, Ohio
88	Charles Walker	WR	5-11	203	Jr-2L	Louisville, Ky.
8*	Kobie Walker	LB	6-3	215	So-Sq	Baltimore, Md.
4*	Marcus Walker	S	6-1	202	Fr-RS	Lake Wales, Fla.
35*	Denzil Ware	DE/LB	6-2	255	So-1L	Opp, Ala.
31*	Jamar "Boogie" Watson	LB	6-3	234	Fr-HS	Forestville, Md.
25*	Darius West	S	6-0	210	So-1L	Lima, Ohio
21	Chris Westry	CB	6-4	195	So-1L	Orange Park, Fla.
18	Stanley "Boom" Williams	RB	5-9	196	Jr-2L	Monroe, Ga.
78	Zane Williams	DT	6-4	290	Sr-Sq	Lexington, Ky.
77*	Mason Wolfe	OT	6-6	305	Fr-RS	Henderson, Ky.
14	Luke Wright	QB	6-4	206	So-Tr	Atlanta, Ga.
58	Tristan Yeomans	LS	6-2	190	So-JC	Waycross, Ga.
67	Landon Young	OL	6-7	305	Fr-HS	Lexington, Ky.

NOTES: * denotes duplicate numbers ... Class is eligibility for 2016 season ... #L = number of letters earned ... Tr = transfer from a four-year school ... JC = junior college ... Sq = squad member who has not earned a varsity letter ... RS = redshirt ... HS = high school

YEAR-BY-YEAR RECORDS

Year	Coach	SEC		Overall	Bowls
		SEC	Finish		
1881	Unknown			1-2	
1891	Unknown			1-1	
1892	Prof. A. M. Miller			2-4-1	
1893	John A. Thompson			5-2-1	
1894	W. P. Finney			5-2	
1895	Charles Mason			4-5	
1896	Dudley Short			3-6	
1897	Lyman B. Eaton			2-4	
1898	W. R. Bass			7-0	
1899	W. R. Bass			5-2-2	
1900	W. H. Kiler			4-6	
1901	W. H. Kiler			2-6-1	
1902	E. W. McLeod			3-5-1	
1903	C. A. Wright			7-1	
1904	F. E. Schact			9-1	
1905	F. E. Schact			6-3-1	
1906	J. White Guyn			4-3	
1907	J. White Guyn			9-1-1	
1908	J. White Guyn			4-3	
1909	E. R. Sweetland			9-1	
1910	E. R. Sweetland			7-2	
1911	P. P. Douglass			7-3	
1912	E. R. Sweetland			7-2	
1913	Alpha Brumage			6-2	
1914	Alpha Brumage			5-3	
1915	J. J. Tigert			6-1-1	
1916	J. J. Tigert			4-1-2	
1917	S. A. Boles			3-5-1	
1918	Andy Gill			2-1	
1919	Andy Gill			3-4-1	
1920	W. J. Juneau			3-4-1	
1921	W. J. Juneau			4-3-1	
1922	W. J. Juneau			6-3	
1923	J. J. Winn			4-3-2	
1924	Fred J. Murphy			4-5	
1925	Fred J. Murphy			6-3	
1926	Fred J. Murphy			2-6-1	
1927	Harry Gamage			3-6-1	
1928	Harry Gamage			4-3-1	
1929	Harry Gamage			6-1-1	
1930	Harry Gamage			5-3	
1931	Harry Gamage			5-2-2	
1932	Harry Gamage			4-5	
1933	Harry Gamage	2-3	9†	5-5	–
1934	C.A. Wynne	1-3	9	5-5	–
1935	C.A. Wynne	3-3	6†	5-4	–
1936	C.A. Wynne	1-3	10	6-4	–
1937	C.A. Wynne	0-5	11†	4-6	–
1938	A.D. Kirwan	0-4	12†	2-7	–
1939	A.D. Kirwan	2-2-1	5†	6-2-1	–
1940	A.D. Kirwan	1-2-2	9	5-3-2	–
1941	A.D. Kirwan	0-4	12	5-4	–
1942	A.D. Kirwan	0-5	11†	3-6-1	–
1943	NO TEAM	–	–	–	–
1944	A.D. Kirwan	1-5	9	3-6	–
1945	Bernie Shivley	0-5	12	2-8	–
1946	Paul "Bear" Bryant	2-3	8	7-3	–
1947	Paul "Bear" Bryant	2-3	9†	8-3	Great Lakes
1948	Paul "Bear" Bryant	1-3-1	9	5-3-2	–
1949	Paul "Bear" Bryant	4-1	2	9-3	Orange
1950	Paul "Bear" Bryant	5-1	1	11-1	Sugar
1951	Paul "Bear" Bryant	3-3	5	8-4	Cotton
1952	Paul "Bear" Bryant	1-3-2	9	5-4-2	–
1953	Paul "Bear" Bryant	4-1-1	2†	7-2-1	–
1954	Blanton Collier	5-2	3†	7-3	–
1955	Blanton Collier	3-3-1	6†	6-3-1	–
1956	Blanton Collier	4-4	6†	6-4	–
1957	Blanton Collier	1-7	12	3-7	–
1958	Blanton Collier	3-4-1	6†	5-4-1	–
1959	Blanton Collier	1-6	10	4-6	–
1960	Blanton Collier	2-4-1	9	5-4-1	–
1961	Blanton Collier	2-4	8	5-5	–
1962	Charlie Bradshaw	2-3-1	7†	3-5-2	–
1963	Charlie Bradshaw	0-5-1	11	3-6-1	–

Year	Coach	SEC		Overall	Bowls
		SEC	Finish		
1964	Charlie Bradshaw	4-2	2†	5-5	–
1965	Charlie Bradshaw	3-3	6†	6-4	–
1966	Charlie Bradshaw	2-4	7	3-6-1	–
1967	Charlie Bradshaw	1-6	8	2-8	–
1968	Charlie Bradshaw	0-7	10	3-7	–
1969	John Ray	1-6	9	2-8	–
1970	John Ray	0-7	10	2-9	–
1971	John Ray	1-6	8†	3-8	–
1972	John Ray	2-5	7†	3-8	–
1973	Fran Curci	3-4	5†	5-6	–
1974	Fran Curci	3-3	4†	6-5	–
1975	Fran Curci	0-6	9†	2-8-1	–
1976	Fran Curci	5-1	1†	9-3	Peach
1977	Fran Curci	6-0	*	10-1	–
1978	Fran Curci	2-4	7†	4-6-1	–
1979	Fran Curci	3-3	5†	5-6	–
1980	Fran Curci	1-5	8	3-8	–
1981	Fran Curci	2-4	6†	3-8	–
1982	Jerry Claiborne	0-6	9†	0-10-1	–
1983	Jerry Claiborne	2-4	7	6-5-1	Hall of Fame
1984	Jerry Claiborne	3-3	5†	9-3	Hall of Fame
1985	Jerry Claiborne	1-5	8	5-6	–
1986	Jerry Claiborne	2-4	7†	5-5-1	–
1987	Jerry Claiborne	1-5	7†	5-6	–
1988	Jerry Claiborne	2-5	8†	5-6	–
1989	Jerry Claiborne	2-5	7†	6-5	–
1990	Bill Curry	3-4	5	4-7	–
1991	Bill Curry	0-7	10	3-8	–
1992	Bill Curry	2-6	T5-E	4-7	–
1993	Bill Curry	4-4	3-E	6-6	Peach
1994	Bill Curry	0-8	6-E	1-10	–
1995	Bill Curry	2-6	5-E	4-7	–
1996	Bill Curry	3-5	T4-E	4-7	–
1997	Hal Mumme	2-6	5-E	5-6	–
1998	Hal Mumme	4-4	4-E	7-5	Outback
1999	Hal Mumme	4-4	4-E	6-6	Music City
2000	Hal Mumme	0-8	6-E	2-9	–
2001	Guy Morriss	1-7	5-E	2-9	–
2002	Guy Morriss	3-5	*	7-5	–
2003	Rich Brooks	1-7	6-E	4-8	–
2004	Rich Brooks	1-7	T5-E	2-9	–
2005	Rich Brooks	2-6	6-E	3-8	–
2006	Rich Brooks	4-4	T3-E	8-5	Music City
2007	Rich Brooks	3-5	T4-E	8-5	Music City
2008	Rich Brooks	2-6	6-E	7-6	Liberty
2009	Rich Brooks	3-5	T4-E	7-6	Music City
2010	Joker Phillips	2-6	5-E	6-7	BBVA Compass
2011	Joker Phillips	2-6	T4-E	5-7	–
2012	Joker Phillips	0-8	7-E	2-10	–
2013	Mark Stoops	0-8	7-E	2-10	–
2014	Mark Stoops	2-6	6-E	5-7	–
2015	Mark Stoops	2-6	T4-E	5-7	–

*did not count in standings due to NCAA probation period.

BOWL RESULTS (8-7)

Bowl	Opponent	Result	Date
Great Lakes	Villanova	W 24-14	12-6-47
Orange	Santa Clara	L 13-21	1-2-50
Sugar	Oklahoma	W 13-7	1-1-51
Cotton	Texas Christian	W 20-7	1-1-52
Peach	North Carolina	W 21-0	12-31-76
Hall of Fame	West Virginia	L 16-20	12-22-83
Hall of Fame	Wisconsin	W 20-19	12-29-84
Peach	Clemson	L 13-14	12-31-93
Outback	Penn State	L 14-26	1-1-99
Music City	Syracuse	L 13-20	12-29-99
Music City	Clemson	W 28-20	12-29-2006
Music City	Florida State	W 35-28	12-31-2007
AutoZone Liberty	East Carolina	W 25-19	1-2-2009
Music City	Clemson	L 21-13	12-27-2009
BBVA Compass	Pittsburgh	L 10-27	1-8-2011

2016 SCHEDULE

Sept. 3	vs. Wisconsin	(ABC 2:30 CT)	LSU leads 3-0
Sept. 10	JACKSONVILLE STATE	(ESPNU 6:30 CT)	First Meeting
Sept. 17	MISSISSIPPI STATE*	(ESPN or ESPN2 6:00 CT)	LSU leads 72-34-3
Sept. 24	at Auburn*		LSU leads 28-21-1
Oct. 1	MISSOURI*		Missouri leads 1-0
Oct. 8	at Florida*		Florida leads 31-27-3
Oct. 15	SOUTHERN MISS		Tied 1-1
Oct. 22	OLE MISS*		LSU leads 59-41-4
Nov. 5	ALABAMA*		Alabama leads 50-25-5
Nov. 12	at Arkansas*		LSU leads 37-22-2
Nov. 19	SOUTH ALABAMA		First Meeting
Nov. 24	at Texas A&M*	(ESPN 6:30 CT)	LSU leads 31-20-3

*SEC Game

Louisiana State University Tigers Quick Facts

LOCATION: Baton Rouge, Louisiana

FOUNDED: 1860

ENROLLMENT: 31,527

NICKNAME: Tigers or Fighting Tigers

COLORS: Purple (PMS 268) and
Gold (PMS 124)

STADIUM: Tiger Stadium (102,321)

PLAYING SURFACE: Natural Grass

FIRST GAME: Nov. 25, 1924 – Tulane
13, LSU 0

HOME RECORD: 408-147-18 (.728)

HOME ATTENDANCE: 612,026
(102,004 avg./99.7% capacity)

ALL-TIME RECORD: 770-404-47
(.650/1,221 games)

2015 RECORD: 9-3, T3-W

2015 SEC RECORD/FINISH: 5-3

SEC CHAMPIONSHIPS: 11 (1935,
36, 58, 61t, 70, 86, 88t, 2001, 03,
07, 11)

BOWL: Texas Bowl, Houston, Texas
(Def. Texas Tech, 56-27, Dec. 29,
2015)

BOWL APPEARANCES: 47

BOWL RECORD: 24-22-1 (.521)

LAST BOWL APPEARANCE: Texas
Bowl, Houston, Texas (Def. Texas
Tech, 56-27, Dec. 29, 2015)



DR. F. KING ALEXANDER
Chancellor
(St. Lawrence, '87)



DR. BILL DEMASTES
Faculty Representative
(California, '77)



JOE ALLEVA
Vice Chancellor/
Athletics Director
(Lehigh, '74)



LES MILES
Head Football Coach
(Michigan, '76)

LES
MILLES



HOMETOWN: Elyria, Ohio

ALMA MATER (YEAR): Michigan (1976)

PLAYING CAREER: Two-year letterman at Michigan (1974-75).

COACHING EXPERIENCE: Michigan 1980-81; Colorado 1982-86; Michigan 1987-94; Oklahoma State Offensive Coordinator 1995-97; Dallas Cowboys 1998-2000; Oklahoma State Head Coach 2001-04; LSU Head Coach 2005-present.

COACHING ACCOMPLISHMENTS: 2002 Big 12 Conference Coach of the Year; Has coached in 13 bowls as an assistant coach and 13 as a head coach; 2007 BCS National Championship as head coach; 2011 SEC Champions; 2011 Liberty Mutual and Home Depot National Coach of the Year.

BORN: November 10, 1953

WIFE: Kathy

CHILDREN: Smacker, Manny, Ben and Macy

YEAR-BY-YEAR

Year	School	Conf.	Pct.	All	Pct.	Bowl
2001	Oklahoma St.	2-6	.250	4-7	.364	
2002	Oklahoma St.	5-3	.625	8-5	.615	Houston
2003	Oklahoma St.	5-3	.625	9-4	.692	Cotton
2004	Oklahoma St.	4-4	.500	7-5	.583	Alamo
2005	LSU	7-1	.875	11-2	.846	Peach
2006	LSU	6-2	.750	11-2	.846	Sugar
2007	LSU	6-2	.750	12-2	.857	BCS NCG
2008	LSU	3-5	.375	8-5	.615	Chick-fil-A
2009	LSU	5-3	.625	9-4	.692	Capital One
2010	LSU	6-2	.750	11-2	.846	Cotton
2011	LSU	8-0	1.000	13-1	.929	BCS NCG
2012	LSU	6-2	.750	10-3	.769	Chick-fil-A
2013	LSU	5-3	.625	10-3	.769	Outback
2014	LSU	4-4	.500	8-5	.615	Music City
2015	LSU	5-3	.625	9-3	.750	Texas
TOTALS		69-43	.616	140-53	.725	15 Years
LSU Record		53-27	.663	112-32	.778	11 Years
Oklahoma State Record		16-16	.500	28-21	.571	4 Years
BOWL RECORD:		9-5	.643			

ASSISTANT COACHES

CAM CAMERON (Indiana/1983) Offensive Coordinator/Quarterbacks – 4rd Year

DAVE ARANDA (California Lutheran/1999) Defensive Coordinator – 1st Year

JABBAR JULUKE (Southern University/1999) Running Backs – 1st Year

JEFF GRIMES (UTEP/1991) Offensive Line/Running Game Coordinator – 3rd Year

STEVE ENSMINGER (LSU/1982) Tight Ends – 7th Year

COREY RAYMOND (LSU/1992) Defensive Backs – 5th Year

ED ORGERON (Northwestern State/1984) Defensive Line/Recruiting Coordinator – 2nd Year

DAMEYUNE CRAIG (Auburn/2002) Wide Receivers – 1st Year

BRADLEY DALE PEVETO (SMU/1987) Special Teams/Linebackers – 7th Year

SUPPORT STAFF

JACK MARUCCI (West Virginia, 1986) – Head Trainer

TOMMY MOFFITT (Tennessee Tech, 1986) – Strength Coach

SAM NADER (Auburn, 1967) – Football Operations

RETURNING OFFENSIVE STARTERS

No.	Name	POS	CLASS	HT	WT	EXP	Hometown/Last School
6	Brandon Harris	QB	6-3	206	Jr.	2L	Bossier City, La. (Parkway HS)
7	Leonard Fournette	RB	6-1	230	Jr.	2L	New Orleans, La. (St. Augustine HS)
15	Malachi Dupre	WR	6-3	190	Jr.	2L	River Ridge, La. (John Curtis HS)
44	John David Moore	FB	6-4	235	Jr.	2L	Ruston, La. (Ruston HS)
64	William Clapp	OG	6-5	303	So.	1L	New Orleans, La. (Brother Martin HS)
75	Maea Teuhema	OT	6-5	327	So.	1L	Keller, Texas (Keller HS)
77	Ethan Pocic	C	6-7	309	Sr.	3L	Lemont, Ill. (Lemont Township HS)
81	Colin Jeter	TE	6-7	244	Sr.	2L	Longview, Texas (Longview HS/Kilgore College)
83	Travin Dural	WR	6-2	203	Sr.	3L	Breaux Bridge, La. (Breaux Bridge HS)

RETURNING DEFENSIVE STARTERS

No.	Name	POS	CLASS	HT	WT	EXP	Hometown/Last School
2	Kevin Toliver II	CB	6-2	196	So.	1L	Jacksonville, Fla. (Trinity Christian HS)
18	Tre'Davious White	CB	5-11	191	Sr.	3L	Shreveport, La. (Green Oaks HS)
33	Jamal Adams	SS	6-1	211	Jr.	2L	Lewisville, Texas (Hebron HS)
49	Arden Key	DE	6-6	231	So.	1L	Atlanta, Ga. (Hapeville Charter School)
52	Kendell Beckwith	ILB	6-2	252	Sr.	3L	Clinton, La. (East Feliciana HS)
91	Christian LaCouture	DE	6-5	307	Sr.	3L	Lincoln, Neb. (Lincoln Southwest HS)
92	Lewis Neal	DE	6-2	264	Sr.	3L	Wilson, N.C. (James B. Hunt HS)
57	Davon Godchaux	NG	6-4	293	Jr.	2L	Plaquemine, La. (Plaquemine HS)

STARTERS LOST

Name	POS	CLASS	HT	WT
Vadal Alexander	OT	Sr.	6-6	320
Dillon Gordon	TE	Sr.	6-4	295
Jerald Hawkins	OT	Jr.	6-6	309
Jalen Mills	S	Sr.	6-0	194
Jamie Keehn	P	Sr.	6-5	225
Deion Jones	LB	Sr.	6-2	225

RETURNING STATISTICAL LEADERS

RUSHING:	ATT	YDS	AVG	TDS
Leonard Fournette	300	1953	6.5	22
Derrius Guice	51	436	8.5	3
Darrel Williams	60	296	4.9	4
Brandon Harris	67	226	3.4	4

PASSING:	ATT	COMP	INT	TDS	YARDS	PCT
Brandon Harris	277	149	6	13	2,165	53.8

RECEIVING:	REC	YARDS	AVG	AVG/GAME	TDS
Malachi Dupre	43	698	16.2	58.2	6
Travin Dural	28	533	19.0	48.5	3
Leonard Fournette	19	253	13.3	21.1	1

TACKLES:	TOTAL	SOLO	ASST	INT	SACKS	TFL	YDS
Kendell Beckwith	84	50	34	0	3.5-28	10.0-40	
Jamal Adams	67	47	20	4-30	0	5.0-7	
Lewis Neal	48	23	25	0	8.0-50	9.5-52	
Tre'Davious White	44	30	14	0	0	1.5-7	
Arden Key	41	20	21	0	5.0-33	6.5-36	

2015 RESULTS

9-3 Overall • 5-3 SEC

Home: 6-1 Away: 2-2 Neutral: 1-0 vs. Division: 3-3 vs. Top 25: 3-2

Sept. 5	[14/13] McNEESE STATE	No Contest (Weather)
Sept. 12	[14/15] at Mississippi State* (25/rv)	62,531 W, 21-19
Sept. 19	[13/14] AUBURN* (18/15)	102,321 W, 45-21
Sept. 26	[8/9] at Syracuse	43,101 W, 34-24
Oct. 3	[9/8] EASTERN MICHIGAN	102,321 W, 44-22
Oct. 10	[7/5] at South Carolina*	#42,058 W, 45-24
Oct. 17	[6/5] FLORIDA* (8/11)	102,321 W, 35-28
Oct. 24	[5/5] WESTERN KENTUCKY (rv/rv)	101,561 W, 48-20
Nov. 7	[4/4] at Alabama* (7/7)	101,821 L, 16-30
Nov. 14	[9/9] ARKANSAS* (-/rv)	101,699 L, 14-31
Nov. 21	[17/17] at Ole Miss* (25/25)	60,705 L, 17-38
Nov. 28	[RV/RV] TEXAS A&M* (rv/rv)	101,803 W, 19-7
Dec. 29	[22/21] vs. Texas Tech	71,307 W, 56-27

Advocate V100 Texas Bowl; Houston, Texas

- Game moved from Columbia, S.C. due to flooding

[AP/Coaches] - Denotes team ranking at the time of the game;

[AP/Coaches] - Denotes opponent ranking at the time of the game

LSU Team Information

BASIC OFFENSE: Multiple

BASIC DEFENSE: 3-4

LETTERMEN RETURNING: 49

OFFENSE: 24

DEFENSE: 22

SPECIALTY: 3

LETTERMEN LOST: 17

OFFENSE: 8

DEFENSE: 7

SPECIALTY: 2

STARTERS RETURNING: 18

OFFENSE: 9

DEFENSE: 8

SPECIALTY: 1

STARTERS LOST: 6

OFFENSE: 2

DEFENSE: 3

SPECIALTY: 1

NOTE: Specialists include punter and place-kicker only.

ALL-STAR CANDIDATES

Leonard **FOURNETTE**

Junior • RB • 6-1 • 230 • New Orleans, La.



- 2015 consensus First-Team All-America and All-SEC first team member at running back
- Led the SEC and nation in rushing with 162.8 yards a contest in 2015 and finished his sophomore season with an LSU single-season record 1,953 yards and 22 rushing touchdowns
- Widely considered one of the top players in college football for the second straight year heading into 2016

Jamal **ADAMS**

Junior • S • 6-1 • 211 • Lewisville, Texas



- One of the top defensive backs in college football heading into 2016 and was a 2015 All-SEC Second Team member
- Has 133 career tackles, 10.0 tackles for a loss and four interceptions entering his junior season
- The vocal leader both in the locker room and on the field for LSU

Ethan **POCIC**

Senior • C • 6-7 • 309 • Lemont, Ill.



- One of the nation's top centers entering his senior season in 2016
- Posted 132.5 knockdown blocks as a junior in 2015, the most knockdowns in a season by an LSU player since at least 2010
- Paved the way for Leonard Fournette and an LSU rushing attack that ranked No. 7 nationally at 256.8 yards per game
- Extremely versatile athlete who could line up at any of the five positions on the offensive line

Kendell **BECKWITH**

Senior • LB • 6-2 • 252 • Clinton, La.



- Has 172 career tackles, 18.5 tackles for a loss and 6.5 sacks in 19 career starts
- Possesses tremendous size and athleticism and is a great defensive leader for the Tigers
- A 2015 semifinalist for both the Bednarik and Butkus Awards as a junior after finishing second on the team with 84 tackles

2016 ALPHABETICAL ROSTER

No.	Name	POS	HT	WT	CL-EXP	Hometown
58	Jibraïl Abdul-Aziz	OL	6-0	281	Jr.-SQ	Baton Rouge, La.
33	Jamal Adams	SS	6-1	211	Jr.-2L	Lewisville, Texas
48	Donnie Alexander	ILB	6-1	215	Jr.-2L	New Orleans, La.
95	Edwin Alexander	DT	6-2	333	Fr.-HS	Hammond, La.
74	Willie Allen	OL	6-6	303	Fr.-HS	River Ridge, La.
11	Dee Anderson	WR	6-5	204	Fr.-HS	DeSoto, Texas
93	Andre Anthony	DE	6-4	219	Fr.-HS	New Orleans, La.
59	John Ballis	SNP	6-1	215	Jr.-SQ	Houston, Texas
26	John Battle	S	6-1	194	Jr.-1L	Hallandale, Fla.
52	Kendell Beckwith	ILB	6-2	252	Sr.-3L	Clinton, La.
76	Josh Boutte	OG	6-5	342	Sr.-2L	New Iberia, La.
46	Tashawn Bower	OLB	6-5	240	Sr.-3L	Somerville, N.J.
4	Nick Brossette	RB	6-1	218	So.-1L	Baton Rouge, La.
70	George Brown Jr.	OT	6-7	283	Fr.-RS	Cincinnati, Ohio
78	Garrett Brumfield	OG	6-3	294	So.-1L	Baton Rouge, La.
58	Hunter Burns	LB	6-1	222	Jr.-SQ	Wilmer, Ala.
71	Donavaughn Campbell	OL	6-5	349	Fr.-HS	Ponchatoula, La.
82	D.J. Chark	WR	6-3	186	Jr.-1L	Alexandria, La.
61	Alex Cheramie	OL	6-0	280	Jr.-SQ	Cypress, Texas
64	William Clapp	OG	6-5	303	So.-1L	New Orleans, La.
98	Deondre Clark	DE	6-4	253	Jr.-1L	Oklahoma City, Okla.
55	Roshon Cody	OL	5-10	249	So.-SQ	Baton Rouge, La.
14	Christian Conde	DB	5-9	188	Fr.-RS	Shreveport, La.
34	Connor Culp	K	5-10	195	Fr.-HS	Phoenix, Ariz.
79	Lloyd Cushenberry	OL	6-4	310	Fr.-HS	Geismar, La.
25	Drake Davis	WR	6-3	212	Fr.-HS	Baton Rouge, La.
42	Colby Delahoussaye	PK	5-9	182	Sr.-2L	New Iberia, La.
12	Micah Dickens	CB	5-9	186	Jr.-SQ	Dry Prong, La.
19	Derrick Dillon	WR	5-11	178	Fr.-RS	Franklinton, La.
45	Michael Divinity Jr.	LB	6-3	224	Fr.-HS	Marrero, La.
72	Andy Dodd	C	6-4	319	Jr.-1L	Lindale Ga.
14	Trent Domingue	PK/P	6-2	170	Sr.-2L	Mandeville, La.
41	David Ducre	FB	6-0	238	So.-SQ	Slidell, La.
15	Malachi Dupre	WR	6-3	190	Jr.-2L	River Ridge, La.
83	Travin Dural	WR	6-2	203	Sr.-3L	Breaux Bridge, La.
16	Danny Eling	QB	6-3	226	Jr.-SQ	Terre Haute, Ind.
50	Blake Ferguson	SNP	6-3	221	Fr.-RS	Buford, Ga.
86	Jazz Ferguson	WR	6-5	215	So.-1L	St. Francisville, La.
7	Leonard Fournette	RB	6-1	230	Jr.-2L	New Orleans, La.
27	Lanard Fournette	RB	5-10	187	Fr.-RS	New Orleans, La.
22	Kristian Fulton	DB	6-0	178	Fr.-HS	Metairie, La.
39	Russell Gage	WR	6-0	182	Jr.-SQ	Baton Rouge, La.
33	Trey Gallman	FB	6-1	256	So.-SQ	Prairieville, La.
36	Cameron Gamble	PK	5-10	197	Jr.-2L	Flower Mound, Texas
99	Greg Gilmore	NG	6-4	313	Jr.-1L	Hope Mills, N.C.
57	Davon Godchaux	NG	6-4	293	Jr.-2L	Plaquemine, La.
35	Jack Gonsoulin	PK	5-9	165	Fr.-RS	Baton Rouge, La.
38	Josh Growden	P	6-2	197	Fr.-RS	Sydney, Australia
5	Derrius Guice	RB	5-11	222	So.-1L	Baton Rouge, La.
59	Jordan Harper	DE	6-3	231	Sr.-SQ	New Orleans, La.
6	Brandon Harris	QB	6-3	206	Jr.-2L	Bossier City, La.
34	Reshaud Henry	RB	5-8	191	Jr.-SQ	Ponchatoula, La.
97	Frank Herron	DE	6-4	289	Jr.-1L	Memphis, Tenn.
19	Narendra Itwaru	DB	5-9	159	Fr.-RS	Poughkeepsie, N.Y.
1	Donte Jackson	DB	5-11	167	So.-1L	Metairie, La.
9	Rickey Jefferson	FS	6-0	206	Sr.-3L	St. Rose, La.
81	Colin Jeter	TE	6-7	244	Sr.-2L	Longview, Texas
3	Tyron Johnson	WR	6-1	189	So.-1L	New Orleans, La.
31	Justin Jones	WR	5-8	175	Fr.-HS	Dallas, Texas

No.	Name	POS	HT	WT	CL-EXP	Hometown
49	Arden Key	DE	6-6	231	So.-1L	Atlanta, Ga.
91	Christian LaCouture	DE	6-5	307	Sr.-3L	Lincoln, Neb.
2	Trey LaForge	QB	6-3	194	Fr.-RS	New Orleans, La.
48	Ronnie Lamarque	TE	6-1	223	Fr.-RS	New Orleans, La.
29	Louis Landrum	WR	5-10	198	Fr.-HS	New Orleans, La.
11	Spencer Landry	QB	6-1	195	So.-RS	Berwick, La.
32	Leyton Lavigne	DB	5-10	177	So.-SQ	Ponchatoula, La.
90	Rashard Lawrence	DT	6-3	310	Fr.-HS	Monroe, La.
25	T.J. Lemoine	DB	5-10	180	Fr.-RS	Monroe, La.
8	Caleb Lewis	QB	6-4	211	Fr.-RS	Lakeland, Fla.
17	Xavier Lewis	FS	6-0	193	Fr.-RS	LaPlace, La.
31	Cameron Lewis	DB	6-1	190	Fr.-HS	Monro, La.
96	Glen Logan	DT	6-4	284	Fr.-HS	Destrehan, La.
54	Rory Luke	OL	6-4	284	Fr.-RS	New Orleans, La.
73	Adrian Magee	OG	6-4	324	Fr.-RS	Franklinton, La.
63	K.J. Malone	OT	6-4	298	Jr.-2L	Ruston, La.
87	Sci Martin	DE	6-4	217	Fr.-HS	New Orleans, La.
12	Justin McMillan	QB	6-2	193	Fr.-RS	Cedar Hill, Texas
62	Justin Mikush	OL	6-4	348	So.-SQ	Tomball, Texas
55	Cole Miller	LB	6-2	220	Jr.-SQ	Shreveport, La.
30	Eric Monroe	DB	6-0	185	Fr.-HS	Houston, Texas
44	John David Moore	FB	6-4	235	Jr.-2L	Ruston, La.
84	Foster Moreau	TE	6-5	261	So.-1L	New Orleans, La.
47	Bry Kiethon Mouton	FB	6-1	255	So.-1L	Lafayette, La.
92	Lewis Neal	DE	6-2	264	Sr.-3L	Wilson, N.C.
68	Chidi Okeke	OT	6-6	311	Fr.-RS	Anambra, Nigeria
30	Michael Ostrom	WR	6-0	180	Fr.-RS	Baton Rouge, La.
21	Ed Paris	CB	6-1	210	Jr.-2L	New Orleans, La.
56	M.J. Patterson	ILB	6-3	223	Jr.-SQ	Winnfield, La.
80	Jamal Pettigrew	TE	6-6	218	Fr.-HS	New Orleans, La.
77	Ethan Pocic	C	6-7	309	Sr.-3L	Lemont, Ill.
40	Duke Riley	ILB	6-0	227	Sr.-3L	Buras, La.
60	Marcus Roberts	DL	5-11	282	Sr.-SQ	Baton Rouge, La.
54	Caleb Roddy	DE	6-5	259	Fr.-HS	Denham Springs, La.
51	Jonathan Rucker	LB	6-0	236	Jr.-1L	Ponchatoula, La.
65	Jakori Savage	OL	6-5	289	Fr.-HS	Bay Minette, Ala.
17	Tiger Scheyd	WR	6-0	179	So.-SQ	Miramar Beach, Fla.
14	Lindsey Scott Jr.	QB	5-11	205	Fr.-HS	Zachary, La.
69	Turner Simmers	OG	6-4	274	So.-SQ	Prairieville, La.
8	Savion Smith	CB	6-3	191	Fr.-HS	St. Petersburg, Fla.
89	DeSean Smith	TE	6-5	243	Sr.-3L	Lake Charles, La.
10	Stephen Sullivan	WR	6-6	228	Fr.-HS	Donaldsonville, La.
27	Brandon Surtain	DB	5-8	181	Sr.-SQ	Baton Rouge, La.
75	Maea Teuhema	OT	6-5	327	So.-1L	Keller, Texas
45	Josh Tharp	TE	6-4	246	Jr.-SQ	Erin, Tenn.
13	Dwayne Thomas	SS	6-0	186	Sr.-3L	New Orleans, La.
23	Corey Thompson	OLB	6-2	221	Sr.-3L	Missouri City, Texas
43	Rahssan Thornton	LB	6-2	211	Fr.-HS	Killeen, Texas
2	Kevin Toliver II	CB	6-2	196	So.-1L	Jacksonville, Fla.
46	Zach Von Rosenberg	TE	6-5	228	Fr.-HS	Lake Charles, La.
35	Devin Voorhies	LB	6-1	216	Jr.-2L	Woodville, Miss.
41	Abraham Wallace	DB	6-0	196	So.-SQ	Baton Rouge, La.
88	Jacory Washington	TE	6-6	228	So.-SQ	Westlake, La.
94	Isaiah Washington	OLB	6-4	241	So.-1L	New Orleans, La.
66	Toby Weathersby	OT	6-5	292	So.-1L	Houston, Texas
15	Tony Westly	DB	6-0	170	Jr.-JC	St. Gabriel, La.
18	Tre Davious White	CB	5-11	191	Sr.-3L	Shreveport, La.
24	Devin White	ILB	6-1	255	Fr.-HS	Springhill, La.
28	Darrel Williams	RB	6-0	232	Jr.-2L	Marrero, La.
29	Andraez Williams	DB	6-2	165	Fr.-HS	Shreveport, La.

YEAR-BY-YEAR RECORDS

Year	Coach	SEC		Overall	Bowls
		SEC	Finish		
1893	C.E. Coates			0-1	
1894	A.P. Simmons			2-1	
1895	A.P. Simmons			3-0	
1896	A.W. Jeardeau			6-0	
1897	A.W. Jeardeau			1-1	
1898	E.A. Chavanne			1-0	
1899	J.P. Gregg			1-4	
1900	E.A. Chavanne			2-2	
1901	W.S. Borland			5-1	
1902	W.S. Borland			6-1	
1903	W.S. Borland			4-5	
1904	D.A. Killian			3-4	
1905	D.A. Killian			3-0	
1906	D.A. Killian			2-2-2	
1907	Edgar R. Wingard			7-3	
1908	Edgar R. Wingard			10-0	
1909	J.G. Pritchard/J.W. Mayhew			6-2	
1910	J.W. Mayhew			1-5	
1911	J.K. Dwyer			6-3	
1912	J.K. Dwyer			4-3	
1913	J.K. Dwyer			6-1-2	
1914	E.T. McDonald			4-4-1	
1915	E.T. McDonald			6-2	
1916	E.T. McDonald/I.R. Pray/D.X. Bible			7-1-2	
1917	W. Sutton			3-5	
1918	No Games, World War I				
1919	Irving R. Pray			6-2	
1920	Branch Bocock			5-3-1	
1921	Branch Bocock			6-1-1	
1922	Irving R. Pray			3-7	
1923	Mike Donahue			3-5-1	
1924	Mike Donahue			5-4	
1925	Mike Donahue			5-3-1	
1926	Mike Donahue			6-3	
1927	Mike Donahue			4-4-1	
1928	Russ Cohen			6-2-1	
1929	Russ Cohen			6-3	
1930	Russ Cohen			6-4	
1931	Russ Cohen			5-4	
1932	Biff Jones			6-3-1	
1933	L.M. "Biff" Jones	3-0-2	2	7-0-3	
1934	L.M. "Biff" Jones	4-2	4	7-2-2	
1935	Bernie Moore	5-0	1	9-2	Sugar
1936	Bernie Moore	6-0	1	9-1-1	Sugar
1937	Bernie Moore	5-1	2	9-2	Sugar
1938	Bernie Moore	2-4	10	6-4	
1939	Bernie Moore	1-5	10	4-5	
1940	Bernie Moore	3-3	6	6-4	
1941	Bernie Moore	2-2-2	7	4-4-2	
1942	Bernie Moore	3-2	6	7-3	
1943	Bernie Moore	2-2	3	6-3	Orange
1944	Bernie Moore	2-3-1	6	2-5-1	
1945	Bernie Moore	5-2	3	7-2	
1946	Bernie Moore	5-1	3	9-1-1	Cotton
1947	Bernie Moore	2-3-1	8	5-3-1	
1948	Gaynell Tinsley	1-5	10†	3-7	
1949	Gaynell Tinsley	4-2	5	8-3	Sugar
1950	Gaynell Tinsley	2-3-2	8	4-5-2	
1951	Gaynell Tinsley	4-2-1	3†	7-3-1	
1952	Gaynell Tinsley	2-5	10	3-7	
1953	Gaynell Tinsley	2-3-3	8	5-3-3	
1954	Gaynell Tinsley	2-5	9	5-6	
1955	Paul Dietzel	2-3-1	9	3-5-2	
1956	Paul Dietzel	1-5	11	3-7	
1957	Paul Dietzel	4-4	7	5-5	
1958	Paul Dietzel	6-0	1	11-0	Sugar
1959	Paul Dietzel	5-1	2†	9-2	Sugar
1960	Paul Dietzel	2-3-1	8	5-4-1	
1961	Paul Dietzel	6-0	1†	10-1	Orange
1962	Charlie McClendon	5-1	3	9-1-1	Cotton
1963	Charlie McClendon	4-2	5	7-4	Bluebonnet
1964	Charlie McClendon	4-2-1	5	8-2-1	Sugar
1965	Charlie McClendon	3-3	6†	8-3	Cotton
1966	Charlie McClendon	3-3	6	5-4-1	
1967	Charlie McClendon	3-2-1	6	7-3-1	Sugar
1968	Charlie McClendon	4-2	3†	8-3	Peach
1969	Charlie McClendon	4-1	2	9-1	
1970	Charlie McClendon	5-0	1	9-3	Orange
1971	Charlie McClendon	3-2	6	9-3	Sun
1972	Charlie McClendon	4-1-1	3	9-2-1	Bluebonnet
1973	Charlie McClendon	5-1	2	9-3	Orange
1974	Charlie McClendon	2-4	9	5-5-1	
1975	Charlie McClendon	2-4	6†	5-6	
1976	Charlie McClendon	3-3	6†	7-3-1	
1977	Charlie McClendon	4-2	4	8-4	Sun
1978	Charlie McClendon	3-3	4†	8-4	Liberty
1979	Charlie McClendon	4-2	3†	7-5	Tangerine
1980	Jerry Stovall	4-2	4†	7-4	
1981	Jerry Stovall	1-4-1	8†	3-7-1	
1982	Jerry Stovall	4-1-1	2	8-3-1	Orange

Year	Coach	SEC		Overall	Bowls
		SEC	Finish		
1983	Jerry Stovall	0-6	9†	4-7	
1984	Bill Arnsparger	4-1-1	2	8-3-1	Sugar
1985	Bill Arnsparger	4-1-1	2†	9-2-1	Liberty
1986	Bill Arnsparger	5-1	1	9-3	Sugar
1987	Mike Archer	5-1	2	10-1-1	Gator
1988	Mike Archer	6-1	1†	8-4	Hall of Fame
1989	Mike Archer	2-5	7†	4-7	
1990	Mike Archer	2-5	6†	5-6	
1991	Curley Hallman	3-4	6†	5-6	
1992	Curley Hallman	1-7	6-W	2-9	
1993	Curley Hallman	3-5	T3-W	5-6	
1994	Curley Hallman	3-5	3-W	4-7	
1995	Gerry DiNardo	4-3-1	3-W	7-4-1	Independence
1996	Gerry DiNardo	6-2	T1	10-2	Peach
1997	Gerry DiNardo	6-2	T1	9-3	Independence
1998	Gerry DiNardo	2-6	5-W	4-7	
1999	Gerry DiNardo	0-7	6-W	2-8	
	•Hal Hunter	1-0		1-0	
2000	Nick Saban	5-3	2-W	8-4	Peach
2001	Nick Saban	5-3	1	10-3	Sugar
2002	Nick Saban	5-3	T1	8-5	Cotton
2003	Nick Saban	7-1	1	13-1	Sugar
2004	Nick Saban	6-2	2-W	9-3	Capital One
2005	Les Miles	7-1	T1-W	11-2	Peach
2006	Les Miles	6-2	T2-W	11-2	Sugar
2007	Les Miles	6-2	1	12-2	BCS NCG
2008	Les Miles	3-5	3-W	8-5	Chick-Fil-A
2009	Les Miles	5-3	2-W	9-4	Capital One
2010	Les Miles	6-2	2-W	11-2	Cotton
2011	Les Miles	8-0	1	13-1	BCS NCG
2012	Les Miles	6-2	T2-W	10-3	Chick-fil-A
2013	Les Miles	5-3	3-W	10-3	Outback
2014	Les Miles	4-4	T4-W	8-5	Music City
2015	Les Miles	5-3	T3-W	9-3	Texas

• Interim Head Coach

BOWL RESULTS (24-22-1)

Bowl	Opponent	Result	Date
Sugar	Texas Christian	L 2-3	1-1-36
Sugar	Santa Clara	L 14-21	1-1-37
Sugar	Santa Clara	L 0-6	1-1-38
Orange	Texas A&M	W 19-14	1-1-44
Cotton	Arkansas	T 0-0	1-1-47
Sugar	Oklahoma	L 0-35	1-2-50
Sugar	Clemson	W 7-0	1-1-59
Sugar	Ole Miss	L 0-21	1-1-60
Orange	Colorado	W 25-7	1-1-62
Cotton	Texas	W 13-0	1-1-63
Bluebonnet	Baylor	L 7-14	12-21-63
Sugar	Syracuse	W 13-10	1-1-65
Cotton	Arkansas	W 14-7	1-1-66
Sugar	Wyoming	W 20-13	1-1-68
Peach	Florida State	W 31-27	12-30-68
Orange	Nebraska	L 12-17	1-1-71
Sun	Iowa State	W 33-15	12-18-71
Bluebonnet	Tennessee	L 17-24	12-30-72
Orange	Penn State	L 9-16	1-1-74
Sun	Stanford	L 14-24	12-31-77
Liberty	Missouri	L 15-20	12-23-78
Tangerine	Wake Forest	W 34-10	12-22-79
Orange	Nebraska	L 20-21	1-1-83
Sugar	Nebraska	L 10-28	1-1-85
Liberty	Baylor	L 7-21	12-27-85
Sugar	Nebraska	L 15-30	1-1-87
Gator	South Carolina	W 30-13	12-31-87
Hall of Fame	Syracuse	L 10-23	1-2-89
Independence	Michigan State	W 45-26	12-29-95
Peach	Clemson	W 10-7	12-28-96
Independence	Notre Dame	W 27-9	12-28-97
Peach	Georgia Tech	W 28-14	12-29-00
Sugar	Illinois	W 47-34	1-1-02
Cotton	Texas	L 35-20	1-1-03
Sugar	Oklahoma	W 21-14	1-4-04
Capital One	Iowa	L 25-30	1-1-05
Peach	Miami, Fla.	W 40-3	12-30-05
Sugar	Notre Dame	W 41-14	1-3-07
BCS NCG	Ohio State	W 38-24	1-7-08
Chick-fil-A	Georgia Tech	W 38-3	12-31-08
Capital One	Penn State	L 19-17	1-1-10
Cotton	Texas A&M	W 41-24	1-7-11
BCS NCG	Alabama	L 0-21	1-9-12
Chick-fil-A	Clemson	L 24-25	12-31-12
Outback	Iowa	W 21-14	1-1-14
Music City	Notre Dame	L 28-31	12-30-14
Texas	Texas Tech	W 56-27	12-29-15



2016 SCHEDULE

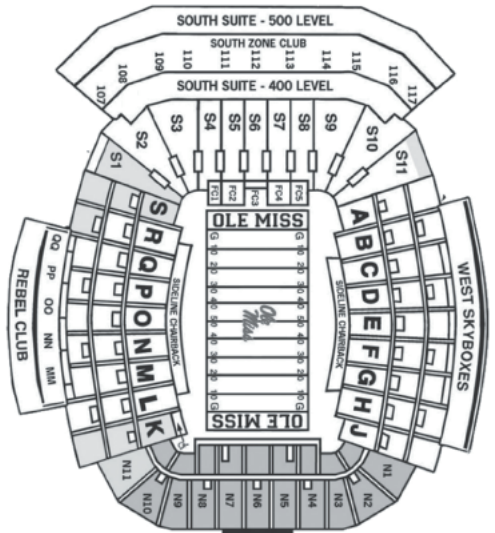
Sept. 5	vs. Florida State	(8:00 ET – ESPN)	OM leads 1-0
Sept. 10	WOFFORD	(3:00 CT – SECN)	First Meeting
Sept. 17	ALABAMA*	(2:30 CT – CBS)	UA leads 47-11-2
Sept. 24	GEORGIA*		UGA leads 32-12-1
Oct. 1	MEMPHIS		OM leads 48-11-2
Oct. 15	at Arkansas*		ARK leads 33-28-1
Oct. 22	at LSU*		LSU leads 59-41-4
Oct. 29	AUBURN*		AU leads 29-11
Nov. 5	GEORGIA SOUTHERN		First Meeting
Nov. 12	at Texas A&M*		TAMU leads 6-2
Nov. 19	at Vanderbilt*		OM leads 50-38-2
Nov. 26	MISSISSIPPI STATE*		OM leads 63-43-6

*SEC Game

University of Mississippi Rebels Quick Facts

LOCATION: Oxford, Mississippi
FOUNDED: November 6, 1848
ENROLLMENT: 23,838
NICKNAME: Rebels
COLORS: Cardinal Red (PMS 186) and Navy Blue (PMS 2767)
STADIUM: Vaught-Hemingway (64,038)
PLAYING SURFACE: Natural grass
FIRST GAME: Oct. 1, 1915 – Arkansas Aggies 10, Ole Miss 0
HOME RECORD: 264-94-8 (.732)
HOME ATTENDANCE: 423,355 (60,479 avg./101.9% Capacity)

ALL-TIME RECORD: 655-504-35 (.563/1,194 games)
2015 RECORD: 10-3 (6-1 H, 3-2 A, 1-0 N, 5-1 vs. Western Division)
2015 SEC RECORD/FINISH: 6-2/2nd SEC West
SEC CHAMPIONSHIPS: 6 (1947, 54, 55, 60, 62, 63)
BOWL: Allstate Sugar Bowl, New Orleans, La. (Ole Miss 48, Oklahoma State 20)
BOWL APPEARANCES: 37
BOWL RECORD: 24-13 (.649)
LAST BOWL APPEARANCE: Allstate Sugar Bowl, New Orleans, La. (beat Oklahoma St., 48-20, Jan. 1, 2016)



DR. JEFFREY S. VITTER
Chancellor
(Notre Dame, '77)



RON RYCHLAK
Faculty Representative
(Wabash College, '80)



ROSS BJORK
Athletics Director
(Emporia State, '95)



HUGH FREEZE
Head Football Coach
(Southern Mississippi, '92)

HUGH FREEZE



HOMETOWN: Independence, Miss.

ALMA MATER (YEAR): Southern Mississippi (1992)

PLAYING CAREER: NA

COACHING EXPERIENCE: Briarcrest Christian High School (Head Coach, 1995-2004; Assistant Coach, 1992-94); Ole Miss (Assistant Coach/Recruiting Coordinator, 2006-07; Assistant Athletics Director for Football External Affairs, 2005; Head Coach 2012-Present); Lambuth (Head Coach, 2008-09); San Jose State (Assistant Coach/Offensive Coordinator, Dec. 2009 - Feb. 2010); Arkansas State (Head Coach, 2011; Offensive Coordinator, 2010)

COACHING ACHIEVEMENTS: 4-Time Associated Press HS Coach of the Year; 5-Time Region 8-AA Coach of the Year; 2009 Mid-South Conference Coach of the Year; 2009 AFCA Southeast Region Coach of the Year; 2011 Sun Belt Conference Coach of the Year; 2013 Grant Teaff FCA Coach of the Year

BORN: Sept. 27, 1969

WIFE: Jill (Vaughn)

CHILDREN: Ragan (8/27/98), Jordan (9/27/99); Madison (12/27/02)

YEAR-BY-YEAR

Year	School	Conf.	Pct.	All	Pct.	Bowl
2008	Lambuth	4-1	.800	8-4	.923	—
2009	Lambuth	6-0	1.000	12-1	1.000	—
2011	Arkansas State	8-0	1.000	10-2	.833	*GoDaddy.Com
2012	Ole Miss	3-5	.375	7-6	.538	BBVA Compass
2013	Ole Miss	3-5	.375	8-5	.615	Music City
2014	Ole Miss	5-3	.556	9-4	.692	Peach
2015	Ole Miss	6-2	.750	10-3	.769	Sugar
TOTALS		35-16	.686	64-25	.719	7 Years
Ole Miss Record		17-15	.531	34-18	.654	4 Years
Lambuth Record		10-1	.909	20-5	.800	2 Years
Arkansas State Record		8-0	1.000	10-2	.833	1 Year
BOWL RECORD:		3-1	.750			

* did not coach team in bowl game

ASSISTANT COACHES

COREY BATOON (Long Beach State, 1991) Safeties/Special Teams Coord. – 2nd Year

MAURICE HARRIS (Arkansas State, 1998) Tight Ends/Recruiting Coord. for Offense – 5th Year

GRANT HEARD (Ole Miss, 2001) Wide Receivers – 5th Year

JASON JONES (Alabama, 2001) Co-Defensive Coord./Cornerbacks – 4th Year

CHRIS KIFFIN (Colorado State, 2005) Defensive Line/Recruiting Coord. for Defense – 5th Year

MATT LUKE (Ole Miss, 2000) Co-Offensive Coord./Offensive Line – 9th Year

DERRICK NIX (Southern Miss, 2002) Running Backs – 9th Year

DAN WERNER (Western Michigan, 1983) Co-Offensive Coord./Quarterbacks – 7th Year

DAVE WOMMACK (Missouri Southern, 1978) Defensive Coord./Linebackers – 5th Year

SUPPORT STAFF

BARNEY FARRAR (Delta State, 1983) Assistant Athletics Director for High School and Junior College Relations

TOM LUKE (Ole Miss, 1992) Assistant Athletics Director for Player Development

JOHN MILLER (Southern Miss, 1999) Assistant Athletics Director for Football Operations

CHRIS RIPPON (Southern Connecticut State, 1982) Assistant Athletics Director for Recruiting Operations

PAUL JACKSON (Montclair State, 2006) Head Football Strength Coach

PAT JERNIGAN (Valdosta State, 1998) Head Athletic Trainer



OLE MISS

ALABAMA • ARKANSAS • AUBURN • FLORIDA • GEORGIA • KENTUCKY • LSU • OLE MISS

RETURNING OFFENSIVE STARTERS

No.	Name	POS	CLASS	HT	WT	EXP	Hometown/Last School
10	Chad Kelly	QB	Sr.	6-2	215	1L	Buffalo, N.Y./East Mississippi CC
8	Quincy Adeboyejo	WR	Sr.	6-3	195	3L	Cedar Hill, Texas/Cedar Hill
17	Evan Ingram	TE	Sr.	6-3	227	3L	Powder Springs, Ga./Hillgrove

RETURNING DEFENSIVE STARTERS

No.	Name	POS	CLASS	HT	WT	EXP	Hometown/Last School
6	Fadol Brown	DE	Sr.	6-4	280	2L	Charleston, S.C./FIU
10	Marquis Haynes	DE	Jr.	6-3	220	2L	Jacksonville, Fla./Fork Union
12	Tony Conner	DB	Sr.	6-0	215	3L	Batesville, Miss./South Panola
1	Tony Bridges	CB	Sr.	6-0	183	1L	Collins, Miss./MS Gulf Coast CC
5	Ken Webster	CB	Jr.	5-11	180	2L	Decatur, Ga./Stockbridge

STARTERS LOST

Name	POS	CLASS	HT	WT
Jaylen Walton	RB	Sr.	5-8	172
Cody Core	WR	Sr.	6-3	205
Laquon Treadwell	WR	Jr.	6-2	210
Ben Still	C	Sr.	6-3	280
Justin Bell	OG	Sr.	6-2	347
Aaron Morris	OG	Sr.	6-5	313
Fahn Cooper	OT	Sr.	6-5	306
Laremy Tunsil	OT	Jr.	6-5	305
Woodrow Hamilton	DT	Sr.	6-3	319
Robert Nkemdiche	DT	Jr.	6-4	296
C.J. Johnson	LB	Sr.	6-2	225
Denzel Nkemdiche	LB	Sr.	5-11	208
Trae Elston	DB	Sr.	5-11	195
Mike Hilton	DB	Sr.	5-9	184

RETURNING STATISTICAL LEADERS

RUSHING:						
	ATT	YARDS	AVG	TD		
Chad Kelly	107	500	4.7	10		
Akeem Judd	77	421	5.5	3		
Jordan Wilkins	72	379	5.3	4		
PASSING:						
	COMP	ATT	YARDS	TD/INT	PCT	EFFIC
Chad Kelly	298	458	4,042	31/13	65.1	155.86
RECEIVING:						
	REC	YARDS	AVG	TD		
Quincy Adeboyejo	38	604	15.9	7		
Evan Ingram	38	464	12.2	2		
Damore'ea Stringfellow	36	503	14.0	5		
Markell Pack	31	380	12.3	3		
DEFENSE:						
	TACKLES	UT-AT	TFL	SACKS	INT	
DeMarquis Gates	76	46-30	2.0-4	-	-	
Marquis Haynes	43	29-14	16.5-92	10.0-76	-	
Ken Webster	41	30-11	3.0-3	-	1-(-2)	
D.J. Jones	40	3-17	5.5-27	4.0-22	-	

2015 RESULTS

10-3 Overall • 6-2 SEC

Home: 6-1 Away: 3-2 Neutral: 1-0 vs. Division: 5-1 vs. Top 25: 5-2

Sept. 5	[17/15] UT MARTIN	60,186	W, 76-3
Sept. 12	[17/14] FRESNO STATE	60,302	W, 73-21
Sept. 19	[15/11] at Alabama* (2/2)	101,821	W, 43-37
Sept. 26	[3/5] VANDERBILT*	60,654	W, 27-16
Oct. 3	[3/5] at Florida* (25/23)	90,585	L, 10-38
Oct. 10	[14/13] NEW MEXICO STATE	60,154	W, 52-3
Oct. 17	[13/12] at Memphis (rv/22)	60,241	L, 24-37
Oct. 24	[24/23] TEXAS A&M* (15/16)	60,674	W, 23-3
Oct. 31	[19/21] at Auburn*	87,451	W, 27-19
Nov. 7	[19/19] ARKANSAS*	60,680	L, 52-53 OT
Nov. 21	[25/25] LSU* (17/17)	60,705	W, 38-17
Nov. 28	[19/19] at Mississippi State* (23/22)	62,265	W, 38-27
Jan. 1	[16/15] vs. Oklahoma State (13/13)	72,117	W, 48-20

Allstate Sugar Bowl; New Orleans, La.

[AP/Coaches] - Denotes team ranking at the time of the game;

[AP/Coaches] - Denotes opponent ranking at the time of the game

OLE MISS Team Information

BASIC OFFENSE: Tempo

BASIC DEFENSE: Multiple

LETTERMEN RETURNING: 61

OFFENSE: 28

DEFENSE: 28

SPECIALTY: 5

LETTERMEN LOST: 32

OFFENSE: 18

DEFENSE: 13

SPECIALTY: 1

STARTERS RETURNING: 10

OFFENSE: 3

DEFENSE: 5

SPECIALTY: 2

STARTERS LOST: 14

OFFENSE: 8

DEFENSE: 6

SPECIALTY: 0

NOTE: Specialists include punter and place-kicker only.

ALL-STAR CANDIDATES

Chad KELLY

Senior - QB - 6-2 - 215 - Buffalo, N.Y.



- Manning Award Finalist, Sugar Bowl MVP, All-SEC 2nd team (Coaches, AP)
- In first year as starter, became first QB to lead Ole Miss to wins over Alabama, Auburn and LSU in the same season
- Also the first Ole Miss QB to lead team to five wins over top-25 ranked opponents
- Led the SEC and ranked top 10 nationally in passing (310.9 ypg), total offense (349.4 ypg), passing TDs (31) and points responsible for (246)
- His 4,542 total yards and 4,042 passing yards are both third-most in a season in SEC history

Evan ENGRAM

Senior - TE - 6-3 - 227 - Powder Springs, Ga.



- Three-time All-SEC selection - 1st team in 2014, 2nd team in 2013 and 2015
- All-time Ole Miss leader in receptions (97) and receiving yards (1,394) by a tight end
- Ranks fourth among returning SEC players in career receiving yards
- Second team All-American (Sports Illustrated) in 2014
- Set a single-season record for receiving yards by an Ole Miss TE (662) in 2014
- 2015 SEC Community Service Team member and AFCA Good Works Team nominee

Tony CONNER

Senior - DB - 6-0 - 215 - Batesville, Miss.



- 2015 preseason All-American (Athlon) before a knee injury limited his season to five games
- 2014 All-SEC 2nd team (AP)
- Led all SEC defensive backs and tied for the team lead with 9.0 tackles for loss in 2014
- Managed 17 tackles with 4.0 TFLs in 2015

Marquis HAYNES

Junior - DE - 6-3 - 220 - Jacksonville, Fla.



- 2015 All-SEC 2nd team
- 2015-16 SEC All-Bowl team (ESPN.com)
- Tied the school record and ranked fourth in the SEC with 10 sacks last season
- Ranks fourth in the SEC with 17.5 sacks over the past two seasons
- Named SEC Defensive Lineman of the Week three times last season

2016 ALPHABETICAL ROSTER

No.	Name	POS	HT	WT	CL-EXP	Hometown
8	Quincy Adeboyejo	WR	6-3	195	SR-3L	Cedar Hill, Texas
	Deontay Anderson	DB	6-1	212	Fr.-HS	Manvel, Texas
83	Gabe Angel	TE	6-3	218	FR-HS	Lebanon, Tenn.
44	Alex Ashlock	LB	6-2	225	JR-Sq.	Cordova, Tenn.
	Detric Bing-Dukes	LB	6-1	232	So.-JC	Tucker, Ga.
81	Trey Bledsoe	WR	6-1	213	JR-2L	Grenada, Miss.
76	Daronte Bouldin	OL	6-5	327	JR-2L	Canton, Miss.
23	Eugene Brazley	RB	5-9	189	JR-2L	New Orleans, La.
1	Tony Bridges	DB	6-0	183	SR-1L	Collins, Miss
6	Fadol Brown	DE	6-4	280	SR-2L	Charleston, S.C.
	A.J. Brown	WR	6-1	225	Fr.-HS	Starkville, Miss.
25	D.K. Buford	RB	5-11	221	SO-1L	Oxford, Miss.
77	Talbot Buys	OL	6-8	310	SR-2L	Vicksburg, Miss.
21	Terry Caldwell	LB	6-1	216	SR-1L	Wilmington, N.C.
	Josiah Coatney	DL	6-5	285	So.-JC	Douglasville, Ga.
12	Tony Conner	DB	6-0	215	SR-3L	Batesville, Miss.
	Justin Connor	DB	5-10	187	Fr.-HS	Sardis, Miss.
75	Robert Conyers	OL	6-5	290	SR-3L	Miami, Fla.
	Octavious Cooley	TE	6-3	254	Fr.-HS	Laurel, Miss.
34	Shawn Curtis	DE	6-3	247	FR-RS	Doral, Fla.
25	Montrell Custis	DB	6-0	174	FR-RS	Jonesboro, Ga.
62	Kamden Darney	LS	6-2	220	FR-RS	Upland, Calif.
16	Drew Davis	QB	6-1	208	SR-1L	Bonita Springs, Fla.
23	Carlos Davis	DB	5-8	171	SR-3L	Birmingham, Ala.
37	Luke Davis	LB	6-2	216	JR-1L	Trussville, Ala.
	Jack DeFoor	OL	6-4	276	Fr.-HS	Calhoun, Ga.
91	Ross Donnelly	DT	6-1	309	SO-1L	Houston, Texas
11	Greg Eisworth	DB	5-11	180	FR-HS	Grand Prairie, Texas
17	Evan Engram	TE	6-3	227	SR-3L	Powder Springs, Ga.
14	Victor Evans	DE	6-3	238	SO-1L	Dallas, Texas
35	Donta Evans	LB	6-1	222	FR-HS	Lawrenceville, Ga.
63	Jacob Feeley	C	6-2	273	SR-1L	Picayune, Miss.
53	Will Few	LS	6-3	232	SR-1L	Augusta, Ga.
3	DeMarquis Gates	LB	6-2	217	JR-2L	Hampton, Ga.
67	Alex Givens	OL	6-6	293	FR-RS	Nashville, Tenn.
94	Will Gleeson	P	6-3	197	JR-2L	Melbourne, Australia
17	Jarred Gray	DB	6-0	185	JR-HS	Clinton, Miss.
94	Issac Gross	DT	6-1	240	SR-4L	Batesville, Miss.
4	C.J. Hampton	DB	6-0	179	JR-2L	Meridian, Miss.
15	Myles Hartsfield	DB	6-0	190	FR-HS	Sayreville, N.J.
10	Marquis Haynes	DE	6-3	220	JR-2L	Jacksonville, Fla.
96	Jordan Hebert	DT	6-0	285	SO-1L	Klein, Texas
40	Willie Hibbler	LB	6-3	238	FR-RS	Sardis, Miss.
52	Michael Howard	OL	6-5	232	FR-RS	Green Cove Springs, Fla.
93	Tyler Jackson	K	5-11	185	SR-Sq.	Oxford, Miss.
12	Van Jefferson	WR	6-2	181	FR-RS	Brentwood, Tenn.
26	Martin Johnson	RB	6-0	192	SR-1L	Preston, Miss.
54	Sam Johnson	OL	6-2	265	FR-RS	Nashville, Tenn.
61	Eli Johnson	C	6-3	295	FR-HS	Taylor, Miss.
19	Derrick Jones	WR	6-2	189	SR-3L	Eupora, Miss.
93	D.J. Jones	DT	6-0	324	SR-1L	Greenville, S.C.
95	Benito Jones	DT	6-1	285	FR-HS	Waynesboro, Miss.
	Jaylon Jones	DB	5-11	171	Fr.-HS	Allen, Texas
21	Akeem Judd	RB	5-11	222	SR-1L	Durham, N.C.
16	Jalen Julius	DB	6-0	180	FR-RS	Winter Garden, Fla.
10	Chad Kelly	QB	6-2	215	SR-1L	Buffalo, N.Y.

No.	Name	POS	HT	WT	CL-EXP	Hometown
85	Dawson Knox	TE	6-4	222	FR-RS	Nashville, Tenn.
57	Chadwick Lamar	LS	6-1	212	SO-1L	Oxford, Miss.
78	Jeremy Liggins	OL	6-3	302	SR-2L	Oxford, Miss.
29	Armani Linton	DB	6-2	206	FR-RS	Walnut, Miss.
	Greg Little	OL	6-6	326	Fr.-HS	Allen, Texas
5	DaMarkus Lodge	WR	6-2	190	SO-1L	Cedar Hill, Texas
27	Cale Luke	WR	6-1	197	JR-1L	Clinton, Miss.
	Rommel Mageo	LB	6-2	233	Gr.-TR	Pago Pago, Am. Samoa
80	Elliot Markuson	LB	6-0	235	JR-2L	Oxford, Miss.
	Bryce Mathews	OL	6-6	275	Fr.-HS	Brentwood, Tenn.
	Jacob Mathis	TE	6-4	228	Fr.-HS	Tampa, Fla.
42	Garrald McDowell	DL	6-2	240	SO-1L	Covington, La.
	D.K. Metcalf	WR	6-4	206	Fr.-HS	Oxford, Miss.
13	Kailo Moore	DB	5-10	195	SR-3L	Rosedale, Miss.
26	C.J. Moore	DB	5-11	190	JR-2L	Bassfield, Miss.
30	A.J. Moore	DB	6-0	199	JR-2L	Bassfield, Miss.
99	Herbert Moore	DT	6-1	322	JR-1L	Memphis, Tenn.
	Royce Newman	OL	6-5	260	Fr.-HS	Nashville, Ill.
	Tre Nixon	WR	6-1	170	Fr.-HS	Viera, Fla.
91	Nathan Noble	K	6-3	224	SR-3L	Greenville, Miss.
28	Cam Ordway	DB	5-11	174	SO-1L	Pulaski, Tenn.
11	Markell Pack	WR	6-2	193	JR-2L	Purvis, Miss.
20	Shea Patterson	QB	6-2	195	FR-HS	Shreveport, La.
79	Javon Patterson	OL	6-3	307	SO-1L	Petal, Miss.
7	Jason Pellerin	QB	6-4	229	FR-RS	New Iberia, La.
	D'Vaughn Pennamon	RB	5-11	214	Fr.-HS	Manvel, Texas
45	Tyler Pittman	DL	6-0	232	JR-Sq.	Kossuth, Miss.
24	Taylor Polk	LB	5-11	212	JR-2L	Magee, Miss.
55	Tyler Putman	OL	6-4	300	SO-Sq.	Olive Branch, Miss.
43	Ty Quick	TE	6-3	257	JR-2L	Terry, Miss.
48	Jack Raborn	LB	6-1	217	SO-Sq.	Winston-Salem, N.C.
50	Sean Rawlings	OL	6-5	280	SO-1L	Madison, Miss.
52	Austrian Robinson	DL	6-4	292	FR-RS	New York, N.Y.
33	John-Patrick Sherling	LB	5-11	224	JR-1L	Fairhope, Ala.
70	Jordan Sims	OL	6-4	334	SO-1L	Homewood, Ala.
41	Antwain Smith	DB	5-9	175	JR-Sq.	Southaven, Miss.
22	Ray Ray Smith	LB	6-2	213	JR-2L	Florence, Ala.
9	Breeland Speaks	DT	6-3	313	SO-1L	Jackson, Miss.
	Jarrion Street	RB	6-2	207	Fr.-HS	Trussville, Ala.
3	Damore'ea Stringfellow	WR	6-2	220	JR-1L	Perris, Calif.
32	Temario Strong	LB	6-0	211	SR-3L	Batesville, Miss
24	Eric Swinney	RB	5-9	197	FR-RS	Riverdale, Ga.
58	Mike Taylor	LS	6-3	185	FR-RS	Jackson, Tenn.
73	Rod Taylor	OL	6-3	320	JR-2L	Jackson, Miss.
84	Hunter Thurley	TE	6-4	232	SR-1L	Nashville, Tenn.
	Triqious Tisdale	LB	6-5	249	Fr.-HS	Lexington, Tenn.
	Chandler Tuitt	OL	6-4	220	Fr.-HS	Tyrone, Ga.
33	Nathan Vanderburg	RB	5-7	167	JR-Sq.	Olive Branch, Miss.
98	Grant Warren	P	6-1	201	JR-Sq.	Pascagoula, Miss.
85	Alex Weber	WR	6-1	185	SO-1L	Lake City, Fla.
5	Ken Webster	DB	5-11	180	JR-2L	Decatur, Ga.
98	Charles Wiley	DE	6-2	240	FR-HS	Stockbridge, Ga.
22	Jordan Wilkins	RB	6-1	214	JR-2L	Cordova, Tenn.
36	Zedrick Woods	DB	5-11	197	SO-1L	Lake City, Fla.
97	Gary Wunderlich	K/P	6-0	188	JR-2L	Memphis, Tenn.
38	John Youngblood	DE	6-3	255	SR-3L	Trussville, Ala.
89	Taz Zettergren	TE	6-3	218	SR-3L	Senatobia, Miss.

YEAR-BY-YEAR RECORDS

Year	Coach	SEC	SEC Finish	Overall	Bowls
1893	Dr. A.L. Bondurant	4-1			
1894	C. D. Clark	6-1			
1895	H. L. Fairbanks	2-1			
1896	J. W. Hollister	1-2			
1897	No Team				
1898	T. G. Scarbrough	1-1			
1899	W. H. Lyon	3-4			
1900	Z. N. Estes, Jr.	0-3			
1901	William Sibley, Daniel S. Martin	2-4			
1902	Daniel S. Martin	4-3			
1903	Mike Harvey	2-1-1			
1904	Mike Harvey	4-3			
1905	None	0-2			
1906	T. S. Hammond	4-2			
1907	Frank Mason	0-6			
1908	Frank Kyle	3-5			
1909	Dr. N. P. Stauffer	4-3-2			
1910	Dr. N. P. Stauffer	7-1			
1911	Dr. N. P. Stauffer	6-3			
1912	Leo DeTray	5-3			
1913	William Driver	6-3-1			
1914	William Driver	5-4-1			
1915	Fred Robbins	2-6			
1916	Fred Robbins	3-6			
1917	C. R. (Dudy) Noble	1-4-1			
1918	C. R. (Dudy) Noble	1-3			
1919	R. L. Sullivan	4-4			
1920	R. L. Sullivan	4-3			
1921	R. L. Sullivan	3-6			
1922	R. A. Cowell	4-5-1			
1923	R. A. Cowell	4-6			
1924	Chester Barnard	4-5			
1925	Homer Hazel	5-5			
1926	Homer Hazel	5-4			
1927	Homer Hazel	5-3			
1928	Homer Hazel	5-4			
1929	Homer Hazel	1-6-2			
1930	Ed Walker	3-5-1			
1931	Ed Walker	2-6-1			
1932	Ed Walker	5-6			
1933	Ed Walker	2-2-1	6†	6-3-2	-
1934	Ed Walker	2-3-1	8	4-5-1	-
1935	Ed Walker	3-1	3	9-3	Orange
1936	Ed Walker	0-3-1	11	5-5-2	-
1937	Ed Walker	0-4	10†	4-5-1	-
1938	Harry Mehre	3-2	4	9-2	-
1939	Harry Mehre	2-2	5†	7-2	-
1940	Harry Mehre	3-1	3	9-2	-
1941	Harry Mehre	2-1-1	5	6-2-1	-
1942	Harry Mehre	0-5	11†	2-7	-
1943	NO TEAM	-	-	-	-
1944	Harry Mehre	2-3	7	2-6	-
1945	Harry Mehre	3-3	5†	4-5	-
1946	H.W. "Red" Drew	1-6	11	2-7	-
1947	Johnny Vaught	6-1	1	9-2	Delta
1948	Johnny Vaught	6-1	2	8-1	-
1949	Johnny Vaught	2-4	9	4-5-1	-
1950	Johnny Vaught	1-5	11	5-5	-
1951	Johnny Vaught	4-2-1	3†	6-3-1	-
1952	Johnny Vaught	4-0-2	3	8-1-2	Sugar
1953	Johnny Vaught	4-1-1	2†	7-2-1	-
1954	Johnny Vaught	5-0	1	9-2	Sugar
1955	Johnny Vaught	5-1	1	10-1	Cotton
1956	Johnny Vaught	4-2	4	7-3	-
1957	Johnny Vaught	5-0-1	2	9-1-1	Sugar
1958	Johnny Vaught	4-2	3	9-2	Gator
1959	Johnny Vaught	5-1	2†	10-1	Sugar
1960	Johnny Vaught	5-0-1	1	10-0-1	Sugar
1961	Johnny Vaught	5-1	3	9-2	Cotton
1962	Johnny Vaught	6-0	1	10-0	Sugar
1963	Johnny Vaught	5-0-1	1	7-1-2	Sugar
1964	Johnny Vaught	2-4-1	7	5-5-1	Bluebonnet
1965	Johnny Vaught	5-3	5	7-4	Liberty
1966	Johnny Vaught	5-2	4	8-3	BlueBonnet
1967	Johnny Vaught	4-2-1	5	6-4-1	Sun
1968	Johnny Vaught	3-2-1	6†	7-3-1	Liberty
1969	Johnny Vaught	4-2	5	8-3	Sugar
1970	Johnny Vaught	4-2	4	7-4	Gator
1971	Billy Kinard	4-2	4†	10-2	Peach
1972	Billy Kinard	2-5	7†	5-5	-
1973	Kinard/Vaught	4-3	3	6-5	-
1974	Ken Cooper	0-6	10	3-8	-
1975	Ken Cooper	5-1	2†	6-5	-

Year	Coach	SEC	SEC Finish	Overall	Bowls
1976	Ken Cooper	#4-3	5†	6-5	-
1977	Ken Cooper	#3-4	6	6-5	-
1978	Steve Sloan	2-4	7†	5-6	-
1979	Steve Sloan	3-3	5†	4-7	-
1980	Steve Sloan	2-4	7†	3-8	-
1981	Steve Sloan	1-4-1	8†	4-6-1	-
1982	Steve Sloan	0-6	9†	4-7	-
1983	Billy Brewer	4-2	3†	7-5	Independence
1984	Billy Brewer	1-5	9†	4-6-1	-
1985	Billy Brewer	2-4	6	4-6-1	-
1986	Billy Brewer	4-2	2†	8-3-1	Independence
1987	Billy Brewer	1-5	7†	3-8	-
1988	Billy Brewer	3-4	6†	5-6	-
1989	Billy Brewer	4-3	4†	8-4	Liberty
1990	Billy Brewer	5-2	2†	9-3	Gator
1991	Billy Brewer	1-6	9	5-6	-
1992	Billy Brewer	5-3	2-W	9-3	Liberty
1993	Billy Brewer	#4-4	T3-W	#6-5	-
1994	Joe Lee Dunn	2-6	T4-W	4-7	-
1995	Tommy Tuberville	3-5	-	6-5	-
1996	Tommy Tuberville	2-6	-	5-6	-
1997	Tommy Tuberville	4-4	T4-W	8-4	Motor City
1998	Tommy Tuberville/ David Cutcliffe	3-5	T4-W	7-5	Independence
1999	David Cutcliffe	4-4	T3-W	8-4	Independence
2000	David Cutcliffe	4-4	T3-W	7-5	Music City
2001	David Cutcliffe	4-4	T3-W	7-4	-
2002	David Cutcliffe	3-5	4-W	7-6	Independence
2003	David Cutcliffe	7-1	T1-W	10-3	Cotton
2004	David Cutcliffe	3-5	T3-W	4-7	-
2005	Ed Orgeron	1-7	T5-W	3-8	-
2006	Ed Orgeron	2-6	T4-W	4-8	-
2007	Ed Orgeron	0-8	6-W	3-9	-
2008	Houston Nutt	5-3	2-W	9-4	Cotton
2009	Houston Nutt	4-4	3-W	9-4	Cotton
2010	Houston Nutt	1-7	6-W	4-8	-
2011	Houston Nutt	0-8	6-W	2-10	-
2012	Hugh Freeze	3-5	5-W	7-6	BBVA Compass
2013	Hugh Freeze	3-5	T5-W	8-5	Music City
2014	Hugh Freeze	5-3	3-W	9-4	Peach
2015	Hugh Freeze	6-2	2-W	10-3	Sugar

Includes game forfeited to Ole Miss

BOWL RESULTS (24-13)

Bowl	Opponent	Result	Date
Orange	Catholic University	L 19-20	1-1-36
Delta	Texas Christian	W 13-9	1-1-49
Sugar	Georgia Tech	L 7-24	1-1-53
Sugar	Navy	L 0-21	1-1-55
Cotton	Texas Christian	W 14-13	1-2-56
Sugar	Texas	W 39-7	1-1-58
Gator	Florida	W 7-3	12-27-58
Sugar	LSU	W 21-0	1-1-60
Sugar	Rice	W 14-6	1-2-61
Cotton	Texas	L 7-12	1-1-62
Sugar	Arkansas	W 17-13	1-1-63
Sugar	Alabama	L 7-12	1-1-64
Bluebonnet	Tulsa	L 7-14	12-19-64
Liberty	Auburn	W 13-7	12-18-65
Bluebonnet	Texas	L 0-19	12-17-66
Sun	Texas-El Paso	L 7-14	12-30-67
Liberty	Virginia Tech	W 34-17	12-14-68
Sugar	Arkansas	W 27-22	1-1-70
Gator	Auburn	L 28-35	1-2-71
Peach	Georgia Tech	W 41-18	12-30-71
Independence	Air Force	L 3-9	12-10-83
Independence	Texas Tech	W 20-17	12-20-86
Liberty	Air Force	W 42-29	12-28-89
Gator	Michigan	L 3-35	1-1-91
Liberty	Air Force	W 13-0	12-31-92
Motor City	Marshall	W 34-31	12-26-97
Independence	Texas Tech	W 35-18	12-31-98
Independence	Oklahoma	W 27-25	12-31-99
Music City	West Virginia	L 49-38	12-28-00
Independence	Nebraska	W 27-23	12-27-02
Cotton	Oklahoma State	W 31-28	1-2-04
Cotton	Texas Tech	W 47-34	1-2-09
Cotton	Oklahoma State	W 21-7	1-2-10
BBVA Compass	Pittsburgh	W 38-17	1-5-12
Music City	Georgia Tech	W 25-17	12-30-13
Peach	TCU	L 3-42	12-31-14
Sugar	Oklahoma State	W 48-20	1-1-16



MISSISSIPPI STATE

ALABAMA • ARKANSAS • AUBURN • FLORIDA • GEORGIA • KENTUCKY • LSU • OLE MISS

2016 SCHEDULE

<p>Sept. 3 Sept. 10 Sept. 17 Sept. 24 Oct. 8 Oct. 14 (Fri.) Oct. 22 Oct. 29 Nov. 5 Nov. 12 Nov. 19 Nov. 26</p>	<p>SOUTH ALABAMA (SEC Network Noon ET) SOUTH CAROLINA* (ESPN or ESPN2 7:00 ET) at LSU* (ESPN or ESPN2 7:00 ET) at UMass AUBURN* at BYU at Kentucky* SAMFORD TEXAS A&M* at Alabama* ARKANSAS* at Ole Miss*</p>	<p>MSU leads 2-0 USC leads 9-6 LSU leads 72-34-3 First Meeting AU leads 61-26-2 Tied 1-1 MSU leads 22-21 MSU leads 16-1-1 A&M leads 5-4 UA leads 79-18-3 UA leads 15-10-1 UM leads 63-43-6</p>
--	---	--

*SEC Game

Mississippi State University Bulldogs Quick Facts

LOCATION: Starkville, Mississippi

FOUNDED: 1878

ENROLLMENT: 20,365

NICKNAME: Bulldogs

COLORS: Maroon (PMS 202) and White

STADIUM: Davis Wade Stadium at Scott Field (61,337)

PLAYING SURFACE: Hybrid Bermuda Grass

FIRST GAME: Oct. 3, 1914 – Mississippi State 54, Marion Military Institute 0

HOME RECORD: 248-136-13 (.641)

HOME ATTENDANCE: 432,490 (61,784 avg./ 100.7 capacity)

ALL-TIME RECORD: 540-562-39

2015 RECORD: 9-4

2015 SEC RECORD/FINISH: 4-4/
tied for fifth in SEC West

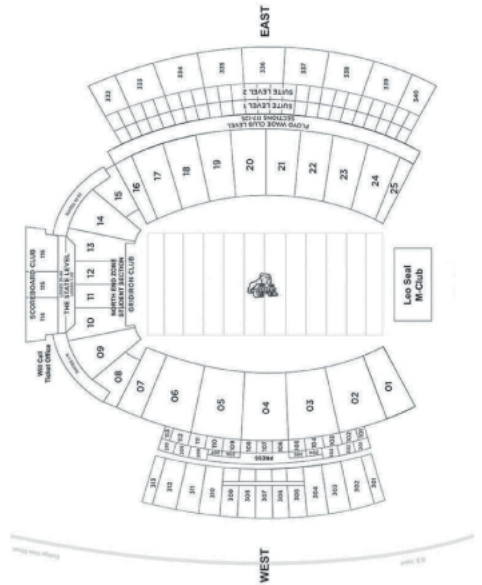
SEC CHAMPIONSHIPS: 1 (1941)

BOWL: Belk Bowl, def. NC State, 51-28

BOWL APPEARANCES: 19

BOWL RECORD: 11-8

LAST BOWL APPEARANCE: Belk Bowl, def. NC State, 51-28



DR. MARK E. KEENUM
President
(Mississippi State, '83)



DR. STEVE TURNER
Faculty Representative
(Mercer, '75)



SCOTT STRICKLIN
Athletics Director
(Mississippi State, '92)



DAN MULLEN
Head Football Coach
(Ursinas, '94)

MISSISSIPPI STATE

MISSISSIPPI STATE • MISSOURI • SOUTH CAROLINA • TENNESSEE • TEXAS A&M • VANDERBILT

DAN MULLEN



HOMETOWN: Manchester, N.H.

ALMA MATER: Ursinus (1994)

PLAYING CAREER: Ursinus College, Tight End, 1990-93.

COACHING EXPERIENCE: Wagner Wide Receivers Coach (1994-95); Columbia Wide Receivers Coach (1996-97); Syracuse Graduate Assistant Offense (1998); Notre Dame Graduate Assistant Offense (1999-2000); Bowling Green Quarterbacks Coach (2001-02); Utah Quarterbacks Coach (2003-04); Florida Offensive Coordinator/Quarterbacks Coach 2005-08; Mississippi State Head Coach 2009-present.

COACHING ACHIEVEMENTS: The 2014 Maxwell National Coach of the Year, the first in the history of MSU football ... Owns the highest winning percentage (.611) as a State coach since the late College Football Hall of Famer Allyn McKeen from 1939-48 (.764), and he is third in school history for wins by a MSU head coach (55) ... Has led MSU to the winningest two-year stretch in program history (19) and a school-record six consecutive bowl games, including their first Orange Bowl berth in 73 years in December 2014 ... Owns the most bowl victories in school history with four ... Is the third-longest current tenured head coach in the SEC ... Produced at least eight victories in four out of the last six seasons while playing in college football's toughest division ... In the 114 years prior, MSU had only produced 11 eight-win campaigns ... Since the 2014 season, MSU owns the SEC's third-best record at 19-7 ... In 2014, guided the Bulldogs to three straight wins over top-10 teams, a first in college football since 1983 ... In the process, led the program to its first ever No. 1 ranking, a spot it spent five straight weeks ... Was named the 2014 Associated Press SEC Coach of the Year as MSU earned its highest poll finish since 1940 ... MSU has shattered 100 team or individual single-game, single-season and career records in the Mullen era, including 18 during the 2015 campaign ... 21 Bulldogs have been chosen in the NFL Draft under Mullen's watch since 2010, including in 2016 the first drafted QB at MSU since 1979 ... MSU has produced a first-team All-American in five out of the last six seasons ... 115 players have earned the distinction of SEC Academic Honor Roll recipient under Mullen at MSU ... Elected to the AFCA Board of Trustees in January 2016 ... Ran and completed the Boston Marathon in 2016, raising over \$60,000 for his Mullen 36 Family Foundation, which supports children's charities in Mississippi.

BORN: April 27, 1972

WIFE: Megan

CHILDREN: Cannon and Breeelyn Elisabeth

YEAR-BY-YEAR

Year	School	Conf.	Pct.	All	Pct.	Bowl
2009	Mississippi State	3-5	.375	5-7	.417	
2010	Mississippi State	4-4	.500	9-4	.692	Gator
2011	Mississippi State	2-6	.250	7-6	.538	Music City
2012	Mississippi State	4-4	.500	8-5	.615	Gator
2013	Mississippi State	3-5	.375	7-6	.538	Liberty
2014	Mississippi State	6-2	.750	10-3	.769	Orange
2015	Mississippi State	4-4	.500	9-4	.692	Belk
TOTALS		26-30	.464	55-35	.611	7 Years
BOWL RECORD:		4-3	.571			

ASSISTANT COACHES

BRIAN BAKER (Maryland, 1985/Defensive Line/2016 will be first year)

TERRELL BUCKLEY (Florida State, 2007/Cornerbacks, Recruiting Coordinator/2016 will be first year)

BILLY GONZALES (Colorado State, 1994/Co-offensive Coordinator, Wide Receivers/Three Years)

JOHN HEVESY (Maine, 1994/Co-offensive Coordinator, Offensive Line/Seven Years)

BRIAN JOHNSON (Utah, 2008/Quarterbacks/Two Years)

GREG KNOX (Northeastern State, 1986/Running Backs, Special Teams Coordinator/Seven Years)

MAURICE LINGUIST (Baylor, 2006/Safeties/2016 will be first year)

SCOTT SALLACH (Ursinus College, 1994/Tight Ends/Seven Years)

PETER SIRMON (Oregon, 1999/Defensive Coordinator, Linebackers/2016 will be first year)

SUPPORT STAFF

NICK SAVAGE (Youngstown State, 2013) Head Strength and Conditioning Coach

JON CLARK (Bowling Green, 2002) Assistant AD/Director of Football Operations

ROCKEY FELKER (Mississippi State, 1975) Director of Player Development

BRAD PETERSON (Mississippi State, 1996) Director of Player Personnel/High School Relations



MISSISSIPPI STATE

ALABAMA • ARKANSAS • AUBURN • FLORIDA • GEORGIA • KENTUCKY • LSU • OLE MISS

RETURNING OFFENSIVE STARTERS

No.	Name	POS	CLASS	HT	WT	EXP	Hometown/Last School
8	Fred Ross	WR	Sr.	6-2	207	3L	Tyler, Texas/John Tyler
10	Brandon Holloway	RB	Sr.	5-8	165	3L	Tampa, Fla./Alonso
58	Justin Senior	OT	Sr.	6-5	295	3L	Montreal, Quebec/Hargrave [Va.] Military Academy
60	Jamaal Clayborn	C	Sr.	6-4	315	3L	Jackson, Miss./Jackson Academy
62	Devon Desper	OG	Sr.	6-4	305	3L	Madison, Miss./Madison Central

RETURNING DEFENSIVE STARTERS

No.	Name	POS	CLASS	HT	WT	EXP	Hometown/Last School
7	Tolando Cleveland	CB	Sr.	6-0	190	3L	Powder Springs, Ga./Hillgrove
11	Kivon Coman	S	Sr.	6-3	196	3L	Sheffield, Ala./Hargrave Academy
1	Brandon Bryant	S	So.	5-11	205	1L	Tunica, Miss./Tunica
39	Richie Brown	LB	Sr.	6-2	245	3L	Long Beach, Miss./Long Beach
45	J.T. Gray	LB	Jr.	6-0	196	2L	Clarksdale, Miss./Clarksdale
47	A.J. Jefferson	DE	Sr.	6-3	277	3L	Summit, Miss./North Pike
94	Nelson Adams	DT	Sr.	6-3	310	3L	Brandon, Miss./Brandon

STARTERS LOST

No.	Name	POS	CLASS	HT	WT	EXP	Hometown/Last School
1	De'Runya Wilson	WR	Jr.	6-5	215	3L	Birmingham, Ala./Wenonah
15	Dak Prescott	QB	Sr.	6-2	230	4L	Haughton, La./Haughton
23	Taveze Calhoun	CB	Sr.	6-1	180	4L	Byhalia, Miss./Byhalia
40	Devon Bell	KO/P	Sr.	6-2	190	4L	Vicksburg, Miss./Warren Central
42	Beniquez Brown	LB	Jr.	6-1	238	3L	Florence, Ala./Florence
48	Ryan Brown	DE	Sr.	6-6	266	4L	New Orleans, La./Shaw
70	Justin Malone	OL	Sr.	6-7	320	3L	Madison, Miss./Madison-Ridgeland Academy
77	Rufus Warren	OL	Sr.	6-7	299	3L	Indianola, Miss./Gentry
84	Darrion Hutcherson	TE	Sr.	6-7	260	2L	Dadeville, Ala./Copiah-Lincoln CC
98	Chris Jones	DT	Jr.	6-6	308	3L	Houston, Miss./Houston

RETURNING STATISTICAL LEADERS

RUSHING:						
	ATT	YARDS	AVG	TDS		
Brandon Holloway	92	413	45.2	0		
Ashton Shumpert	59	228	31.8	1		
Aeris Williams	40	206	15.8	3		
PASSING:						
	ATT	COMP	INT.	TD	YARDS	PCT
Nick Fitzgerald	14	11	0	3	235	78.6
RECEIVING:						
	REC	YARDS	AVG	AVG/GAME	TDS	
Fred Ross	88	1007	11.4	77.5	5	
Brandon Holloway	33	396	12.0	30.5	5	
Fred Brown	27	412	15.3	31.7	3	
Donald Gray	21	386	18.4	29.7	2	
TACKLES:						
	TOTAL	SOLO	ASST	INT.-YD	SACKS-YD	TFL-YDS
Richie Brown	109	51	58	1-3	6.5-45	13.0-61
Kivon Coman	76	39	37	1-0	0.5-3	4.0-17
J.T. Gray	65	27	38	0-0	1.5-9	3.5-14
Brandon Bryant	63	46	17	3-73	1.5-17	2.0-19
A.J. Jefferson	47	27	20	0-0	5.0-43	13.5-63

2015 RESULTS

9-4 Overall • 4-4 SEC

Home: 4-3 Away: 4-1 Neutral: 1-0 vs. Division: 2-4 vs. Top 25: 1-4

Sept. 5	[RV/RV] at Southern Miss	36,641	W, 34-16
Sept. 12	[25/RV] LSU* (14/15)	62,531	L, 19-21
Sept. 19	[RV/RV] NORTHWESTERN STATE	61,574	W, 62-13
Sept. 26	[RV/RV] at Auburn* (rv/25)	87,451	W, 17-6
Oct. 3	[21/22] at Texas A&M* (14/15)	104,455	L, 17-30
Oct. 10	[RV/RV] TROY	60,866	W, 45-17
Oct. 17	[RV/RV] LOUISIANA TECH	61,651	W, 45-20
Oct. 24	[RV/RV] KENTUCKY*	61,168	W, 42-16
Nov. 5	[24/25] at Missouri*	58,878	W, 31-13
Nov. 14	[20/20] ALABAMA* (3/4)	62,435	L, 6-31
Nov. 21	[RV/25] at Arkansas* (rv/rv)	71,936	W, 51-50
Nov. 28	[23/22] OLE MISS* (19/19)	62,265	L, 27-38
Dec. 30	[RV/RV] vs. N.C. State	46,423	W, 51-28

Belk Bowl; Charlotte, N.C.

[AP/Coaches] - Denotes team ranking at the time of the game;
[AP/Coaches] - Denotes opponent ranking at the time of the game

MISSISSIPPI STATE Team Information

BASIC OFFENSE: Spread Multiple

BASIC DEFENSE: Multiple

LETTERMEN RETURNING: 42

OFFENSE: 17

DEFENSE: 22

SPECIALTY: 3

LETTERMEN LOST: 17

OFFENSE: 8

DEFENSE: 7

SPECIALTY: 2

STARTERS RETURNING: 13

OFFENSE: 5

DEFENSE: 6

SPECIALTY: 2

STARTERS LOST: 11

OFFENSE: 6

DEFENSE: 5

SPECIALTY: 0

NOTE: Specialists include punter and place-kicker only.

ALL-STAR CANDIDATES

Richie BROWN


Senior • Linebacker • 6-2 • 245 • Long Beach, Miss.



- A valued member of the linebacker and special teams' unit who will be counted on as a starter for both groups
- Has amassed 197 career tackles with 17.0 tackles for loss, 8.5 sacks and five interceptions in 39 games with 13 starts
- In 2015, started all 13 games and finished fifth in the SEC in tackles with 190 (51 solo) to go along with 13 tackles for loss and a team-best 6.5 sacks.
- One-time Walter Camp National Defensive Player of the Week and SEC Defensive Player of the Week

Brandon BRYANT

Sophomore • Safety • 5-11 • 205 • Tunica, Miss.



- One of the SEC's most athletic playmakers who enters his second year on the field after redshirting in 2014
- In 2015, finished third among all SEC freshmen and first among SEC freshmen defensive backs with 63 tackles
- Has been clocked at a team-high 4.24 seconds in the 40-yard dash
- Played in 13 games with eight starts and has forced four turnovers – three interceptions and one fumble – during his career with one touchdown.

A.J. JEFFERSON

Senior • Defensive Lineman • 6-3 • 277 • Summit, Miss.



- Is expected to continue thriving as the anchor of a deep defensive line
- Had a breakout campaign at defensive end in 2015 after having become a regular within the defensive line rotation in 2014
- Started in all games during the 2015 season, compiling 47 tackles (27 solo), a team-high 13.5 tackles for loss, five sacks, three pass breakups, seven quarterback hurries and one forced fumble
- Has appeared in 39 games with 13 starts and 95 tackles, 24.5 tackles for loss, 9.5 sacks, five forced fumbles and one recovery

Fred ROSS

Senior • Wide Receiver • 6-2 • 207 • Tyler, Texas



- An explosive, versatile playmaker who can line up in the slot, split end and in the return game
- 2015 All-SEC First Team (Coaches, Athlon) and 2015 All-SEC Second Team (AP)
- Finished the 2015 season with a school-record 88 receptions (T-7th in SEC history) and became the second player in school history with 1,000 receiving yards in a season.
- Led the SEC in receptions per game in 2015 with 6.8
- Has appeared in 37 games with 14 starts and amassed 1,611 receiving yards on 127 receptions with 10 touchdowns in his career.



MISSISSIPPI STATE

ALABAMA • ARKANSAS • AUBURN • FLORIDA • GEORGIA • KENTUCKY • LSU • OLE MISS

2016 ALPHABETICAL ROSTER

No.	Name	POS	HT	WT	CL	EXP	Hometown
43	Fletcher Adams	DL	6-2	274	RFr.	RS	Brandon, Miss.
94	Nelson Adams	DL	6-3	305	Sr.	3L	Brandon, Miss.
66	Joel Baldwin	SN	6-3	220	So.	SQ	Tupelo, Miss.
53	Hunter Bradley	SN	6-3	245	Sr.	1L	Collierville, Tenn.
39	Richie Brown	LB	6-2	240	Sr.	3L	Long Beach, Miss.
96	Tre Brown	DL	6-4	309	Jr.	JC	Ackerman, Miss.
1	Brandon Bryant	DB	6-0	215	So.	1L	Tunica, Miss.
61	Deion Calhoun	OL	6-3	308	So.	1L	Pleasant Grove, Ala.
97	Johnathan Calvin	DL	6-3	272	Sr.	1L	Jackson, Miss.
51	Kelan Chairs	LB	6-0	218	Jr.	1L	Harvey, La.
	Korey Charles	DB	5-10	175	Fr.	HS	Tallahassee, Fla.
60	Jamaal Clayborn	OL	6-4	315	Sr.	2L	Jackson, Miss.
7	Tolando Cleveland	DB	6-0	190	Sr.	3L	Powder Springs, Ga.
72	Ronald Cochran	OL	6-4	308	So.	SQ	Olive Branch, Miss.
57	Will Coleman	DL	6-5	250	Sr.	1L	Tyler, Texas
11	Kivon Coman	DB	6-3	205	Sr.	3L	Sheffield, Ala.
43	Logan Cooke	P/K	6-5	224	Jr.	2L	Darburn, Miss.
	Jamal Couch	WR	6-4	223	Fr.	HS	Phenix City, Ala.
49	Torrey Dale	DL	6-6	277	Sr.	2L	Kenner, La.
22	Malik Dear	WR	5-9	220	So.	1L	Jackson, Miss.
62	Devon Desper	OL	6-4	305	Sr.	2L	Madison, Miss.
25	Lashard Durr	DB	5-11	197	Jr.	JC	Gulfport, Miss.
	Greg Eiland	OL	6-7	304	Fr.	HS	Philadelphia, Miss.
7	Nick Fitzgerald	QB	6-5	230	So.	1L	Richmond Hill, Ga.
21	Nick Gibson	RB	5-11	204	RFr.	RS	Birmingham, Ala.
9	Jamoral Graham	DB	5-10	183	Jr.	2L	Decatur, Miss.
35	Westin Graves	K	6-0	163	Jr.	1L	Flowood, Miss.
6	Donald Gray	WR	5-10	204	Jr.	1L	Memphis, Tenn.
45	J.T. Gray	LB	6-0	197	Jr.	2L	Clarksdale, Miss.
82	Farrod Green	TE	6-3	232	RFr.	RS	Wesson, Miss.
4	Gerri Green	LB	6-4	248	So.	1L	Greenville, Miss.
88	Aaron Hamaker	TE	6-4	272	So.	SQ	Little Rock, Ark.
46	Dez Harris	LB	6-4	236	Jr.	2L	McCalla, Ala.
90	Grant Harris	DL	6-3	290	So.	SQ	Bolton, Miss.
10	Brandon Holloway	RB	5-8	165	Sr.	3L	Tampa, Fla.
95	Braxton Hoyett	DL	6-3	305	So.	SQ	Pelham, Ala.
86	Jesse Jackson	WR	6-2	211	So.	1L	Petal, Miss.
88	Nick James	DL	6-5	320	Sr.	2L	Long Beach, Miss.
47	A.J. Jefferson	DL	6-3	280	Sr.	3L	Summit, Miss.
74	Elgton Jenkins	OL	6-4	305	So.	1L	Clarksdale, Miss.
5	Cedric Jiles	DB	5-10	186	Sr.	1L	Clinton, Miss.
64	Jocquell Johnson	OL	6-4	301	Sr.	SQ	Jackson, Miss.

No.	Name	POS	HT	WT	CL	EXP	Hometown
81	Justin Johnson	TE	6-3	239	So.	1L	Birmingham, Ala.
84	Dontea Jones	TE	6-4	254	Fr.	HS	McCool, Miss.
92	Kendell Jones	DL	6-4	280	RFr.	RS	Pinson, Ala.
	Kobe Jones	DL	6-3	278	Fr.	HS	Starkville, Miss.
3	Traver Jung	LB	6-3	229	Jr.	RS	Greenville, Miss.
33	Dontavian Lee	RB	6-1	230	So.	1L	Hattiesburg, Miss.
44	Leo Lewis	LB	6-2	230	RFr.	RS	Brookhaven, Miss.
41	Mark McLaurin	DB	6-2	218	So.	1L	Collins, Miss.
23	Keith Mixon	WR	5-8	175	RFr.	RS	Birmingham, Ala.
75	Harrison Moon	OL	6-4	290	RFr.	RS	Chattanooga, Tenn.
29	C.J. Morgan	DB	6-0	197	Fr.	HS	Bossier City, La.
91	Anfernee Mullins	DL	6-3	261	RFr.	RS	Aliceville, Ala.
26	Alec Murphy	RB	6-0	230	RFr.	RS	Nixa, Mo.
35	Gabe Myles	WR	6-0	195	Jr.	2L	Starkville, Miss.
19	Zak Neary	DB	6-1	197	So.	SQ	Adamsville, Tenn.
12	Jamal Peters	DB	6-2	217	So.	1L	Bassfield, Miss.
38	Josiah Phillips	LB	6-4	239	So.	SQ	Starkville, Miss.
55	Martinas Rankin	OL	6-5	307	Jr.	RS	Mendenhall, Miss.
24	Chris Rayford	DB	6-0	199	So.	1L	Byhalia, Miss.
	Stewart Reese	OL	6-5	340	Fr.	HS	Fort Pierce, Fla.
80	Christian Roberson	TE	6-5	239	Fr.	HS	Powder Springs, Ga.
8	Fred Ross	WR	6-2	205	Sr.	3L	Tyler, Texas
58	Justin Senior	OL	6-5	310	Sr.	3L	Montreal, Quebec
32	Ashton Shumpert	RB	6-2	218	Sr.	3L	Fulton, Miss.
	Jeffery Simmons	DL	6-4	310	Fr.	HS	Macon, Miss.
31	Maurice Smitherman	DB	5-9	185	RFr.	RS	Adamsville, Ala.
	Marquiss Spencer	DL	6-3	270	Fr.	HS	Greenwood, Miss.
85	Jonnas Spivey	WR	6-0	200	RFr.	RS	Bay Springs, Miss.
2	Elijah Staley	QB	6-6	249	So.	SQ	Marietta, Ga.
30	Chris Stamps	DB	6-0	179	RFr.	RS	Vicksburg, Miss.
67	Michael Story	OL	6-4	295	RFr.	RS	Ripley, Miss.
34	Cory Thomas	DL	6-5	313	So.	1L	Bessemer, Ala.
18	Dedrick Thomas	WR	5-9	188	RFr.	RS	Memphis, Tenn.
	Jordan Thomas	TE	6-5	295	Jr.	JC	Decatur, Miss.
	Erroll Thompson	LB	6-1	262	Fr.	HS	Florence, Ala.
14	Nick Tiano	QB	6-4	239	RFr.	RS	Chattanooga, Tenn.
28	DeAndre Ward	LB	6-1	219	Sr.	2L	Wetumpka, Ala.
50	Tim Washington	LB	6-3	225	RFr.	RS	Yazoo City, Miss.
79	Evans Wilkerson	OL	6-5	304	RFr.	RS	Jackson, Miss.
27	Aeris Williams	RB	6-1	217	So.	1L	West Point, Miss.
11	Damian Williams	QB	6-1	229	Jr.	2L	Metairie, La.
69	Darryl Williams	OL	6-2	303	RFr.	RS	Bessemer, Ala.

MISSISSIPPI STATE



MISSISSIPPI STATE • MISSOURI • SOUTH CAROLINA • TENNESSEE • TEXAS A&M • VANDERBILT

YEAR-BY-YEAR RECORDS

Year	Coach	SEC	SEC Finish	Overall	Bowls
1895	W.M. Matthews			0-2	
1896	J.B. Hildebrand			0-4	
1901	L.B. Harvey			2-2-1	
1902	L. Gwin			1-4-1	
1903	Dan Martin			3-0-2	
1904	Dan Martin			2-5	
1905	Dan Martin			3-4	
1906	Dan Martin			2-2-1	
1907	Fred Furman			6-3	
1908	Fred Furman			3-4	
1909	W.D. Chadwick			5-4	
1910	W.D. Chadwick			7-2	
1911	W.D. Chadwick			7-2-1	
1912	W.D. Chadwick			4-3	
1913	W.D. Chadwick			6-1-1	
1914	E.C. Hayes			6-2	
1915	E.C. Hayes			5-2-1	
1916	E.C. Hayes			4-4-1	
1917	Sid Robinson			6-1	
1918	Sid Robinson			3-2	
1919	Sid Robinson			6-2	
1920	Fred Holtkamp			5-3	
1921	Fred Holtkamp			4-4-1	
1922	Dudy Noble			3-4-2	
1923	Earl Able			5-2-2	
1924	Earl Able			5-4	
1925	Bernie Bierman			3-4-1	
1926	Bernie Bierman			5-4	
1927	J.W. Hancock			5-3	
1928	J.W. Hancock			2-4-2	
1929	J.W. Hancock			1-5-2	
1930	Chris Cagle			2-7	
1931	Ray Dauber			2-6	
1932	Ray Dauber			3-5	
1933	Ross McKechnie	1-5-1	12	3-6-1	-
1934	Ross McKechnie	0-5	11†	4-6	-
1935	Ralph Sasse	2-3	9†	8-3	-
1936	Ralph Sasse	3-2	5	7-3-1	Orange
1937	Ralph Sasse	3-2	5	5-4-1	-
1938	Emerson "Spike" Nelson	1-4	11	4-6	-
1939	Allyn McKeen	3-2	4	8-2	Orange
1940	Allyn McKeen	4-0-1	2	10-0-1	-
1941	Allyn McKeen	4-0-1	1	8-1-1	-
1942	Allyn McKeen	5-2	4	8-2	-
1943	NO TEAM				
1944	Allyn McKeen	3-2	5	6-2	-
1945	Allyn McKeen	2-3	7†	6-3	-
1946	Allyn McKeen	3-2	5	8-2	-
1947	Allyn McKeen	2-2	4†	7-3	-
1948	Allyn McKeen	3-3	6†	4-4-1	-
1949	Arthur "Slick" Morton	0-6	12	0-8-1	-
1950	Arthur "Slick" Morton	3-4	7†	4-5	-
1951	Arthur "Slick" Morton	2-5	11	4-5	-
1952	Murray Warmath	3-4	7	5-4	-
1953	Murray Warmath	3-1-3	5†	5-2-3	-
1954	Darrell Royal	3-3	6†	6-4	-
1955	Darrell Royal	4-4	6†	6-4	-
1956	Wade Walker	2-5	8†	4-6	-
1957	Wade Walker	4-2-1	3†	6-2-1	-
1958	Wade Walker	1-6	12	3-6	-
1959	Wade Walker	0-7	12	2-7	-
1960	Wade Walker	0-5-1	11	2-6-1	-
1961	Wade Walker	1-5	10†	5-5	-
1962	Paul Davis	2-5	9	3-6	-
1963	Paul Davis	4-1-2	4	7-2-2	Liberty
1964	Paul Davis	2-5	8	4-6	-
1965	Paul Davis	1-5	9†	4-6	-
1966	Paul Davis	0-6	9†	2-8	-
1967	Charley Shira	0-6	9†	1-9	-
1968	Charley Shira	0-4-2	9	0-8-2	-
1969	Charley Shira	0-5	10	3-7	-
1970	Charley Shira	3-4	7†	6-5	-
1971	Charley Shira	1-7	10	2-9	-

Year	Coach	SEC	SEC Finish	Overall	Bowls
1972	Charley Shira	1-6	9	4-7	-
1973	Bob Tyler	2-5	8†	4-5-2	-
1974	Bob Tyler	3-3	4†	9-3	Sun
1975	Bob Tyler	*0-6	9†	*2-9	-
1976	Bob Tyler	*0-6	9†	*0-11	-
1977	Bob Tyler	*0-6	9†	*0-11	-
1978	Bob Tyler	2-4	7†	6-5	-
1979	Emory Bellard	2-4	8	3-8	-
1980	Emory Bellard	5-1	2†	9-3	Sun
1981	Emory Bellard	4-2	3	8-4	Hall of Fame
1982	Emory Bellard	2-4	8	5-6	-
1983	Emory Bellard	1-5	8	3-8	-
1984	Emory Bellard	1-5	9†	4-7	-
1985	Emory Bellard	0-6	9	5-6	-
1986	Rockey Felker	2-4	7†	6-5	-
1987	Rockey Felker	1-5	7†	4-7	-
1988	Rockey Felker	0-7	10	1-10	-
1989	Rockey Felker	1-6	9	5-6	-
1990	Rockey Felker	1-6	8	5-6	-
1991	Jackie Sherrill	4-3	4†	7-5	Liberty
1992	Jackie Sherrill	4-4	3-W	7-5	Peach
1993	Jackie Sherrill	#3-4-1	5-W	#4-5-2	-
1994	Jackie Sherrill	5-3	2-W	8-4	Peach
1995	Jackie Sherrill	1-7	4-W	3-8	-
1996	Jackie Sherrill	3-5	4-W	5-6	-
1997	Jackie Sherrill	4-4	T3-W	7-4	-
1998	Jackie Sherrill	6-2	T1-W	8-5	Cotton
1999	Jackie Sherrill	6-2	2-W	10-2	Peach
2000	Jackie Sherrill	4-4	T3-W	8-4	Independence
2001	Jackie Sherrill	2-6	6-W	3-8	-
2002	Jackie Sherrill	0-8	5-W	3-9	-
2003	Jackie Sherrill	1-7	5-W	2-10	-
2004	Sylvester Croom	2-6	6-W	3-8	-
2005	Sylvester Croom	1-7	T5-W	3-8	-
2006	Sylvester Croom	1-7	T5-W	3-9	-
2007	Sylvester Croom	4-4	T3-W	8-5	Liberty
2008	Sylvester Croom	2-6	T4-W	4-8	-
2009	Dan Mullen	3-5	T4-W	5-7	-
2010	Dan Mullen	4-4	5-W	9-4	Gator
2011	Dan Mullen	2-6	5-W	7-6	Music City
2012	Dan Mullen	4-4	4-W	8-5	Gator
2013	Dan Mullen	3-5	T5-W	7-6	Liberty
2014	Dan Mullen	6-2	2-W	10-3	Orange
2015	Dan Mullen	4-4	5-W	9-4	Belk

* Includes forfeits imposed on Mississippi State by NCAA & SEC
Includes game forfeited to Mississippi State

BOWL RESULTS (11-8)

Bowl	Opponent	Result	Date
Orange	Duquesne	L 12-13	1-1-37
Orange	Georgetown	W 14-7	1-1-41
Liberty	North Carolina State	W 16-12	12-21-63
Sun	North Carolina	W 26-24	12-28-74
Sun	Nebraska	L 17-31	12-27-80
Hall of Fame	Kansas	W 10-0	12-31-81
Liberty	Air Force	L 15-38	12-29-91
Peach	North Carolina	L 17-21	1-2-93
Peach	North Carolina State	L 24-28	1-1-95
Cotton	Texas	L 11-38	1-1-99
Peach	Clemson	W 17-7	12-30-99
Independence	Texas A&M	W 43-41 (OT)	12-31-00
Liberty	Central Florida	W 10-3	12-29-07
Gator	Michigan	W 52-14	1-1-11
Music City	Wake Forest	W 23-17	12-30-11
Gator	Northwestern	L 20-34	1-1-13
Liberty	Rice	W 44-7	12-31-13
Orange	Georgia Tech	L 34-49	12-31-14
Belk	N.C. State	W 51-28	12-30-15



MISSOURI

ALABAMA • ARKANSAS • AUBURN • FLORIDA • GEORGIA • KENTUCKY • LSU • OLE MISS

2016 SCHEDULE

Sept. 3	at West Virginia	(FS1 Noon ET)	Mizzou leads 3-2
Sept. 10	EASTERN MICHIGAN	(SEC Net. Alt. 7:30 ET)	Mizzou leads 1-0
Sept. 17	GEORGIA*	(SEC Network 7:30 ET)	Georgia leads 4-1
Sept. 24	DELAWARE STATE		1st Meeting
Oct. 1	at LSU*		Mizzou leads 1-0
Oct. 15	at Florida*		Mizzou leads 3-2
Oct. 22	MIDDLE TENNESSEE (HC)		Mizzou leads, 1-0
Oct. 29	KENTUCKY*		Tied 3-3
Nov. 5	at South Carolina*		Mizzou leads 4-2
Nov. 12	VANDERBILT*		Mizzou leads 4-3-1
Nov. 19	at Tennessee*		Mizzou leads 3-1
Nov. 25	ARKANSAS*		Mizzou leads 4-3

*SEC Game

University of Missouri Tigers Quick Facts

LOCATION: Columbia, Missouri

FOUNDED: 1839

ENROLLMENT: 35,441

NICKNAME: Tigers

COLORS: Old Gold and Black

STADIUM: Faurot Field/Memorial Stadium (71,168)

PLAYING SURFACE: Artificial (Field Turf)

FIRST GAME: Oct. 20, 1890 – Missouri 22, Picked Team 6

HOME RECORD: 279-178-20 (.606)

HOME ATTENDANCE: 390,720 (65,120 avg./91.50% capacity)

ALL-TIME RECORD: 660-542-52 (.547/1,254 games)

2015 RECORD: 5-7

2015 SEC RECORD/FINISH: 1-7/T-6th in SEC East

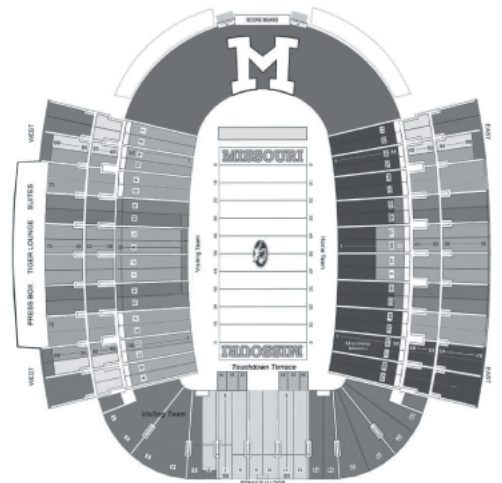
SEC CHAMPIONSHIPS: 0

BOWL: N/A)

BOWL APPEARANCES: 31

BOWL RECORD: 15-16 (.484)

LAST BOWL APPEARANCE: Buffalo Wild Wings Citrus Bowl, Orlando, Fla. (defeated Minnesota, 33-17, Jan. 1, 2015)



HENRY C. "HANK" FOLEY
Interim Chancellor
(Providence, 1977)



CHRISTINA WELLS
Faculty Representative
(Kansas, 1985)



MACK RHOADES
Athletics Director
(Arizona, '93)



BARRY ODOM
Head Football Coach
(Missouri, '99)

BARRY ODOM



HOMETOWN: Maysville, Okla.

ALMA MATER: Missouri, 1999

PLAYING CAREER: 1st season

COACHING EXPERIENCE: A longtime fixture at Mizzou, Odom, 39, takes over a program he has been immersed in at every level for some 14 years – including six in an administrative capacity (2003-08), four as a coach (2009-11, 2015) and four as a highly-successful student-athlete (1996-99). He has spent the past four seasons as a defensive coordinator, including three at Memphis (2012-14) and one at Missouri, where his units were considered among the best in the nation.

COACHING ACHIEVEMENTS: Odom recently finished up an outstanding season as first-year defensive coordinator for Mizzou and retired coach Gary Pinkel, as his Tigers ranked ninth in the nation in total defense, allowing just 302.0 yards per game. Since the NCAA began tracking defensive statistics in 1978, this marks the first time in MU history that Mizzou has had a top-10 defense. Odom's defense was also ranked seventh nationally in scoring defense (16.2 avg.), seventh in pass defense (169.2 avg.) and second in tackles for loss (8.8 avg.).

BORN: Nov. 26, 1976

WIFE: Tritia (Tia)

CHILDREN: Sons James Trump and Garyt Robert, and daughter Anna Lockwood

YEAR-BY-YEAR

Year	School	Conf.	Pct.	All	Pct.	Bowl
First Year						

ASSISTANT COACHES

- ANDY HILL** (Missouri '85; Associate Head Coach/Wide Receivers)
- CORNELL FORD** (Toledo '91; Associate Head Coach/Running Backs)
- DEMONTIE CROSS** (Missouri '97; Defensive Coordinator/Linebackers)
- JOSH HEUPEL** (Oklahoma, '01; Offensive Coordinator/Quarterbacks)
- RYAN WALTERS** (Colorado, '08; Co-Defensive Coordinator/Safeties)
- GREG BROWN** (UTEP, '80; Cornerbacks)
- GLEN ELARBEE** (Middle Tennessee, '03; Offensive Line)
- JOE JON FINLEY** (Oklahoma, '08; Tight Ends)
- JACKIE SHIPP** (Langston, '92; Defensive Line)

SUPPORT STAFF

- MIKE MCHUGH** (Findlay, 1983) Director of Football Operations
- A.J. OFODILE** (Missouri, 2001) as Director of Recruiting
- ROHRK CUTCHLOW** (Memphis, 1998) Strength Coach
- REX SHARP** (Ball State, 1979) Athletic Trainer



MISSOURI

ALABAMA • ARKANSAS • AUBURN • FLORIDA • GEORGIA • KENTUCKY • LSU • OLE MISS

RETURNING OFFENSIVE STARTERS

Name	POS	HT	WT	CLASS	STARTS
Nate Brown	WR	6-3	205	Jr.	12
Nate Crawford	OL	6-5	300	Jr.	8
Sean Culkin	TE	6-6	245	Sr.	10
Drew Lock	QB	6-4	205	So.	8
J'Mon Moore	WR	6-3	190	Jr.	12

RETURNING DEFENSIVE STARTERS

Name	POS	CLASS	HT	WT	STARTS
Josh Augusta	DL	6-4	345	Sr.	12
Walter Brady	DL	6-3	255	So.	9
Charles Harris	DL	6-3	255	Jr.	12
Rickey Hatley	DL	6-4	285	Sr.	7
Donavin Newsom	LB	6-2	230	Sr.	12
Aarion Penton	CB	5-10	190	Sr.	12
Michael Scherer	LB	6-3	235	Sr.	12
Anthony Sherrils	S	6-0	200	Sr.	12

STARTERS LOST

Name	POS	HT	WT	CLASS
Evan Boehm	OL	6-3	320	12
Taylor Chappell	OL	6-5	305	10
Mitch Hall	OL	6-5	310	12
Russell Hansbrough	RB	5-9	195	11
Wesley Leftwich	WR	6-1	205	11
Connor McGovern	OL	6-4	305	12
Kentrell Brothers	LB	6-1	235	12
Kenya Dennis	CB	5-11	200	11
Ian Simon	S	6-0	195	12

RETURNING STATISTICAL LEADERS

RUSHING:	GP-GS	ATT	YDS	AVG	TDS
Ish Witter (Jr.)	12-1	126	518	4.1	1
Drew Lock (So.)	12-8	52	18	0.5	1

PASSING:	GP-GS	COMP	ATT	PCT	YDS	INT	TDS
Drew Lock (So.)	12-8	129	263	49.0	1332	8	4

RECEIVING:	GP-GS	REC	YDS	AVG	AVG/G	TDS
J'Mon Moore, WR (Jr.)	12-12	29	350	12.1	29.2	3
Nate Brown, WR (Jr.)	12-12	27	326	12.1	27.2	4
Sean Culkin, TE (Sr.)	10-10	16	139	8.7	13.9	1
Ish Witter, RB (Jr.)	12-1	15	143	9.5	11.9	0
Jason Reese, TE (Jr.)	12-0	15	126	8.4	10.5	0
Keyon Dilosa, WR (So.)	11-1	11	86	7.8	7.8	0

DEFENSE:	GP-GS	SOLO	ASST	TOTAL	INT/YDS	SACKS/YDS	TFL/YDS
Michael Scherer, LB (Sr.)	12-12	47	46	93	0-0	0-0	9.0-16
Anthony Sherrils, S (Sr.)	12-12	41	23	64	1-50	0-0	4.0-12
Donavin Newsom, LB (Sr.)	12-12	41	23	64	0-0	2.5-22	9.0-44
Aarion Penton, CB (Sr.)	12-12	41	18	59	1-0	0-0	4.5-13
Charles Harris, DL (Jr.)	12-12	32	24	56	0-0	7.0-51	18.5-85
Walter Brady, DL (So.)	12-9	21	19	40	1-22	7.0-41	12.5-53
Josh Augusta, DL (Sr.)	12-12	17	10	27	0-0	0-0	8.5-16
Terry Beckner, Jr., DL (So.)	10-5	13	14	27	0-0	3.0-12	8.0-23
Rickey Hatley, DL (Sr.)	11-7	9	18	27	0-0	0-0	1.0-2
A.J. Logan, DL (Jr.)	12-0	7	14	21	0-0	0-0	2.0-61

2015 RESULTS

5-7 Overall • 1-7 SEC

Home: 3-3 Away: 1-4 Neutral: 1-0 vs. Division: 1-5 vs. Top 25: 0-2

Sept. 5	[24/23] SE MISSOURI STATE	64,670	W, 34-3
Sept. 12	[21/21] at Arkansas State*	29,143	W, 27-20
Sept. 19	[22/20] UCONN	70,079	W, 9-6
Sept. 26	[25/23] at Kentucky*	58,008	L, 13-21
Oct. 3	[--/RV] SOUTH CAROLINA*	66,751	W, 24-10
Oct. 10	FLORIDA* (11/12)	70,767	L, 3-21
Oct. 17	at Georgia* (rv/rv)	92,746	L, 6-9
Oct. 24	at Vanderbilt*	31,128	L, 3-10
Nov. 5	MISSISSIPPI STATE* (24/25)	58,878	L, 13-31
Nov. 14	BYU (rv/rv) (Kansas City)	42,824	W, 20-16
Nov. 21	TENNESSEE*	59,575	L, 8-19
Nov. 27	at Arkansas* (rv/rv)	72,496	L, 3-28

[AP/Coaches] - Denotes team ranking at the time of the game;
[AP/Coaches] - Denotes opponent ranking at the time of the game

MISSOURI Team Information

BASIC OFFENSE: Multiple

BASIC DEFENSE: Multiple

LETTERMEN RETURNING: 45

OFFENSE: 18

DEFENSE: 25

SPECIALTY: 2

LETTERMEN LOST: 22

OFFENSE: 14

DEFENSE: 7

SPECIALTY: 1

STARTERS RETURNING: 13

OFFENSE: 5

DEFENSE: 8

SPECIALTY: 0

STARTERS LOST: 9

OFFENSE: 6

DEFENSE: 3

SPECIALTY: 0

NOTE: Specialists include punter and place-kicker only.



ALL-STAR CANDIDATES

Charles **HARRIS**

RS Junior • DE • 6-3 • 255 • Kansas City, Mo.



- 2015 Second Team All-SEC (Coaches)
- Led SEC with 18.5 TFLs in 2015
- Bednarik Award Watch List (Midseason, 2015)

Michael **SCHERER**

RS Junior • LB • 6-3 • 235 • St. Louis, Mo.



- At least 90 tackles in back-to-back seasons
- Second on team with 93 tackles in 2015
- Aaron O'Neal St. Louis Player of the Year Winner
- 11th in SEC in tackles, 8th among non-seniors

Aarion **PENTON**

Senior • CB • 5-10 • 190 • St. Louis, Mo.



- 2015 Spring Most Improved CB
- Team Top Cornerback (2015)
- 59 tackles in 2015 were second among Mizzou secondary

Terry **BECKNER, JR.**

Sophomore • DT • 6-4 • 300 • East St. Louis, Ill.



- 2015 1st-Team Freshman All-American (FWAA, Sporting News)
- 2015 Freshman All-SEC (Coaches)
- 2015 Team Interior Lineman of the Year



MISSOURI

ALABAMA • ARKANSAS • AUBURN • FLORIDA • GEORGIA • KENTUCKY • LSU • OLE MISS

2016 ALPHABETICAL ROSTER

No.	Name	POS	HT	WT	CL	Hometown
57	Alec Abeln	OL	6-3	290	Jr.	St. Louis, Mo.
17	DeMarkus Acy	DB	6-2	185	Fr.	Dallas, Texas
77	Paul Adams	OL	6-6	290	So.	Nashville, Tenn.
91	Turner Adams	PK	6-0	195	Jr.	Springfield, Mo.
45	Franklin Agbasimere	LB	6-2	220	RSFr.	Lagos, Nigeria
19	Oke Akushe	WR	5-10	185	Jr.	St. Louis, Mo.
97	Augusta, Josh	DL	6-4	345	Sr.	Peoria, Ill.
56	Samson Bailey	OL	6-5	270	So.	Lamar, Mo.
29	Trey Baldwin	LB	6-2	240	Fr.	Houston, Texas
79	Terry Beckner, Jr.	DL	6-4	300	So.	East St. Louis, Ill.
38	Eric Beisel	LB	6-3	225	Jr.	Fenton, Mo.
1	Chris Black	WR	6-0	192	Sr.	Jacksonville, Fla.
17	DeSean Blair	WR	6-3	190	So.	Jacksonville, Fla.
11	Kendall Blanton	TE	6-6	250	So.	Blue Springs, Mo.
16	Brock Bondurant	S	6-2	215	Sr.	Memphis, Mo.
56	Walter Brady	DL	6-3	255	So.	Florence, Ala.
90	Harold Brantley	DL	6-3	280	Sr.	Hershey, Pa.
26	Jake Brents	WR	6-3	205	Sr.	Springfield, Mo.
2	Nate Brown	WR	6-3	205	Jr.	Suwanee, Ga.
34	Joey Burkett	LB	6-2	210	Jr.	Jefferson City, Mo.
93	Andrew Carr	PK	6-1	175	So.	Cameron, Mo.
54	Trystan Castillo	OL	6-4	295	Fr.	Webb City, Mo.
28	Logan Cheadle	DB	5-10	180	Jr.	Lee's Summit, Mo.
18	Dominic Collins	WR	6-2	175	Jr.	Fullerton, Calif.
46	Shaun Conway	RB	5-9	180	Jr.	Ferguson, Mo.
55	Nate Crawford	OL	6-5	300	Jr.	Pensacola, Fla.
16	DaMarea Crockett	RB	5-11	210	Fr.	Little Rock, Ark.
51	Ed Cruz	DL	6-2	250	Jr.	Park Hill, Mo.
80	Sean Culkin	TE	6-6	245	Sr.	Indian Rocks Beach, Fla.
15	Keyon Dilosa	WR	6-3	200	So.	Round Rock, Texas
22	Dawson Downing	RB	6-0	205	Fr.	Mission, Kan.
67	Jonah Dubinski	OL	6-2	275	RSFr.	Columbia, Mo.
26	Corey Fatony	P	5-11	185	So.	Franklin, Tenn.
85	Richaud Floyd	WR	5-11	185	RSFr.	Gulfport, Miss.
16	Marcell Frazier	DL	6-5	265	Jr.	Portland, Ore.
47	Cale Garrett	LB	6-3	225	Fr.	Kearney, Mo.
5	John Gibson	DB	6-0	190	Sr.	Missouri City, Texas
62	Grossman, Thomas	OL	6-3	260	So.	St. Louis, Mo.
84	Hall, Emanuel	WR	6-3	200	So.	Franklin, Tenn.
24	Terez Hall	LB	6-2	215	So.	Lithonia, Ga.
89	Tyler Hanneke	DL	6-4	250	Sr.	St. Charles, Mo.
87	Jordan Harold	DL	6-2	245	Jr.	St. Louis, Mo.
69	A.J. Harris	OL	6-4	285	RSFr.	Stilwell, Kan.
91	Charles Harris	DL	6-3	255	Jr.	Kansas City, Mo.
95	Rickey Hatley	DL	6-4	285	Sr.	Atlanta, Texas
7	Cam Hilton	S	6-0	180	So.	St. Louis, Mo.
1	Anthony Hines	DB	6-1	190	Jr.	South San Francisco, Cal.
21	Christian Holmes	DB	6-1	185	Fr.	Atlanta, Ga.
50	Darvis Holmes	OL	6-5	315	Fr.	Hinesville, Ga.
88	Nate Howard	DL	6-4	235	So.	St. Louis, Mo.
76	Tyler Howell	OL	6-8	305	Jr.	Bonner Springs, Kan.
32	Tanner Hull	LB	6-0	220	Sr.	Kansas City, Mo.

No.	Name	POS	HT	WT	CL	Hometown
86	Jake Hurrell	OL	6-3	235	Sr.	Saint Peters, Mo.
3	Luke Jackson	PK	6-1	185	Jr.	Pensacola, Fla.
94	Tyrell Jacobs	OL	6-4	265	RSFr.	Kenner, La.
35	Zane Jacoby	S	6-4	205	RSFr.	Huntsville, Mo.
12	Johnathan Johnson	WR	5-10	175	RSFr.	Memphis, Tenn.
15	Grant Jones	LB	6-3	225	So.	Columbia, Mo.
41	Eric Laurent	WR	6-2	215	Sr.	Ballwin, Mo.
4	Brandon Lee	LB	6-2	220	So.	Indianapolis, Ind.
3	Drew Lock	QB	6-4	205	So.	Lee's Summit, Mo.
96	A.J. Logan	DL	6-2	300	Jr.	Columbia, Mo.
7	Jack Lowary	QB	6-4	215	Jr.	Huntington Beach, Cal.
24	Brendan Martini	WR	6-2	190	Jr.	O'Fallon, Ill.
9	DiMetrios Mason	WR	6-0	170	Fr.	Loganville, Ga.
7	Tucker McCann	PK	6-0	185	Fr.	O'Fallon, Ill.
72	Kyle Mitchell	OL	6-5	310	So.	Fair Oaks, Calif.
6	J'Mon Moore	WR	6-3	190	Jr.	Missouri City, Texas
18	Josh Moore	DL	6-5	260	So.	Olathe, Kan.
12	Dominic Nelson	CB	6-0	185	Jr.	Florissant, Mo.
25	Donavin Newsom	LB	6-2	230	Sr.	St. Louis, Mo.
81	Albert Okwuegbunam	TE	6-5	225	Fr.	Springfield, Ill.
65	Tanner Owen	OL	6-5	280	RSFr.	Kearney, Mo.
71	Kevin Pendleton	OL	6-4	315	So.	Lee's Summit, Mo.
11	Aarion Penton	DB	5-10	190	Sr.	St. Louis, Mo.
3	Ronnell Perkins	S	6-0	185	RSFr.	St. Louis, Mo.
66	Adam Ploudre	OL	6-4	295	Jr.	Ballwin, Mo.
10	Jason Reese	TE	6-5	250	Jr.	Eules, Texas
61	Adam Roland	DL	6-3	315	So.	St. Louis, Mo.
5	Alex Ross	RB	6-1	220	Sr.	Jenks, Okla.
6	Tavon Ross	S	6-0	200	So.	Cochran, Ga.
89	Brendan Scales	TE	6-4	235	Fr.	Wildwood, Mo.
30	Michael Scherer	LB	6-3	235	Sr.	St. Louis, Mo.
52	Eddie Serrano	DE	6-3	235	Jr.	Niles, Ill.
22	Anthony Sherrils	DB	6-0	200	Jr.	Kansas City, Mo.
8	Justin Smith	WR	6-7	200	RSFr.	Dublin, Ga.
28	Steven Spadarotto	WR	6-2	185	So.	Santa Maria, Calif.
31	Finis Stribling, IV	DB	5-11	175	So.	Thompson's Station, Tenn.
14	Greg Taylor	S	5-10	200	So.	East St. Louis, Ill.
99	Ben Tesson	PK	6-1	185	Jr.	Fenton, Mo.
75	Simms Tre'Vour	DL	6-5	300	Fr.	East St. Louis, Ill.
46	Jacob Trump	LB	6-3	225	So.	Kahoka, Mo.
49	Markell Utsey	DL	6-4	285	Fr.	Little Rock, Ark.
20	Trevon Walters	RB	5-10	200	So.	Bradenton, Fla.
2	T.J. Warren	DB	5-11	190	RSFr.	Conyers, Ga.
81	Harley Whitehouse	OL	6-0	220	RSFr.	St. Louis, Mo.
4	Ryan Williams	RB	6-0	180	RSFr.	Lee's Summit, Mo.
13	Spencer Williams	DL	6-3	245	So.	Jacksonville, Fla.
93	Tre William	DL	6-5	235	Fr.	Columbia, Mo.
13	Micah Wilson	QB	6-3	205	Fr.	Tulsa, Okla.
8	Thomas Wilson	S	5-10	190	Jr.	Suwanee, Ga.
14	Ray Wingo	WR	5-11	180	So.	St. Louis, Mo.
48	Roderick Winters	LB	5-11	225	So.	Arlington, Texas
21	Ish Witter	RB	5-10	190	Jr.	Tampa, Fla.
1	Marvin Zanders	QB	6-1	185	So.	Jacksonville, Fla.

YEAR-BY-YEAR RECORDS

Year	Coach	Conf		Overall	Bowls
		Conf	Finish		
1890	A.L. McRae			2-1	
1891	Hal Reed			3-1	
1892	E.H. Jones			1-2	
1893	H.L. Robinson			4-3	
1894	H.L. Robinson			4-3	
1895	C.D. "Pop" Bliss			7-1	
1896	Frank Patterson			7-5	
1897	Charles Young			5-6	
1898	David L. Fultz			1-4-1	
1899	David L. Fultz			9-2	
1900	Fred Murphy			4-4-1	
1901	Fred Murphy			2-6-1	
1902	Pat O'Dea			5-3	
1903	John F. McLean			1-7-1	
1904	John F. McLean			3-6	
1905	John F. McLean			5-4	
1906	W.J. Manilaw			5-2-1	
1907	W.J. Manilaw	1-2	4th	7-2	
1908	W.J. Manilaw	3-2	4th	6-2	
1909	William W. Roper	4-0-1	1st	7-0-1	
1910	W. Hollenbeck	2-1-1	3rd	4-2-2	
1911	Chester L. Brewer	0-2-2	5th	2-4-2	
1912	Chester L. Brewer	2-3	4th	5-3	
1913	Chester L. Brewer	4-0	1st	7-1	
1914	H.F. Schulte	4-1	2nd	5-3	
1915	H.F. Schulte	1-3-1	5th	2-5-1	
1916	H.F. Schulte	3-1-1	2nd	6-1-1	
1917	H.F. Schulte	2-4	5th	3-5	
1918	No Varsity Schedule (Influenza Epidemic)				
1919	John F. Miller	4-0-1	1st	5-1-2	
1920	Miller/Phelan	5-1	2nd	7-1	
1921	James Phelan	4-2	T-2nd	6-2	
1922	Thomas Kelly	4-3	4th	5-3	
1923	Gwinn Henry	1-3-2	8th	2-3-3	
1924	Gwinn Henry	5-1	1st	7-2	Christmas Fest.
1925	Gwinn Henry	5-1	1st	6-1-1	
1926	Gwinn Henry	3-1-1	T-3rd	5-1-2	
1927	Gwinn Henry	5-1	1st	7-2	
1928	Gwinn Henry	3-2	T-2nd	4-4	
1929	Gwinn Henry	3-1-1	2nd	5-2-1	
1930	Gwinn Henry	1-2-2	5th	2-5-2	
1931	Gwinn Henry	1-4	T-5th	2-8	
1932	Frank Carideo	1-3-1	5th	1-7-1	
1933	Frank Carideo	0-5	6th	1-8	
1934	Frank Carideo	0-5	6th	0-8-1	
1935	Don Faurot	0-2-3	6th	3-3-3	
1936	Don Faurot	3-1-1	2nd	6-2-1	
1937	Don Faurot	2-2-1	4th	3-6-1	
1938	Don Faurot	2-3	T-3rd	6-3	
1939	Don Faurot	5-0	1st	8-2	Orange
1940	Don Faurot	3-2	3rd	6-3	
1941	Don Faurot	5-0	1st	8-2	Sugar
1942	Don Faurot	4-0-1	1st	8-3-1	
1943	Chauncey Simpson	3-2	T-2nd	3-5	
1944	Chauncey Simpson	2-1-2	3rd	3-5-2	
1945	Chauncey Simpson	5-0	1st	6-4	Cotton
1946	Don Faurot	3-2	T-3rd	5-4-1	
1947	Don Faurot	3-2	3rd	6-4	
1948	Don Faurot	5-1	2nd	8-3	Gator
1949	Don Faurot	5-1	2nd	7-4	Gator
1950	Don Faurot	3-2-1	3rd	4-5-1	
1951	Don Faurot	2-4	T-4th	3-7	
1952	Don Faurot	5-1	2nd	5-5	
1953	Don Faurot	4-2	T-2nd	6-4	
1954	Don Faurot	3-2-1	T-3rd	4-5-1	
1955	Don Faurot	1-5	7th	1-9	
1956	Don Faurot	3-2-1	3rd	4-5-1	
1957	Frank Broyles	3-3	T-3rd	5-4-1	
1958	Dan Devine	4-1-1	2nd	5-4-1	
1959	Dan Devine	4-2	2nd	6-5	Orange
1960	Dan Devine	7-0	1st	11-0	Orange
1961	Dan Devine	5-2	T-2nd	7-2-1	
1962	Dan Devine	5-1-1	2nd	8-1-2	Bluebonnet
1963	Dan Devine	5-2	3rd	7-3	
1964	Dan Devine	4-2-1	4th	6-3-1	
1965	Dan Devine	6-1	2nd	8-2-1	Sugar
1966	Dan Devine	4-2-1	T-3rd	6-3-1	
1967	Dan Devine	4-3	4th	7-3	
1968	Dan Devine	5-2	3rd	8-3	Gator
1969	Dan Devine	6-1	T-1st	9-2	Orange
1970	Dan Devine	3-4	T-4th	5-6	
1971	Al Onofrio	0-7	8th	1-10	
1972	Al Onofrio	4-3	T-4th	6-6	Fiesta
1973	Al Onofrio	3-4	5th	8-4	Sun

Year	Coach	Conf		Overall	Bowls
		Conf	Finish		
1974	Al Onofrio	5-2	T-2nd	7-4	
1975	Al Onofrio	3-4	T-5th	6-5	
1976	Al Onofrio	3-4	6th	6-5	
1977	Al Onofrio	3-4	5th	4-7	
1978	Warren Powers	4-3	T-3rd	8-4	Liberty
1979	Warren Powers	3-4	4th	7-5	Hall of Fame
1980	Warren Powers	5-2	3rd	8-4	Liberty
1981	Warren Powers	3-4	5th	8-4	Tangerine
1982	Warren Powers	2-3-2	5th	5-4-2	
1983	Warren Powers	5-2	T-2nd	7-5	Holiday
1984	Warren Powers	2-4-1	T-5th	3-7-1	
1985	Woody Widenhofer	1-6	T-7th	1-10	
1986	Woody Widenhofer	2-5	6th	3-8	
1987	Woody Widenhofer	3-4	5th	5-6	
1988	Woody Widenhofer	2-5	6th	3-7-1	
1989	Bob Stull	1-6	7th	2-9	
1990	Bob Stull	2-5	T-6th	4-7	
1991	Bob Stull	1-6	7th	3-7-1	
1992	Bob Stull	2-5	T-6th	3-8	
1993	Bob Stull	2-5	T-6th	3-7-1	
1994	Larry Smith	2-5	6th	3-8-1	
1995	Larry Smith	1-6	T-7th	3-8	
1996	Larry Smith	3-5	4th	5-6	
1997	Larry Smith	5-3	3rd	7-5	Holiday
1998	Larry Smith	5-3	T-2nd	8-4	Insight.com
1999	Larry Smith	1-7	T-5th	4-7	
2000	Larry Smith	2-6	T-5th	3-8	
2001	Gary Pinkel	3-5	T-4th	4-7	
2002	Gary Pinkel	2-6	5th	5-7	
2003	Gary Pinkel	4-4	3rd	8-5	Independence
2004	Gary Pinkel	3-5	T-3rd	5-6	
2005	Gary Pinkel	4-4	T-2nd	7-5	Independence
2006	Gary Pinkel	4-4	T-2nd	8-5	Sun
2007	Gary Pinkel	7-1	1st	12-2	Cotton
2008	Gary Pinkel	5-3	1st	10-4	Alamo
2009	Gary Pinkel	4-4	2nd	8-5	Texas
2010	Gary Pinkel	6-2	T-1st	10-3	Insight
2011	Gary Pinkel	5-4	5th	8-5	Independence
2012	Gary Pinkel	2-6	5-E	5-7	
2013	Gary Pinkel	7-1	1-E	12-2	Cotton
2014	Gary Pinkel	7-1	1-E	11-3	Citrus
2015	Gary Pinkel	1-7	6-E	5-7	

BOWL RESULTS (15-16)

Bowl	Opponent	Result	Date
Christmas Festival	Southern California	L 20-7	12-25-24
Orange	Georgia Tech	L 21-7	1-1-40
Sugar	Fordham	L 2-0	1-1-42
Cotton	Texas	L 40-27	1-1-46
Gator	Clemson	L 24-23	1-1-49
Gator	Maryland	L 20-7	1-2-50
Orange	Georgia	L 14-0	1-1-60
Orange	Navy	W 21-14	1-2-61
Bluebonnet	Georgia Tech	W 14-10	12-22-62
Sugar	Florida	W 20-18	1-1-66
Gator	Alabama	W 35-10	12-28-68
Orange	Penn State	L 10-3	1-1-70
Fiesta	Arizona State	L 49-35	12-23-72
Sun	Auburn	W 34-17	12-29-73
Liberty	LSU	W 20-15	12-23-78
Hall of Fame	South Carolina	W 24-14	12-29-79
Liberty	Purdue	L 28-25	12-27-80
Tangerine	S. Mississippi	W 19-17	12-19-81
Holiday	Brigham Young	L 21-17	12-23-83
Holiday	Colorado State	L 35-24	12-29-97
Insight.com	West Virginia	W 34-31	12-26-98
Independence	Arkansas	L 27-14	12-31-03
Independence	South Carolina	W 38-31	12-30-05
Sun	Oregon State	L 39-38	12-29-06
Cotton	Arkansas	W 38-7	1-1-08
Alamo	Northwestern	W 30-23 (OT)	12-29-08
Texas	Navy	L 35-13	12-31-09
Insight	Iowa	L 27-24	12-28-10
Independence	North Carolina	W 41-24	12-26-11
Cotton	Oklahoma State	W 41-31	1-3-14
Citrus	Minnesota	W 33-17	1-1-15



SOUTH CAROLINA

ALABAMA • ARKANSAS • AUBURN • FLORIDA • GEORGIA • KENTUCKY • LSU • OLE MISS

2016 SCHEDULE

Sept. 1	at Vanderbilt* (ESPN 8:00 ET)	SC leads 21-4-0
Sept. 10	at Mississippi State* (ESPN or ESPN2 7:00 ET)	SC leads 9-6-0
Sept. 17	East Carolina (SEC Network 4:00 ET)	SC leads 13-5-0
Sept. 24	at Kentucky*	SC leads 17-9-1
Oct. 1	TEXAS A&M*	A&M leads 2-0-0
Oct. 8	GEORGIA*	UGA leads 48-18-2
Oct. 22	MASSACHUSETTS	First meeting
Oct. 29	TENNESSEE*	UT leads 25-7-2
Nov. 5	MISSOURI*	MU leads 4-2-0
Nov. 12	at Florida*	UF leads 25-8-3
Nov. 19	WESTERN CAROLINA	SC leads 4-0-0
Nov. 26	at Clemson	CU leads 67-42-4

*SEC Game

University of South Carolina Gamecocks Quick Facts

LOCATION: Columbia, South Carolina

FOUNDED: 1801

ENROLLMENT: 32,972

NICKNAME: Gamecocks

COLORS: Garnet (PMS 202C) and Black

STADIUM: Williams-Brice (80,250)

PLAYING SURFACE: Natural Grass

FIRST GAME: Oct. 3, 1934 – South Carolina 22, VMI 6

HOME RECORD: 283-185-14

HOME ATTENDANCE: 472,934

ALL-TIME RECORD: 586-562-44

2015 RECORD: 3-9

2015 SEC RECORD/FINISH: 1-7
(T6th East)

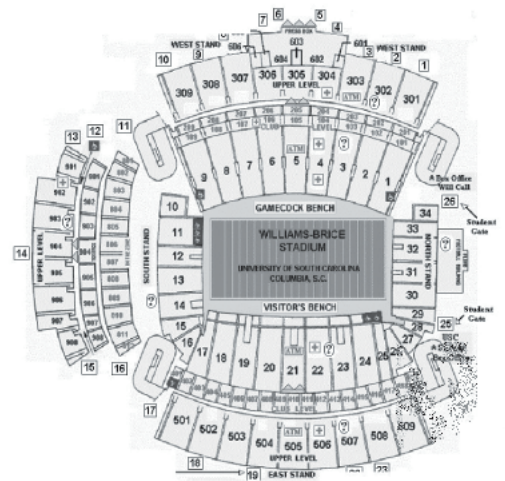
SEC CHAMPIONSHIPS: 0

BOWL: N/A

BOWL APPEARANCES: 20

BOWL RECORD: 8-12

LAST BOWL APPEARANCE:
Independence Bowl, Shreveport, La. (defeated Miami, 24-21, Dec. 27, 2014)



DR. HARRIS PASTIDES
President
(SUNY Albany, '71)



DR. VALINDA LITTLEFIELD
Faculty Representative
(North Carolina Central, '87)



RAY TANNER
Athletics Director
(North Carolina State, '80)



WILL MUSCHAMP
Head Football Coach
(Georgia, '94)

SOUTH CAROLINA



MISSISSIPPI STATE • MISSOURI • SOUTH CAROLINA • TENNESSEE • TEXAS A&M • VANDERBILT

WILL MUSCHAMP



HOMETOWN: Rome, Ga.

ALMA MATER: University of Georgia

PLAYING CAREER: 1989-93

COACHING EXPERIENCE: 2016 South Carolina Head Coach; 2015 Auburn Defensive Coord.; 2011-14 Florida Head Coach; 2008-10 Texas DC/Linebackers; 2006-07 Auburn DC/Defensive Backs; 2005 Miami (NFL) AHC/Defense; 2001-04 LSU DC/Linebackers; 2000 Valdosta State DC/DBs; 1999 Eastern Kentucky Def. Backs; 1998 West Georgia Def. Backs; 1995-96 Auburn Graduate Assistant

COACHING ACHIEVEMENTS: A 21-year coaching veteran, including 13 years in the Southeastern Conference, Muschamp has previous head coaching experience, posting a 28-21 record (.571) at the University of Florida from 2011-14. He led the Gators to three bowl games in his four seasons in Gainesville and was recognized as the SEC Coach of the Year in 2012 after guiding Florida to an 11-2 record and a Top-10 finish.

Muschamp has coached in two national championship games (2003 and 2009), winning with LSU in 2003, and coached in a pair of BCS bowl games, following the 2008 and 2012 seasons. Muschamp has coached in the SEC Championship Game twice and once in the Big 12 Championship Game, winning all three. In addition, he was a finalist for the 2007 Broyles Award presented to the nation's top assistant coach.

In four of his nine seasons as an FBS defensive coordinator, his teams have allowed less than 100 rushing yards per game and twice led the nation in rushing defense.

BORN: August 3, 1971

WIFE: Carol Davis Muschamp

CHILDREN: Jackson, Whit

YEAR-BY-YEAR

Year	School	Conf.	All	Pct.	Bowl
2011	Florida	3-5	7-6	3rd in East	Gator
2012	Florida	7-1	11-2	T 1st in East	Sugar
2013	Florida	3-5	4-8	5th in East	
2014	Florida	4-4	6-5	3rd in East	
TOTALS		17-15	28-21		
College Record		17-15	28-21		
					4 Years
					4 Years

ASSISTANT COACHES

- BOBBY BENTLEY** (Presbyterian, 1990) Running Backs – 1st Year
- SHAWN ELLIOTT** (Appalachian State, 1996) Offensive Line – 7th Year
- COLEMAN HUTZLER** (Middlebury, 2006) Special Teams Coordinator – 1st Year
- BRYAN MCCLENDON** (Georgia, 2005) Co-Offensive Coordinator/Wide Receivers – 1st Year
- MIKE PETERSON** (Florida, 2013) Outside Linebackers – 1st Year
- TRAVARIS ROBINSON** (Auburn, 2007) Defensive Coordinator/Defensive Backs – 1st Year
- KURT ROPER** (Rice, 1995) Co-Offensive Coordinator/Quarterbacks – 1st Year
- LANCE THOMPSON** (The Citadel, 1987) Assistant Head Coach-Defense/Defensive Line – 1st Year
- PAT WASHINGTON** (Auburn, 1987) Tight Ends – 1st Year

SUPPORT STAFF

- JEFF DILLMAN** (Appalachian State, 2001) Director – Strength & Conditioning
- JAMIE SPERONIS** (Florida, 1985) Associate AD – Football Operations
- ROBBIE LILES** (South Carolina, 2001) Director of Player Personnel
- JOEY BLAKE** (Western Carolina, 2012) Director - Football Nutrition
- ANDRE GOODMAN** (South Carolina, 2002) Director – Football Development
- CLINT HAGGARD** (Georgia, 2002) Head Football Athletic Trainer
- JOE LISLE** (Middle Tennessee State, 1990) Assistant AD – Video Operations
- LARRY WATERS** (Mississippi State, 2010) Director – Football Equipment Operations
- CLYDE WRENN** (North Carolina State, 1965) Director – High School Relations
- JESSICA JACKSON** (Alabama, 2014) Director - On-campus Recruiting
- KRISTIN SHEETZ** (South Carolina, 2015) Director – External Communications
- ELLIS JOHNSON** (The Citadel, 1975) Analyst – Defense
- KYLE KRANTZ** (Northern Colorado, 2009) Analyst – Defense
- DEMARCO MCNEIL** (Auburn, 2007) Analyst – Defense
- SCOTT SPURRIER** (South Carolina, 2009) Analyst – Offense
- SETH STRICKLAND** (South Carolina, 2012) Analyst – Offense
- BRIAN TURK** (South Carolina, 2010) Analyst – Offense
- SHAQ WILSON** (South Carolina, 2012) Assistant Director – Recruiting – Defense
- OMAR YOUNG** (Savannah State 2005) Assistant Director – Recruiting – Offense



SOUTH CAROLINA

ALABAMA • ARKANSAS • AUBURN • FLORIDA • GEORGIA • KENTUCKY • LSU • OLE MISS

RETURNING OFFENSIVE STARTERS

No.	Name	POS	CLASS	HT	WT	EXP	Hometown/Last School
15	Matrick Belton	WR	SR	6-3	215	1L	Columbia, S.C. (Keenan/Hampton)
70	Alan Knott	OC	JR	6-4	290	2L	Tyrone, Ga. (Sandy Creek)
10	Perry Orth	QB	SR	6-1	200	1L	Ponte Vedra, Fla. (Ponte Vedra/FL State College)
74	Mason Zandi	OT	SR	6-9	315	3L	Chapin, S.C. (Chapin)

RETURNING DEFENSIVE STARTERS

No.	Name	POS	CLASS	HT	WT	EXP	Hometown/Last School
42	Jordan Diggs	SS	SR	6-0	205	3L	Fort Myers, Fla. (Island Coast)
11	T.J. Holloman	LB	SR	6-2	230	3L	Stone Mountain, Ga. (St. Pius X)
8	Marquavius Lewis	DE	SR	6-3	270	1L	Greenwood, S.C. (Greenwood/Hutchinson CC)
1	Rico McWilliams	CB	SR	5-11	190	3L	Hampton, Ga. (Lovejoy)
10	Skai Moore	LB	SR	6-2	220	3L	Cooper City, Fla. (University)
90	Taylor Stallworth	DT	JR	6-2	310	2L	Mobile, Ala. (Murphy)

STARTERS LOST

No.	Name	Pos.	Class	Ht.	Wt.	Exp.	Hometown/Last School
89	Jerell Adams	TE	SR	6-6	231	4L	Pinewood, S.C. (Scott's Branch/Fork Union)
11	Pharoh Cooper	WR	JR	5-11	208	3L	Havelock, N.C. (Havelock)
9	Carlton Heard	WR	SR	6-0	182	2L	Athens, Ga. (Clarke Central/Gardner-Webb)
76	Mike Matulis	OG	SR	6-5	293	3L	Boynton Beach, Fla. (Park Vista)
71	Brandon Shell	RT	SR	6-6	327	4L	Goose Creek, S.C. (Goose Creek)
75	Will Sport	RG	SR	6-5	304	4L	Milton, Fla. (Pace)
22	Brandon Wilds	TB	SR	6-2	216	4L	Blythewood, S.C. (Blythewood)
44	Gerald Dixon	DE	SR	6-2	276	3L	Rock Hill, S.C. (South Pointe)
92	Gerald Dixon Jr.	DT	SR	6-3	325	4L	Rock Hill, S.C. (Northwestern)
20	T.J. Gurley	SPUR	SR	5-10	199	4L	Cairo, Ga. (Cairo)
7	Al Harris Jr.	CB	JR	5-11	154	2L	Fort Lauderdale, Fla. (St. Thomas Aquinas)
21	Isaiah Johnson	FS	SR	6-1	210	1L	Cary, N.C. (Panther Creek/Kansas)

RETURNING STATISTICAL LEADERS

RUSHING:					ATT	YARDS	AVG	TDS
Lorenzo Nuñez	59	375	6.4	2				
David Williams	86	299	3.5	0				
Perry Orth	53	138	2.6	2				

PASSING:						
ATT	COMP	INT	TDS	YARDS	PCT	
Perry Orth	261	143	9	12	1929	54.8
Lorenzo Nuñez	52	32	3	3	376	61.5

RECEIVING:					
REC	YARDS	AVG	AVG/GAME	TDS	
Deebo Samuel	12	161	13.4	32.2	1
David Williams	11	93	8.5	7.8	0
Hayden Hurst	8	106	13.2	8.8	0

TACKLES:						
TOTAL	SOLO	ASST	INT	SACKS	TFL (YDS)	
Skai Moore	111	69	42	4	2.0	6.5-21
T.J. Holloman	63	42	21	2	0.0	2.5-3
Jordan Diggs	48	25	23	1	0.0	0.5-0
Marquavius Lewis	45	26	19	0	3.0	4.5-23
Jonathan Walton	42	29	13	0	1.0	5.0-19

2015 RESULTS

3-9 Overall • 1-7 SEC

Home: 2-4; Away: 0-5; Neutral: 1-0; vs. Division: 1-5; vs. Top 25: 0-4

Sept. 3	[--/RV] vs. North Carolina (Charlotte)	51,664	W, 17-13
Sept. 12	[--/RV] KENTUCKY*	82,178	L, 22-26
Sept. 19	[--/RV] at Georgia* (7/8)	92,746	L, 20-52
Sept. 26	CENTRAL FLORIDA	78,411	W, 31-14
Oct. 3	at Missouri* (--/rv)	66,751	L, 10-24
Oct. 10	LSU* (7/5)	#42,058	L, 24-45
Oct. 17	VANDERBILT*	75,159	W, 19-10
Oct. 31	at Texas A&M* (rv/rv)	102,154	L, 28-35
Nov. 7	at Tennessee* (rv/--)	101,253	L, 24-27
Nov. 14	FLORIDA* (11/10)	78,536	L, 14-24
Nov. 21	CITADEL	77,241	L, 22-23
Nov. 28	CLEMSON (1/1)	81,409	L, 37-32

- Game moved from Columbia, S.C. due to flooding
 [AP/Coaches] - Denotes team ranking at the time of the game;
 [AP/Coaches] - Denotes opponent ranking at the time of the game

S. CAROLINA Team Information

BASIC OFFENSE: Multiple

BASIC DEFENSE: 4-3

LETTERMEN RETURNING: 45

OFFENSE: 19

DEFENSE: 22

SPECIALTY: 4

LETTERMEN LOST: 24

OFFENSE: 14

DEFENSE: 9

SPECIALTY: 1

STARTERS RETURNING: 12

OFFENSE: 4

DEFENSE: 6

SPECIALTY: 2

STARTERS LOST: 12

OFFENSE: 7

DEFENSE: 5

SPECIALTY: 0

NOTE: Specialists include punter and place-kicker only.



ALL-STAR CANDIDATES

Sean KELLY

Senior • P • 5-10 • 190 • Oakland, Fla.



- Averaged 44.3 yards per punt with a net average of 41.3 during the 2015 season.
- Ranked fourth in the SEC in punting average, while the Gamecocks were second in the league and seventh in the country in net punting.
- 14 of his 55 punts traveled 50-plus yards, including a long of 69 yards, while just four resulted in touchbacks.
- Spent two seasons as the starting punter at Florida Atlantic before transferring to South Carolina.

Elliott FRY

Senior • PK • 6-0 • 170 • Frisco, Texas



- School record holder in both PATs made (130) and attempted (131), and has the school record with 124 consecutive PATs made.
- Has hit on nearly 75 percent of his career field goal attempts and that average jumps to 81 percent when attempting from under 50 yards.
- Ranks second in career points scored with 289, behind only Collin Mackie's school record of 330.
- A two-time member of the SEC Fall Academic Honor Roll who has earned two SEC Special Teams Player of the Week awards and was nominated for the Allstate AFCA Good Works Team.

Mason ZANDI

Senior • OT • 6-9 • 315 • Chapin, S.C.



- Senior offensive lineman who will make the transition from right tackle to left tackle for his final campaign.
- Started each of the first 10 games in the 2015 season before an ankle injury sidelined him for the remainder of the campaign.
- Regarded as having good hands, has also seen limited action at tight end during his Gamecock career.
- A local product from nearby Chapin, S.C. who played just one season of high school football on the offensive line.

Marquavius LEWIS

Senior • DE • 6-3 • 270 • Greenwood, S.C.



- The only returning player on the roster who started every game in the 2015 season.
- Recorded 45 tackles including 4.5 tackles for loss, 3.0 sacks and six quarterback hurries in his first season for the Garnet & Black.
- Two-time recipient (2015 and 2016) of the Rex Enright Defensive Player of the Spring Award.
- Named the 2014 Jayhawk Conference Defensive Player of the Year at Hutchinson Community College.



SOUTH CAROLINA

ALABAMA • ARKANSAS • AUBURN • FLORIDA • GEORGIA • KENTUCKY • LSU • OLE MISS

2016 ALPHABETICAL ROSTER

No.	Name	Pos.	Ht.	Wt.	Yr.-Exp	Hometown
4	Bryson Allen-Williams	LB	6-0	230	JR-2L	Ellenwood, Ga.
85	Michael Almond	K/P	6-3	222	FR-SR	North Augusta, S.C.
45	Ben Asbury	LS	5-10	210	SO-TR	Atlanta, Ga.
40	Jacob August	TE	6-6	248	SO-SQ	Elgin, S.C.
78	Zack Bailey	OL	6-6	315	SO-1L	Summerville, S.C.
7	Korey Banks	WR	5-11	180	FR-HS	Tyrone, Ga.
90	Wyman Baxley	LS	6-2	195	FR-HS	Athens, Ga.
39	Rivers Bedenbaugh	RB	6-2	256	JR-1L	Leesville, S.C.
15	Matrick Belton	WR	6-3	215	SR-1L	Columbia, S.C.
4	Jake Bentley	QB	6-3	223	FR-HS	Opelika, Ala.
91	Shameik Blackshear	DL	6-4	265	FR-RS	Buffton, S.C.
52	Jajuan Blankenship	DL	6-0	265	FR-HS	Anderson, S.C.
27	Toure Boyd	DB	5-10	195	JR-SQ	Rancho Cucamonga, CA.
44	T.J. Brunson	LB	6-1	225	FR-HS	Columbia, S.C.
23	Larenz Bryant	LB	6-0	225	SR-3L	Charlotte, N.C.
63	Blake Camper	OL	6-8	300	SO-1L	Virginia Beach, Va.
88	Javon Charleston	WR	6-0	195	FR-RS	Gurnee, Ill.
20	Joseph Charlton	K/P	6-5	185	FR-RS	Columbia, S.C.
73	Akeem Cooperwood	OL	6-7	359	JR-JC	Knoxville, Tenn.
59	Logan Crane	LS	6-3	245	FR-RS	Dartmouth, Mass.
3	K.C. Crosby	TE	6-1	227	SO-1L	Bamberg, S.C.
8	Randrecous Davis	WR	5-10	181	FR-HS	Atlanta, Ga.
83	Chavis Dawkins	WR	6-2	200	FR-HS	Duncan, S.C.
34	Mon Denson	RB	5-10	215	FR-RS	LaGrange, Ga.
79	Trey Derouen	OL	6-3	310	FR-RS	Lilburn, Ga.
42	Jordan Diggs	DB	6-0	205	SR-3L	Fort Myers, Fla.
85	Devin Dingle	WR	5-10	180	FR-RS	Summerville, S.C.
21	Rico Dowdle	RB	5-11	211	FR-HS	Asheville, N.C.
13	Jalen Dread	LB	5-10	220	SO-1L	Foley, Ala.
61	Javion Duncan	DL	6-0	260	SO-TR	Simpsonville, S.C.
45	Spencer Eason-Riddle	LB	5-11	226	FR-HS	Raleigh, N.C.
89	Bryan Edwards	WR	6-3	210	FR-HS	Conway, S.C.
17	Chaz Elder	DB	6-2	200	SR-3L	Union City, Ga.
5	Darius English	DL	6-6	245	SR-3L	Powder Springs, Ga.
60	Chandler Farrell	OL	6-2	280	FR-HS	Summerville, S.C.
22	Montray Feaster	WR	6-4	205	FR-HS	Union, S.C.
30	Daniel Fennell	DL	6-3	235	FR-RS	Loganville, Ga.
16	Rashad Fenton	DB	5-10	190	SO-1L	Miami, Fla.
36	C.J. Freeman	RB	5-11	200	FR-HS	Greensboro, N.C.
46	Harrison Freeman	LS	6-4	235	FR-HS	Raleigh, N.C.
29	Elliott Fry	PK	6-0	170	SR-3L	Frisco, Texas
50	Griffin Gentry	DL	6-1	246	FR-HS	Birmingham, Ala.
80	Shemar Glenn	WR	6-1	175	FR-HS	Union, S.C.
5	Terry Googer	WR	6-4	220	SO-1L	Atlanta, Ga.
18	Danny Gordon	QB	6-0	210	SO-SQ	Worthington, Ohio
34	Scott Grant	DB	5-10	185	SO-SQ	Laurens, S.C.
94	Kelsey Griffin	DL	6-2	295	SR-3L	Buford, Ga.
16	Bailey Hart	QB	6-2	175	FR-HS	Mt. Pleasant, S.C.
51	Cory Helms	OL	6-4	310	JR-SQ	Alpharetta, Ga.
82	Evan Hinson	TE	6-4	238	FR-HS	Deltona, Fla.
11	T.J. Holloman	LB	6-2	230	SR-3L	Stone Mountain, Ga.
81	Hayden Hurst	TE	6-5	250	SO-1L	Jacksonville, Fla.
50	Sadarius Hutcherson	OL	6-4	273	FR-HS	Huntingdon, Tenn.
47	Avery James	DB	6-0	195	JR-TR	Duncan, S.C.
35	Shannon James	DB	5-7	160	SR-SQ	Florence, S.C.
61	Cameron Johnson	OL	6-8	300	FR-HS	Bennettsville, S.C.
93	Ulric Jones	DL	6-5	300	JR-SQ	Oxford, Ala.
13	Sean Kelly	P	5-10	190	SR-1L	Oakland, Fla.
7	Jamarus King	DB	6-2	180	JR-JC	Mobile, Ala.

No.	Name	Pos.	Ht.	Wt.	Yr.-Exp	Hometown
70	Alan Knott	OL	6-4	290	JR-2L	Tyrone, Ga.
99	Abu Lamin	DL	6-4	310	SR-2L	Fayetteville, N.C.
3	Chris Lammons	DB	5-10	190	JR-2L	Lauderhill, Fla.
65	Pika Leota	OL	6-4	315	FR-HS	Asheville, N.C.
8	Marquavius Lewis	DL	6-3	270	SR-1L	Greenwood, S.C.
84	Kyle Markway	TE	6-5	245	SO-1L	St. Louis, Mo.
44	Adrian McGee	RB	5-11	185	FR-HS	Greer, S.C.
48	Nick McGriff	LS	6-0	225	SO-1L	Gainesville, Fla.
11	Brandon McIlwain	QB	6-0	205	FR-HS	Newtown, Pa.
1	Rico McWilliams	DB	5-11	190	SR-3L	Hampton, Ga.
46	Trey Mitchell	LB	6-2	210	FR-HS	Lexington, S.C.
6	Chris Moody	DB	6-1	220	SR-3L	McDonough, Ga.
10	Skai Moore	LB	6-2	220	SR-3L	Cooper City, Fla.
19	Lorenzo Nuñez	QB	6-3	205	SO-1L	Kennesaw, Ga.
10	Perry Orth	QB	6-1	200	SR-1L	Ponte Vedra, Fla.
23	Christian Owens	WR	6-5	215	FR-RS	Griffin, Ga.
69	D.J. Park	OL	6-4	330	JR-2L	Dillon, S.C.
30	Darius Paulk	RB	5-8	205	SR-1L	Columbia, S.C.
55	Christian Peltage	OL	6-6	305	SO-1L	Brooksville, Fla.
9	Sherrod Pittman	LB	6-0	225	FR-RS	Jacksonville, Fla.
87	Kiel Pollard	WR	6-0	230	FR-HS	Moultrie, Ga.
66	Will Putnam	OL	6-5	282	FR-HS	Harrisburg, N.C.
41	Tyler Ragsdale	LB	6-0	220	FR-RS	Mt. Pleasant, S.C.
43	Benji Russell	DB	6-0	200	JR-SQ	Atlanta, Ga.
1	Deebo Samuel	WR	6-0	205	SO-1L	Inman, S.C.
26	Jasper Sasser	DB	6-0	210	JR-1L	Jacksonville, Fla.
95	Dante Sawyer	DL	6-3	275	JR-1L	Suwanee, Ga.
12	Michael Scarnecchia	QB	6-4	215	SO-SQ	Fleming Island, Fla.
40	Jason Senn	DB	5-8	195	FR-RS	Beaufort, S.C.
32	Brett Shore	LB	5-11	210	JR-HS	Irmo, S.C.
39	Demetrius Smalls	DB	5-9	170	JR-SQ	Bluffton, S.C.
31	Chris Smith	DB	5-10	180	FR-HS	Rock Hill, S.C.
24	D.J. Smith	DB	5-11	195	JR-2L	Marietta, Ga.
14	Jamari Smith	WR	5-10	210	JR-2L	Jacksonville, Fla.
97	Kobe Smith	DL	6-2	305	FR-HS	Lawrenceville, Ga.
28	T.J. Smith	WR	6-0	175	JR-TR	Charleston, S.C.
90	Taylor Stallworth	DL	6-2	310	JR-2L	Mobile, Ala.
72	Donell Stanley	OL	6-4	325	SO-1L	Floydale, S.C.
32	Rod Talley	RB	5-10	205	JR-1L	Laurens, S.C.
98	Stephon Taylor	DL	6-4	293	FR-HS	New Orleans, La.
18	Keir Thomas	DL	6-2	265	FR-HS	Miami, Fla.
96	Aaron Thompson	DL	6-3	271	FR-HS	Fort Lauderdale, Fla.
86	Robert Tucker III	TE	6-3	238	FR-HS	Atlanta, Ga.
25	A.J. Turner	RB	5-10	195	FR-RS	Clifton, Va.
36	Morgan Vest	DB	6-0	190	FR-HS	Leander, Texas
28	Jonathan Walton	LB	6-0	230	SR-3L	Daphne, Ala.
9	Jerad Washington	WR	5-8	175	FR-RS	Jacksonville, Fla.
41	Matthew Weigel	TE	6-4	230	FR-HS	Charlotte, N.C.
75	Darius Whitfield	DL	6-2	286	FR-HS	Mobile, Ala.
49	Boosie Whitlow	DL	6-3	240	SO-1L	Opelika, Ala.
48	Dexter Wideman	DL	6-4	280	FR-RS	Saluda, S.C.
29	Antoine Wilder	DB	5-10	185	FR-RS	Riverdale, Ga.
33	David Williams	RB	6-1	220	JR-2L	Philadelphia, Pa.
47	Drew Williams	LS	6-2	215	SR-3L	Irmo, S.C.
92	D.J. Wonnum	DL	6-4	240	FR-HS	Stone Mountain, Ga.
42	Alexander Woznick	PK	5-11	160	FR-HS	Greenville, S.C.
77	Malik Young	OL	6-3	300	SO-SQ	Pelzer, S.C.
74	Mason Zandi	OL	6-9	315	SR-3L	Chapin, S.C.

SOUTH CAROLINA



MISSISSIPPI STATE • MISSOURI • SOUTH CAROLINA • TENNESSEE • TEXAS A&M • VANDERBILT

YEAR-BY-YEAR RECORDS

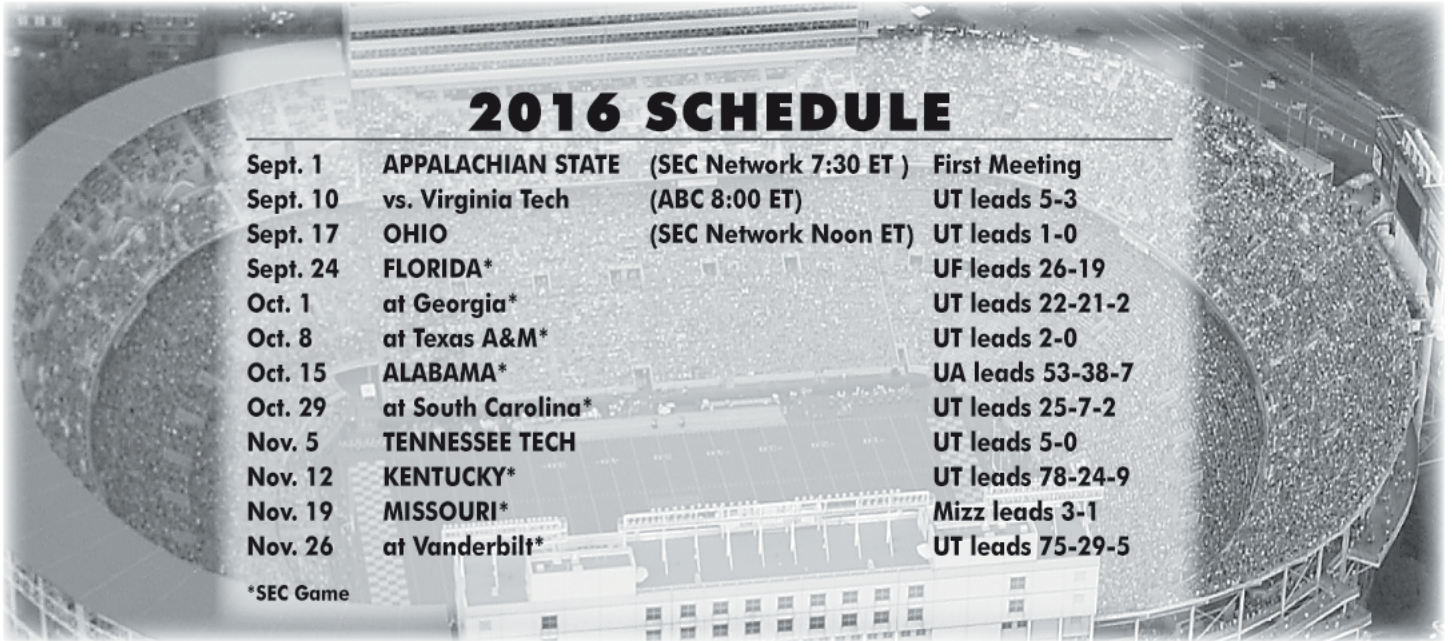
Year	Coach	SEC		Overall	Bowls
		SEC	Finish		
1892	No Coach			0-1	
1893	No Team				
1894	No Coach			0-2	
1895	No Coach			2-1	
1896	W.H. Whaley			1-3	
1897	W. P. Murphy			0-3	
1898	W. Wertenbaker			1-2	
1899	I. O. Hunt			2-3	
1900	I. O. Hunt			4-3	
1901	R. W. Dickson			3-4	
1902	C. R. Williams			6-1	
1903	C. R. Williams			8-2	
1904	Christie Benet			5-2-1	
1905	Christie Benet			4-2-1	
1906	(Football banned by trustees)			-	
1907	Douglas McKay			3-0	
1908	Christie Benet			3-5-1	
1909	Christie Benet			2-6	
1910	John H. Neff			4-4	
1911	John H. Neff			1-4-2	
1912	N. B. Edgerton			5-2-1	
1913	N. B. Edgerton			4-3	
1914	N. B. Edgerton			5-5-1	
1915	N. B. Edgerton			5-3-1	
1916	Rice Warren			2-7	
1917	Dixon Foster			3-5	
1918	Frank Dobson			2-1-1	
1919	Dixon Foster			1-7-1	
1920	Sol Metzger			5-4	
1921	Sol Metzger			5-1-2	
1922	Sol Metzger			5-4	
1923	Sol Metzger			4-6	
1924	Sol Metzger			7-3	
1925	Branch Bocock			7-3	
1926	Branch Bocock			6-4	
1927	Harry Lightsey			4-5	
1928	Billy Laval			6-2-2	
1929	Billy Laval			6-5	
1930	Billy Laval			6-4	
1931	Billy Laval			5-4-1	
1932	Billy Laval			5-4-2	
1933	Billy Laval			6-3-1	-
1934	Billy Laval			5-4	-
1935	Don McCallister			3-7	-
1936	Don McCallister			5-7	-
1937	Don McCallister			5-6-1	-
1938	Rex Enright			6-4-1	-
1939	Rex Enright			3-6-1	-
1940	Rex Enright			3-6	-
1941	Rex Enright			4-4-1	-
1942	Rex Enright			1-7-1	-
1943	J. P. Moran			5-2	-
1944	William Newton			3-4-2	-
1945	Johnnie McMillan			2-4-3	Gator
1946	Rex Enright			5-3	-
1947	Rex Enright			6-2-1	-
1948	Rex Enright			3-5	-
1949	Rex Enright			4-6	-
1950	Rex Enright			3-4-2	-
1951	Rex Enright			5-4	-
1952	Rex Enright			5-5	-
1953	Rex Enright			7-3	-
1954	Rex Enright			6-4	-
1955	Rex Enright			3-6	-
1956	Warren Giese			7-3	-
1957	Warren Giese			5-5	-
1958	Warren Giese			7-3	-
1959	Warren Giese			6-4	-
1960	Warren Giese			3-6-1	-
1961	Marvin Bass			4-6	-
1962	Marvin Bass			4-5-1	-
1963	Marvin Bass			1-8-1	-
1964	Marvin Bass			3-5-2	-
1965	Marvin Bass			5-5	-
1966	Paul Dietzel			1-9	-
1967	Paul Dietzel			5-5	-

Year	Coach	SEC		Overall	Bowls
		SEC	Finish		
1968	Paul Dietzel			4-6	-
1969	Paul Dietzel			7-4	Peach
1970	Paul Dietzel			4-6-1	-
1971	Paul Dietzel			6-5	-
1972	Paul Dietzel			4-7	-
1973	Paul Dietzel			7-4	-
1974	Paul Dietzel			4-7	-
1975	Jim Carlen			7-5	Tangerine
1976	Jim Carlen			6-5	-
1977	Jim Carlen			5-7	-
1978	Jim Carlen			5-5-1	-
1979	Jim Carlen			8-4	Hall of Fame
1980	Jim Carlen			8-4	Gator
1981	Jim Carlen			6-6	-
1982	Richard Bell			4-7	-
1983	Joe Morrison			5-6	-
1984	Joe Morrison			10-2	Gator
1985	Joe Morrison			5-6	-
1986	Joe Morrison			3-6-2	-
1987	Joe Morrison			8-4	Gator
1988	Joe Morrison			8-4	Liberty
1989	Sparky Woods			6-4-1	-
1990	Sparky Woods			6-5	-
1991	Sparky Woods			3-6-2	-
1992	Sparky Woods	3-5	4-E	5-6	-
1993	Sparky Woods	#3-5	T4-E	#5-6	-
1994	Brad Scott	3-5	3-E	7-5	Carquest
1995	Brad Scott	2-5-1	4-E	4-6-1	-
1996	Brad Scott	4-4	3-E	6-5	-
1997	Brad Scot	3-5	4-E	5-6	-
1998	Brad Scott	0-8	6-E	1-10	-
1999	Lou Holtz	0-8	6-E	0-11	-
2000	Lou Holtz	5-3	T2-E	8-4	Outback
2001	Lou Holtz	5-3	3-E	9-3	Outback
2002	Lou Holtz	3-5	4-E	5-7	-
2003	Lou Holtz	2-6	4-E	5-7	-
2004	Lou Holtz	4-4	T3-E	6-5	-
2005	Steve Spurrier	5-3	T2-E	7-5	Independence
2006	Steve Spurrier	3-5	5-E	8-5	Liberty
2007	Steve Spurrier	3-5	T4-E	6-6	-
2008	Steve Spurrier	4-4	T3-E	7-6	Outback
2009	Steve Spurrier	3-5	T4-E	7-6	Papajohns.com
2010	Steve Spurrier	5-3	1-E	9-5	Chick-fil-A
2011	Steve Spurrier	6-2	2-E	11-2	Capital One
2012	Steve Spurrier	6-2	3-E	11-2	Outback
2013	Steve Spurrier	6-2	2-E	11-2	Capital One
2014	Steve Spurrier	3-5	T4-E	7-6	Independence
2015	Steve Spurrier/ Shawn Elliott	1-7	T6-E	3-9	-

Includes game forfeited to South Carolina

BOWL RESULTS (8-12)

Bowl	Opponent	Result	Date
Gator	Wake Forest	L 14-26	1-1-46
Peach	West Virginia	L 3-14	12-30-69
Tangerine	Miami-Ohio	L 7-20	12-20-75
Hall of Fame	Missouri	L 14-24	12-29-79
Gator	Pittsburgh	L 9-37	12-29-80
Gator	Oklahoma State	L 14-21	12-28-84
Gator	LSU	L 13-30	12-31-87
Liberty	Indiana	L 10-34	12-28-88
Carquest	West Virginia	W 24-21	1-2-95
Outback	Ohio State	W 24-7	1-1-01
Outback	Ohio State	W 31-28	1-1-02
Independence	Missouri	L 31-38	12-30-05
Liberty	Houston	W 44-36	12-29-06
Outback	Iowa	L 10-31	1-1-09
Papajohns.com	Connecticut	L 7-20	1-2-10
Chick-fil-A	Florida State	L 17-26	12-31-10
Capital One	Nebraska	W 30-13	1-2-12
Outback	Michigan	W 33-28	1-1-13
Capital One	Wisconsin	W 34-24	1-1-14
Independence	Miami	W 24-21	12-27-14



2016 SCHEDULE

Sept. 1	APPALACHIAN STATE (SEC Network 7:30 ET)	First Meeting
Sept. 10	vs. Virginia Tech (ABC 8:00 ET)	UT leads 5-3
Sept. 17	OHIO (SEC Network Noon ET)	UT leads 1-0
Sept. 24	FLORIDA*	UF leads 26-19
Oct. 1	at Georgia*	UT leads 22-21-2
Oct. 8	at Texas A&M*	UT leads 2-0
Oct. 15	ALABAMA*	UA leads 53-38-7
Oct. 29	at South Carolina*	UT leads 25-7-2
Nov. 5	TENNESSEE TECH	UT leads 5-0
Nov. 12	KENTUCKY*	UT leads 78-24-9
Nov. 19	MISSOURI*	Mizz leads 3-1
Nov. 26	at Vanderbilt*	UT leads 75-29-5

*SEC Game

University of Tennessee Volunteers Quick Facts

LOCATION: Knoxville, Tennessee

FOUNDED: 1794

ENROLLMENT: 27,845

NICKNAME: Volunteers or Vols

COLORS: Orange (PMS 151) and White

STADIUM: Neyland Stadium (102,455)

PLAYING SURFACE: Tifway 419 Bermuda Hybrid Grass

FIRST GAME: Sept. 24, 1921 – Tennessee 27, Emory & Henry 0

HOME RECORD: 454-123-17 (.779)

HOME ATTENDANCE: 704,088 (100,584 avg./98.13 % Capacity)

ALL-TIME RECORD: 820-371-53

2015 RECORD: 9-4 (4-3 H, 2-3 A, 1-0 N, 3-3 vs. Eastern Division)

2015 SEC RECORD/FINISH: 5-3/2nd

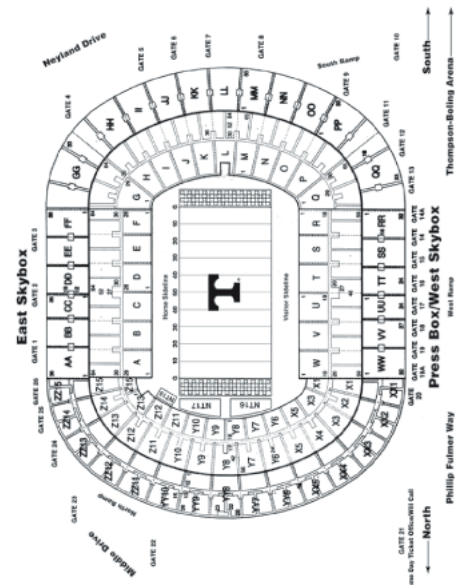
SEC CHAMPIONSHIPS: 13 (1938, 39†, 40, 46†, 51†, 56, 67, 69, 85, 89†, 90, 97, 98)

BOWL: Outback Bowl, Northwestern, Win 45-6

BOWL APPEARANCES: 51

BOWL RECORD: 28-24

LAST BOWL APPEARANCE: Outback Bowl, Northwestern, Win 45-6



JIMMY CHEEK
Chancellor
(Texas A&M, '69)



DR. DONALD BRUCE
Faculty Representative
(Drew, '94)



DAVE HART
Athletics Director
(Alabama, '71)



BUTCH JONES
Head Football Coach
(Ferris State, '90)

BUTCH JONES



HOMETOWN: Saugatuck, Mich.

ALMA MATER: Ferris State, 1990

PLAYING CAREER: Ferris State, two-year letterman

COACHING CAREER: 2012-present: Tennessee, head coach; 2010-12: Cincinnati, head coach; 2007-09: Central Michigan, head coach; 2005-06: West Virginia, wide receivers; 2004: Central Michigan, running backs; 2001-03: Central Michigan, offensive coordinator; 2000: Central Michigan, running backs; 1999: Central Michigan, wide receivers; 1998: Central Michigan, tight ends; 1996-97: Ferris State, offensive coordinator; 1995: Ferris State, running backs; 1993-94: Wilkes Univ, offensive coordinator; 1990-92: Rutgers, graduate assistant; 1987-89: Tampa Bay (NFL), intern

COACHING HONORS: Won at least eight games in six of his nine years as head coach, including four seasons of nine-plus wins in the last seven years (2009, 2011, 2012, 2015). Has won 10 or more games twice, finishing 11-2 at Central Michigan in 2009 and posting a 10-3 record and Top-25 final national ranking with Cincinnati in 2011. Won four conference championships in nine seasons as a head coach, including the Big East title in 2011 and 2012 with Cincinnati and the 2007 and 2009 Mid-Atlantic Conference titles at Central Michigan. Earned Big East Conference coach of the Year honors from the league after his 10-win season with the Bearcats in 2011 and earned the same honor from CBSSports.com in 2012..

BORN: Jan. 17, 1968

WIFE: Barb

CHILDREN: Alex, Adam, Andrew

YEAR-BY-YEAR

Year	School	Conf.	Pct.	All	Pct.	Bowl
2007	Central Michigan	6-1	.857	8-6	.571	Motor City
2008	Central Michigan	6-2	.750	8-5	.615	Motor City
2009	Central Michigan	8-0	1.000	11-2	.846	GMAC
2010	Cincinnati	2-5	.286	4-8	.333	
2011	Cincinnati	5-2	.714	10-3	.769	Liberty
2012	Cincinnati	5-2	.714	9-3	.750	Belk
2013	Tennessee	2-6	.250	5-7	.417	
2014	Tennessee	3-5	.375	7-6	.538	TaxSlayer
2015	Tennessee	5-3	.625	9-4	.692	Outback
TOTALS		42-26	.618	71-44	.617	9 Years
Tennessee Record		10-14	.417	21-17	.552	3 Years
Central Mich. Record		20-3	.870	27-13	.675	3 Years
Cincinnati Record		12-9	.571	23-14	.622	3 Years
BOWL RECORD:		4-2	.667			

ASSISTANT COACHES

STEVE STRIPLING Associate Head Coach/Defensive Line (Colorado '76) 4th at UT

MIKE DEBORD Offensive Coordinator/Quarterbacks (Manchester College '78) 2nd at UT

BOB SHOOP Defensive Coordinator (Yale '88) 1st at UT

WILLIE MARTINEZ Assistant Head Coach/Defensive Backs (Miami, Fla. '85) 4th at UT

ZACH AZZANNI Wide Receivers/Passing Game Coordinator (Central Michigan '99) 4th at UT

ROBERT GILLESPIE Running Backs/Recruiting Coordinator (Florida '05) 4th at UT

DON MAHONEY Offensive Line (West Virginia State '93) 4th at UT

LARRY SCOTT Tight Ends (South Florida '00) 1st at UT

TOMMY THIGPEN Linebackers (North Carolina '93) 4th at UT

MICHAEL SZERSZEN Strength & Conditioning (Charleston W. Va.), 2001) 4th at UT

SUPPORT STAFF

CHRIS SPOGNARDI (Central Michigan, 2008) Director of Football Operations

BOB WELTON (Adrian College (Mich.), 1991) Director of Player Personnel

ROGER FRAZIER (Tennessee, 1982) Equipment Manager

DR. CHRIS KLENCK (Purdue, 1995) Team Physician

T TENNESSEE

ALABAMA • ARKANSAS • AUBURN • FLORIDA • GEORGIA • KENTUCKY • LSU • OLE MISS

RETURNING OFFENSIVE STARTERS

No.	Name	POS	CLASS	HT	WT	EXP	Hometown/Last School
11	Joshua Dobbs	QB	Sr.	6-3	207	3L	Alpharetta, Ga./Alpharetta
1	Jalen Hurd	RB	Jr.	6-4	240	2L	Hendersonville, Tenn./Beech Senior
25	Josh Smith	WR	R-Jr.	6-1	216	2L	Knoxville, Tenn./Christian Academy of Knoxville
3	Josh Malone	WR	Jr.	6-3	197	2L	Gallatin, Tenn./Station Camp
82	Ethan Wolf	TE	Jr.	6-6	245	2L	Minster, Ohio/Minster
75	Jashon Robertson	OL	Jr.	6-4	318	2L	Nashville, Tenn./Montgomery Bell Academy
55	Coleman Thomas	OL	Jr.	6-5	301	2L	Max Meadows, Va./Fort Chiswell
71	Dylan Wiesman	OL	Sr.	6-4	304	3L	Cincinnati, Ohio/Colerain
76	Chance Hall	OL	So.	6-4	318	1L	Roanoke, Va./Northside

RETURNING DEFENSIVE STARTERS

No.	Name	POS	CLASS	HT	WT	EXP	Hometown/Last School
50	Corey Vereen	DL	Sr.	6-2	249	3L	Winter Garden, Fla./West Orange
39	Kendal Vickers	DL	R-Jr.	6-3	286	2L	Havelock, N.C./Havelock
9	Derek Barnett	DL	Jr.	6-3	257	2L	Nashville, Tenn./Brentwood Academy
21	Jalen Reeves-Maybin	LB	Sr.	6-0	225	3L	Clarksville, Tenn./Northeast
34	Darrin Kirkland Jr.	LB	So.	6-1	224	1L	Indianapolis, Ind./Lawrence Central
23	Cameron Sutton	DB	Sr.	5-11	186	3L	Jonesboro, Ga./Jonesboro
8	Justin Martin	DB	Jr.	6-2	173	1L	Antioch, Tenn./Overton
13	Malik Foreman	DB	Sr.	5-10	178	3L	Kingsport, Tenn./Dobyns-Bennett

STARTERS LOST

No.	Name	POS	HT	WT
9	Von Pearson	WR	6-0	183
77	Kyler Kerbyson	OL	6-4	318
58	Owen Williams	DL	6-0	297
37	Brian Randolph	DB	6-0	200
33	LaDarrell McNeil	DB	6-1	209

RETURNING STATISTICAL LEADERS

RUSHING:					ATT.	YARDS	AVG.	TDS		
Jalen Hurd	277	1288	4.6	12						
Alvin Kamara	107	698	6.5	7						
Joshua Dobbs	146	671	4.6	11						
PASSING:					ATT.	COMP	INT.	TDS	YARDS	PCT.
Joshua Dobbs	344	205	5	15	2291	59.6				
RECEIVING:					REC.	YARDS	AVG.	AVG/GAME	TDS	
Alvin Kamara	34	291	8.6	22.4	3					
Josh Malone	31	405	13.1	31.2	2					
Josh Smith	23	307	13.3	23.6	2					
Ethan Wolf	23	301	13.1	23.2	2					
Jalen Hurd	22	190	8.6	14.6	2					
TACKLES:					TOTAL	SOLO	ASST	INT	SACKS	TFL (YDS)
Jalen Reeves-Maybin	105	66	39	0-0	6-46	14-71				
Derek Barnett	69	44	25	0-0	10-51	12.5-54				
Darrin Kirkland Jr.	66	43	23	1-26	3-26	6.5-29				
Todd Kelly Jr.	46	31	15	3-5	0-0	0-0				
Corey Vereen	39	27	12	0-0	3.5-17	9.5-38				

2015 RESULTS

9-4 Overall • 5-3 SEC

Home: 5-2 Away: 2-2 Neutral: 2-0 vs. Division: 5-1 vs. Top 25: 2-2

Sept. 5	[25/25] vs. Bowling Green (Nashville)	61,323	W, 59-30
Sept. 12	[23/23] OKLAHOMA (19/17)	102,455	L, 24-31 2OT
Sept. 19	[RV/RV] WESTERN CAROLINA	102,136	W, 55-10
Sept. 26	[RV/RV] at Florida* (rv/rv)	90,527	L, 27-28
Oct. 3	[RV/RV] ARKANSAS*	101,265	L, 20-24
Oct. 10	GEORGIA* (19/16)	102,455	W, 38-31
Oct. 24	at Alabama* (8/8)	101,821	L, 14-19
Oct. 31	at Kentucky*	60,886	W, 52-21
Nov. 7	[RV/--] SOUTH CAROLINA*	101,253	W, 27-24
Nov. 14	NORTH TEXAS	96,197	W, 24-0
Nov. 21	at Missouri*	59,575	W, 19-8
Nov. 28	[RV/--] VANDERBILT*	98,327	W, 53-28
Jan. 1	[RV/RV] vs. Northwestern (12/12) Outback Bowl; Tampa, Fla.	53,202	W, 45-6

[AP/Coaches] - Denotes team ranking at the time of the game;
[AP/Coaches] - Denotes opponent ranking at the time of the game

TENNESSEE Team Information

BASIC OFFENSE: Multiple

BASIC DEFENSE: 4-3 Base

LETTERMEN RETURNING: 55

OFFENSE: 24

DEFENSE: 29

SPECIALTY: 2

LETTERMEN LOST: 15

OFFENSE: 7

DEFENSE: 6

SPECIALTY: 2

STARTERS RETURNING: 19

OFFENSE: 9

DEFENSE: 8

SPECIALTY: 2

STARTERS LOST: 5

OFFENSE: 2

DEFENSE: 3

SPECIALTY: 0

NOTE: Specialists include punter, place-kicker and long snapper.

ALL-STAR CANDIDATES

Derek BARNETT

Junior • DE • 6-3 • 257 • Nashville, Tenn.



- 2016 Lindy's Sports Preseason First Team All-SEC
- 2016 Athlon Sports Preseason First Team All-SEC
- 2016 Lindy's Sports Preseason Second Team All-American
- 2016 Sporting News Preseason Second Team All-American
- Was an All-SEC selection as a sophomore in 2015, starting all 13 games at right end with 69 tackles, 10.0 sacks and 12.5 tackles for loss.
- Enters 2016 tied for eighth on UT's career sack list with 20.0.

Jalen HURD

Junior • RB • 6-4 • 240 • Hendersonville, Tenn.



- 2016 Lindy's Sports Preseason First Team All-SEC
- 2016 Athlon Sports Preseason First Team All-SEC
- 2016 Phil Steele Preseason First Team All-SEC
- 2016 Outback Bowl MVP
- As a sophomore in 2015, was fourth in SEC in rushing yards per game (99.1) and fourth in total rushing yards with 1,288 in 12 starts.
- Hurd's 2,187 career rushing yards rank 12th and he is just 891 shy of Travis Henry's record (3,078).

Joshua DOBBS

Senior • QB • 6-3 • 207 • Alpharetta, Ga.



- 2016 Lindy's Sports Preseason First Team All-SEC
- 2016 Athlon Sports Preseason Second Team All-SEC
- In 13 starts as a junior in 2015, threw for 2,291 yards, completing 205-of-344 with 15 touchdown passes and only five interceptions.
- Vols are 14-5 in his last 19 starts, dating to 2013 season.
- One of three SEC players over the last 20 years to have 300 yards passing and 100 yards rushing a game (with Johnny Manziel & Tim Tebow), accomplishing the feat vs. Georgia in 2015 and South Carolina in 2014.

Cameron SUTTON

Senior • DB • 5-11 • 186 • Jonesboro, Ga.



- 2016 Lindy's Sports Preseason First Team All-SEC
- 2016 Sporting News Preseason First Team All-American
- 2016 Lindy's Sports Preseason Second Team All-American
- 2016 Phil Steele Preseason First Team All-SEC
- 2016 Athlon Sports Preseason Second Team All-SEC
- As a junior in 2015, earned All-American Honors as a punt returner, leading the nation with a 18.7 average to go with two touchdowns.
- Sutton is one of the nation's premier shutdown cornerbacks and has started all 38 games of his career, totaling 104 tackles, six interceptions and 26 pass breakups.

2016 ALPHABETICAL ROSTER

No.	Name	POS	HT	WT	CL	Hometown
22	Micah Abernathy	DB	6-0	193	SO	Atlanta, Ga
58	Aaron Adams	OL	6-4	290	RS JR	Gray, Tenn
97	Paul Bain	DL	6-5	290	RS SO	Powder Springs, Ga
9	Derek Barnett	DE	6-3	257	JR	Nashville, Tenn
17	Dillon Bates	LB	6-3	228	RS SO	Ponte Vedra Beach, Fla
43	Ben Bates	LB	5-11	195	RS JR	Pulaski, Tenn
29	Evan Berry	DB	5-11	207	JR	Fairburn, Ga
41	Elliott Berry	LB	5-11	222	JR	Fairburn, Ga
35	Daniel Bituli	LB	6-3	228	FR	Antioch, Tenn
74	Dontavius Blair	OL	6-7	294	RS SR	Anniston, Ala
48	Ja'Quain Blakely	LB	6-2	210	FR	Moultrie, Ga
83	Cody Blanc	WR	6-2	206	RS SR	Knoxville, Tenn
50	Venzell Boulware	OL	6-3	306	RS FR	Union City, Ga
53	Will Bradshaw	LS	6-4	219	RS JR	Dyersburg, Tenn
84	Devante Brooks	TE	6-5	225	FR	Bowie, Md
36	Garvin Bryant	LB	6-0	238	RS SO	Jackson, Ala
28	Baylen Buchanan	DB	5-11	187	FR	Lawrenceville, Ga
52	Andrew Butcher	DL	6-2	257	RS FR	Alpharetta, Ga
51	Kenny Bynum	LB	6-1	227	RS SR	Jacksonville, Fla
10	Tyler Byrd	WR	6-0	195	FR	Naples, Fla
9	Marquez Callaway	WR	6-2	170	FR	Warner Robins, Ga
86	Andrew Craig	TE	6-5	240	FR	Knoxville, Tenn
18	Jason Croom	TE	6-5	246	RS SR	Norcross, Ga
93	Trevor Daniel	P	6-1	248	RS JR	Dickson, Tenn
11	Joshua Dobbs	QB	6-3	207	SR	Alpharetta, Ga
12	Quinten Dormady	QB	6-4	216	SO	Boerne, Texas
35	Taeler Dowdy	RB	5-8	178	FR	Murfreesboro, Tenn
79	Thomas Edwards	OL	6-4	315	RS JR	Kingsport, Tenn
87	Logan Feltzner	WR	5-9	182	RS JR	Cleveland, Tenn
27	Carlin Fils-Aime	RB	5-11	175	FR	Naples, Fla
90	Charles Folger	DL	6-4	249	RS SR	Augusta, Ga
13	Malik Foreman	DB	5-10	178	SR	Kingsport, Tenn
30	Holden Foster	K	6-0	180	RS JR	Dickson, Tenn
69	Brian Garvey	OL	6-3	280	FR	Brentwood, Tenn
33	MaLeik Gatewood	DB	5-10	189	RS FR	Memphis, Tenn
7	Rashaan Gaulden	DB	6-1	178	RS SO	Spring Hill, Tenn
19	Jeff George	WR	6-6	190	RS JR	Leavenworth, Kan
26	Stephen Griffin	DB	6-2	200	SO	Charlotte, NC
2	Jarrett Guarantano	QB	6-4	205	FR	Lodi, NJ
76	Chance Hall	OL	6-4	318	SO	Roanoke, Va
10	DJ Henderson	DB	6-1	180	JR	Lyman, SC
31	Parker Henry	H	6-1	170	RS SO	Hendersonville, Tenn
20	Dy'Kari Hickey	WR	5-10	170	JR	Powder Springs, Ga
1	Jalen Hurd	RB	6-4	240	JR	Hendersonville, Tenn
14	Zac Jancek	QB	6-4	214	RS FR	Knoxville, Tenn
15	Jauan Jennings	WR	6-3	201	SO	Murfreesboro, Tenn
17	Brandon Johnson	WR	6-2	175	FR	Plantation, Fla
44	Jakob Johnson	TE	6-3	240	JR	Stuttgart, Germany
70	Ryan Johnson	OL	6-6	275	FR	Brentwood, Tenn
13	Sheriron Jones	QB	6-2	208	SO	Perris, Calif
39	Alex Jones	PK	5-5	139	RS FR	Knoxville, Tenn
66	Jack Jones	OL	6-4	307	SO	Murfreesboro, Tenn
53	Colton Jumper	LB	6-2	224	JR	Lookout Mountain, Tenn
89	Will Jumper	TE	6-2	206	RS FR	Lookout Mountain, Tenn
6	Alvin Kamara	RB	5-10	215	RS JR	Norcross, Ga
4	John Kelly	RB	5-9	212	SO	Detroit, Mich
6	Todd Kelly Jr	DB	5-11	208	JR	Knoxville, Tenn
63	Brett Kendrick	OL	6-6	318	RS JR	Knoxville, Tenn

No.	Name	POS	HT	WT	CL	Hometown
34	Darrin Kirkland Jr	LB	6-1	224	SO	Indianapolis, Ind
47	Landon Knoll	LB	6-3	217	RS FR	Nashville, Tenn
1	Jonathan Kongbo	DL	6-6	260	RS SO	Surrey, BC
24	Michael Lacey	WR	5-7	173	RS FR	Nashville, Tenn
4	LaTroy Lewis	DL	6-4	256	RS SR	Akron, Ohio
36	Grayson Linde	P	6-1	180	FR	Brentwood, Tenn
46	Riley Lovingood	LS	6-0	209	RS FR	Hendersonville, Tenn
46	DaJour Maddox	LB	5-11	210	RS FR	Stone Mountain, Ga
3	Josh Malone	WR	6-3	197	JR	Gallatin, Tenn
8	Justin Martin	DB	6-1	183	JR	Antioch, Tenn
28	Will Martinez	WR	5-8	184	JR	Knoxville, Tenn
20	Cortez McDowell	LB	6-0	240	JR	Locust Grove, Ga
99	Kahlil McKenzie	DL	6-3	344	SO	Walnut Creek, Calif
52	Elijah Medford	LS	5-9	222	RS SO	Burlington, NC
25	Aaron Medley	PK	6-2	189	JR	Lewisburg, Tenn
24	Darrell Miller	DB	5-10	178	SO	Cedar Hill, Texas
40	Dimarya Mixon	DL	6-4	259	JR	Compton, Calif
97	Jackson Morris	PK	5-9	165	FR	Hendersonville, Tenn
12	Emmanuel Moseley	DB	5-11	179	JR	Greensboro, NC
78	Charles Mosley	OL	6-4	348	RS SO	Brighton, Tenn
57	Nathan Niehaus	OL	6-6	255	FR	Cincinnati, Ohio
95	Danny O'Brien	DL	6-2	301	RS SR	Flint, Mich
42	Chip Omer	RB	5-11	190	FR	Nashville, Tenn
85	Thomas Orradre	WR	6-2	180	RS SO	San Luis Obispo, Calif
3	Marquill Osborne	DB	5-11	183	FR	Cornelius, NC
	Vincent Perry	WR	5-10	175	RS FR	Nashville, Tenn
5	Kyle Phillips	DL	6-4	259	SO	Nashville, Tenn
55	Quay Picou	DL	6-1	266	SO	Sugar Hill, Ga
81	Austin Pope	TE	6-4	218	FR	Knoxville, Tenn
26	Ben Powlas	WR	6-4	210	FR	Dickson, Tenn
64	Logan Punch	LS	5-10	218	FR	Knoxville, Tenn
64	Ray Raulerson	OL	6-4	287	RS SO	Tampa, Fla
21	Jalen Reeves-Maybin	LB	6-0	225	SR	Clarksville, Tenn
51	Drew Richmond	OL	6-5	301	RS FR	Memphis, Tenn
75	Jashon Robertson	OL	6-3	315	JR	Nashville, Tenn
38	Jaye Rochell	WR	6-2	210	RS SR	Duluth, Ga
60	Austin Sanders	OL	6-5	318	RS JR	Cleveland, Tenn
14	Quart'e Sapp	LB	6-2	214	SO	Alpharetta, Ga
11	Austin Smith	LB	6-3	236	SO	Buford, Ga
25	Josh Smith	WR	6-1	216	RS JR	Knoxville, Tenn
37	Jayson Sparks	RB	5-7	187	RS JR	Loganville, Ga
47	Joe Stocstill	TE	6-2	234	RS SR	Lewisburg, Tenn
94	Tyler Stokes	DL	6-1	274	RS SO	Knoxville, Tenn
23	Cameron Sutton	DB	5-11	186	SR	Jonesboro, Ga
68	Marcus Tatum	OL	6-6	265	FR	Ormond Beach, Fla
19	Darrell Taylor	DL	6-4	230	RS FR	Waverly, Va
55	Coleman Thomas	OL	6-5	301	JR	Max Meadows, Va
43	Laszlo Toser	PK	5-8	181	RS FR	Ooltewah, Tenn
2	Shy Tuttle	DL	6-2	311	SO	Midway, NC
50	Corey Vereen	DL	6-2	249	SR	Winter Garden, Fla
39	Kendal Vickers	DL	6-3	286	RS JR	Havelock, NC
18	Nigel Warrior	DB	6-0	186	FR	Duluth, Ga
71	Dylan Wiesman	OL	6-4	304	SR	Cincinnati, Ohio
7	Preston Williams	WR	6-4	209	SO	Hampton, Ga
8	Latrell Williams	WR	5-11	175	FR	Lake City, Fla
30	Devin Williams	DB	5-8	184	RS SR	Knoxville, Tenn
80	Eli Wolf	TE	6-4	216	RS FR	Minster, Ohio
82	Ethan Wolf	TE	6-6	245	JR	Minster, Ohio

TENNESSEE T

MISSISSIPPI STATE • MISSOURI • SOUTH CAROLINA • TENNESSEE • TEXAS A&M • VANDERBILT

YEAR-BY-YEAR RECORDS

Year	Coach	SEC	SEC Finish	Overall	Bowls
1891	None			0-1	
1892	None			2-5	
1893	None			2-4	
1894	No Team				
1895	No Team				
1896	None			4-0	
1897	None			4-1	
1898	No Team				
1899	J.A. Pierce			6-2	
1900	J.A. Pierce			3-2-1	
1901	George Kelley			3-3-2	
1902	H.F. Fisher			6-2	
1903	H.F. Fisher			4-5	
1904	S.D. Crawford			3-5-1	
1905	J.D. DePree			3-5-1	
1906	J.D. DePree/Roscoe Ward			1-6-2	
1907	George Levene			7-2-1	
1908	George Levene			7-2	
1909	George Levene			1-6-2	
1910	Alex Stone			3-5-1	
1911	Z.G. Clevenger			3-4-2	
1912	Z.G. Clevenger			4-4	
1913	Z.G. Clevenger			6-3	
1914	Z.G. Clevenger			9-0	
1915	Z.G. Clevenger			4-4	
1916	John R. Bender			8-0-1	
1917	No Team				
1918	No Team				
1919	John R. Bender			3-3-3	
1920	John R. Bender			7-2	
1921	M.B. Banks			6-2-1	
1922	M.B. Banks			8-2	
1923	M.B. Banks			5-4-1	
1924	M.B. Banks			3-5	
1925	M.B. Banks			5-2-1	
1926	Robert R. Neyland			8-1	
1927	Robert R. Neyland			8-0-1	
1928	Robert R. Neyland			9-0-1	
1929	Robert R. Neyland			9-0-1	
1930	Robert R. Neyland			9-1	
1931	Robert R. Neyland			9-0-1	New York
1932	Robert R. Neyland			9-0-1	
1933	Robert R. Neyland	5-2	4	7-3	
1934	Robert R. Neyland	5-1	3	8-2	
1935	W.H. Britton	2-3	9†	4-5	
1936	Robert R. Neyland	3-1-2	4	6-2-2	
1937	Robert R. Neyland	4-3	7	6-3-1	
1938	Robert R. Neyland	7-0	1	11-0	Orange
1939	Robert R. Neyland	6-0	1†	10-1	Rose
1940	Robert R. Neyland	5-0	1	10-1	Sugar
1941	John Barnhill	3-1	2	8-2	
1942	John Barnhill	4-1	2†	9-1-1	Sugar
1943	NO TEAM				
1944	John Barnhill	5-0-1	2	7-1-1	Rose
1945	John Barnhill	3-1	2	8-1	
1946	Robert R. Neyland	5-0	1†	9-2	Orange
1947	Robert R. Neyland	2-3	9†	5-5	
1948	Robert R. Neyland	2-3-1	8	4-4-2	
1949	Robert R. Neyland	4-1-1	3	7-2-1	
1950	Robert R. Neyland	4-1	2	11-1	Cotton
1951	Robert R. Neyland	5-0	1†	10-1	Sugar
1952	Robert R. Neyland	5-0-1	2	8-2-1	Cotton
1953	Harvey Robinson	3-2-1	7	6-4-1	
1954	Harvey Robinson	1-5	11†	4-6	
1955	Bowden Wyatt	3-2-1	4	6-3-1	
1956	Bowden Wyatt	6-0	1	10-1	Sugar
1957	Bowden Wyatt	4-3	5	8-3	Gator
1958	Bowden Wyatt	4-3	5	4-6	
1959	Bowden Wyatt	3-4-1	8	5-4-1	
1960	Bowden Wyatt	3-2-2	5	6-2-2	
1961	Bowden Wyatt	4-3	4†	6-4	
1962	Bowden Wyatt	2-6	10	4-6	
1963	Jim McDonald	3-5	8	5-5	
1964	Doug Dickey	1-5-1	10	4-5-1	
1965	Doug Dickey	3-1-2	3†	8-1-2	Bluebonnet
1966	Doug Dickey	4-2	5	8-3	Gator
1967	Doug Dickey	6-0	1	9-2	Orange
1968	Doug Dickey	4-1-1	2	8-2-1	Cotton
1969	Doug Dickey	5-1	1	9-2	Gator
1970	Bill Battle	4-1	2	11-1	Sugar
1971	Bill Battle	4-2	4†	10-2	Liberty
1972	Bill Battle	4-2	4	10-2	Bluebonnet
1973	Bill Battle	3-3	4	8-4	Gator
1974	Bill Battle	2-3-1	7†	7-3-2	Liberty
1975	Bill Battle	3-3	5	7-5	
1976	Bill Battle	2-4	8	6-5	
1977	Johnny Majors	1-5	8	4-7	
1978	Johnny Majors	3-3	4†	5-5-1	
1979	Johnny Majors	3-3	5†	7-5	Bluebonnet
1980	Johnny Majors	3-3	6	5-6	

Year	Coach	SEC	SEC Finish	Overall	Bowls
1981	Johnny Majors	3-3	4†	8-4	Garden State
1982	Johnny Majors	3-2-1	5	6-5-1	Peach
1983	Johnny Majors	4-2	3†	9-3	Citrus
1984	Johnny Majors	3-3	5†	7-4-1	Sun
1985	Johnny Majors	5-1	1	9-1-2	Sugar
1986	Johnny Majors	3-3	6	7-5	Liberty
1987	Johnny Majors	4-1-1	3	10-2-1	Peach
1988	Johnny Majors	3-4	6†	5-6	
1989	Johnny Majors	6-1	1†	11-1	Cotton
1990	Johnny Majors	5-1-1	1	9-2-2	Sugar
1991	Johnny Majors	5-2	3	9-3	Fiesta
1992	Johnny Majors/ Phillip Fulmer	5-3	3-E	9-3	Hall of Fame
1993	Phillip Fulmer	#7-1	T1-E	#10-2	Citrus
1994	Phillip Fulmer	5-3	2-E	8-4	Gator
1995	Phillip Fulmer	7-1	2-E	11-1	Citrus
1996	Phillip Fulmer	7-1	2-E	10-2	Citrus
1997	Phillip Fulmer	7-1	1-E	11-2	Orange
1998	Phillip Fulmer	8-0	1-E	13-0	Fiesta
1999	Phillip Fulmer	6-2	2-E	9-3	Fiesta
2000	Phillip Fulmer	5-3	2-E	8-4	Cotton
2001	Phillip Fulmer	7-1	1-E	11-2	Citrus
2002	Phillip Fulmer	5-3	3-E	8-5	Peach
2003	Phillip Fulmer	6-2	T1-E	10-3	Peach
2004	Phillip Fulmer	7-1	1-E	10-3	Cotton
2005	Phillip Fulmer	3-5	T4-E	5-6	
2006	Phillip Fulmer	5-3	2-E	9-4	Outback
2007	Phillip Fulmer	6-2	T1-E	10-4	Outback
2008	Phillip Fulmer	3-5	5-E	5-7	
2009	Lane Kiffin	4-4	T2-E	7-6	Chick-fil-A
2010	Derek Dooley	3-5	T3-E	6-7	Music City
2011	Derek Dooley	1-7	6-E	5-7	
2012	Derek Dooley/ Jim Chaney	1-7	6-E	5-7	
2013	Butch Jones	2-6	6-E	5-7	
2014	Butch Jones	3-5	4-E	7-6	TaxSlayer
2015	Butch Jones	5-3	2-E	9-4	Outback

Includes game forfeited to Tennessee

BOWL RESULTS (28-24)

Bowl	Opponent	Result	Date
*New York	New York University	W 13-0	12-5-31
Orange	Oklahoma	W 17-0	1-1-39
Rose	Southern California	L 0-14	1-1-40
Sugar	Boston College	L 13-19	1-1-41
Sugar	Tulsa	W 14-7	1-1-43
Rose	Southern California	L 0-25	1-1-45
Orange	Rice	L 0-8	1-1-47
Cotton	Texas	W 20-14	1-1-51
Sugar	Maryland	L 13-28	1-1-52
Cotton	Texas	L 0-16	1-1-53
Sugar	Baylor	L 7-13	1-1-57
Gator	Texas A&M	W 3-0	12-28-57
Bluebonnet	Tulsa	W 27-6	12-18-65
Gator	Syracuse	W 18-12	12-31-66
Orange	Oklahoma	L 24-26	1-1-68
Cotton	Texas	L 13-36	1-1-69
Gator	Florida	L 13-14	12-27-69
Sugar	Air Force	W 34-13	1-1-71
Liberty	Arkansas	W 14-13	12-20-71
Bluebonnet	LSU	W 24-17	12-30-72
Gator	Texas Tech	L 19-28	12-29-73
Liberty	Maryland	W 7-3	12-16-74
Bluebonnet	Purdue	L 22-27	12-31-79
Garden State	Wisconsin	W 28-21	12-13-81
Peach	Iowa	L 22-28	12-31-82
Citrus	Maryland	W 30-23	12-17-83
Sun	Maryland	L 27-28	12-22-84
Sugar	Miami (Fla.)	W 35-7	1-1-86
Liberty	Minnesota	W 21-14	12-29-86
Peach	Indiana	W 27-22	1-2-88
Cotton	Arkansas	W 31-27	1-1-90
Sugar	Virginia	W 23-22	1-1-91
Fiesta	Penn State	L 17-42	1-1-92
Hall of Fame	Boston College	W 38-23	1-1-93
Citrus	Penn State	L 13-31	1-1-94
Gator	Virginia Tech	W 45-23	12-30-94
Citrus	Ohio State	W 20-14	1-1-96
Citrus	Northwestern	W 48-28	1-1-97
Orange	Nebraska	L 17-42	1-2-98
Fiesta	Florida State	W 23-16	1-4-99
Fiesta	Nebraska	L 21-31	1-2-00
Cotton	Kansas State	L 21-35	1-1-01
Citrus	Michigan	W 45-17	1-1-02
Peach	Maryland	L 3-30	12-31-02
Peach	Clemson	L 14-27	1-2-04
Cotton	Texas A&M	W 38-7	1-1-05
Outback	Penn State	L 10-20	1-1-07
Outback	Wisconsin	W 21-17	1-1-08
Outback	Chick-fil-A	L 37-14	12-31-09
Music City	North Carolina	L 27-30 (2OT)	12-30-10
TaxSlayer	Iowa	W 45-28	1-2-15
Outback	Northwestern	W 45-6	1-1-16

*not recognized by NCAA



2016 SCHEDULE

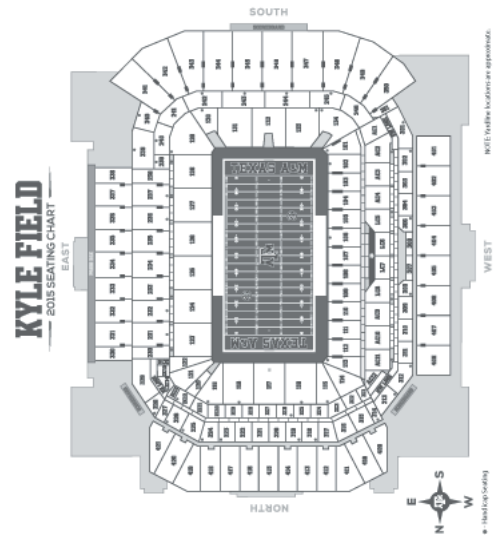
Sept. 3	UCLA (CBS 3:30 ET)	Tied 2-2
Sept. 10	PRAIRIE VIEW A&M (SEC Net. Alt. Noon ET)	First Meeting
Sept. 17	at Auburn* (ESPN or ESPN2 7:00 ET)	TAMU leads 4-2
Sept. 24	vs. Arkansas*	ARK leads 28-41-3
Oct. 1	at South Carolina*	TAMU leads 2-0
Oct. 8	TENNESSEE*	UT leads 0-2
Oct. 22	at Alabama*	UA leads 2-6
Oct. 29	NEW MEXICO ST.	First Meeting
Nov. 5	at Mississippi State*	TAMU leads 5-4
Nov. 12	OLE MISS*	TAMU leads 6-2
Nov. 19	UTSA	First Meeting
Nov. 24	LSU*	LSU leads 20-31-3

*SEC Game

Texas A&M University Aggies Quick Facts

LOCATION: College Station, Texas
FOUNDED: 1876
ENROLLMENT: 59,000 (Fall, '15)
NICKNAME: Aggies
COLORS: Maroon (PMS 505) and White
STADIUM: Kyle Field (102,577)
PLAYING SURFACE: Grass
FIRST GAME: Oct. 7, 1905 – Texas A&M 29, Houston YMCA 0
HOME RECORD: 396-159-10
HOME ATTENDANCE: 725,354 (103,622 avg.)
ALL-TIME RECORD: 717-466-48

2015 RECORD: 8-5
2015 SEC RECORD/FINISH: 4-4, T5th SEC West
SEC CHAMPIONSHIPS: 0
BOWL: Franklin American Mortgage Music City Bowl (Lost 27-21, Louisville)
BOWL APPEARANCES: 37
BOWL RECORD: 17-20
LAST BOWL APPEARANCE: Franklin American Mortgage Music City Bowl (Lost 27-21, Louisville)



MICHAEL K. YOUNG
President
(BYU, '73)



DR. TOM ADAIR
Faculty Representative
(Texas A&M, '57)



SCOTT WOODWARD
Athletics Director
(LSU, '85)



KEVIN SUMLIN
Head Football Coach
(Purdue, '88)

KEVIN SUMLIN



HOMETOWN: Indianapolis, Ind.

ALMA MATER : Purdue (1988)

PLAYING CAREER: 1983-86

COACHING EXPERIENCE: Ninth season as head coach, 2012 SEC Coach of the Year

COACHING ACHIEVEMENTS: Three-time National Coach of the Year finalist; first Texas A&M football coach to win three straight bowl games.

BORN: Aug. 3, 1964

WIFE: Charlene Sumlin

CHILDREN: daughters Courtney and Shelby; sons Jackson and Joey

YEAR-BY-YEAR

Year	School	Conf.	Pct.	All	Pct.	Bowl
2008	Houston	6-2	.750	8-5	.615	Armed Forces
2009	Houston	6-2	.750	10-4	.714	Armed Forces
2010	Houston	4-4	.500	5-7	.417	
2011	Houston	8-0	1.00	*13-1	*.929	*TicketCity
2012	Texas A&M	6-2	.750	11-2	.846	Cotton
2013	Texas A&M	4-4	.500	9-4	.692	Chick-fil-A
2014	Texas A&M	3-5	.375	8-5	.615	Liberty
2015	Texas A&M	4-4	.500	8-5	.615	Music City
TOTALS		41-23	.641	71-33	.683	8 Years
Texas A&M Record		17-15	.531	36-16	.692	4 Years
Houston Record		24-8	.750	35-17	.679	4 Years
BOWL RECORD:		4-2	.667			

* — Kevin Sumlin resigned as UH head coach on Dec. 10, 2011 and did not coach the Cougars in the bowl game. His overall record does not reflect the victory.

ASSISTANT COACHES

JOHN CHAVIS Associate Head Coach/Defensive Coordinator/Linebackers (Tennessee, '79)

NOEL MAZZONE Offensive Coordinator/Quarterbacks (New Mexico, '80)

JEFF BANKS Special Teams Coordinator/Tight Ends (Washington St., '99)

TERRY JOSEPH Defensive Secondary (Northwestern St., '96)

CLARENCE MCKINNEY Running Backs (Mary, '94)

AARON MOOREHEAD Wide Receivers (Illinois, '03)

TERRY PRICE Defensive Ends (Texas A&M, '90)

DAVID TURNER Defensive Tackles/Run Game Coordinator (Davidson, '85)

JIM TURNER Offensive Line (Boston College, '88)

SUPPORT STAFF

LARRY JACKSON (Texas A&M, 1995) Director of FB Sports Performance

GARY REYNOLDS (Texas A&M, 1988) Director of FB Operations

RETURNING OFFENSIVE STARTERS

POS	Name	HT	WT	CLASS	EXP	Hometown/Last School
WR	Christian Kirk	5-11	200	So	1L	Scottsdale, AZ
WR	Josh Reynolds	6-4	195	Sr	2L	San Antonio, TX
WR	Ricky Seals-Jones	6-5	240	Jr	2L	Sealy, TX
WR	Damion Ratley	6-1	190	Jr	1L	Yoakum, TX
LT	Avery Gennesy	6-5	305	Sr	1L	Southaven, MS
LG	Keaton Sutherland	6-5	310	So	1L	Flower Mound, TX

RETURNING DEFENSIVE STARTERS

POS	Name	HT	WT	CLASS	EXP	Hometown/Last School
DE--	Daeshon Hall	6-6	260	Sr	3L	Seattle, WA
DE--	Myles Garrett	6-5	255	So	1L	Arlington, TX
LB--	Shaan Washington	6-3	235	Sr	3L	Alexandria, LA
Nic-	Donovan Wilson	6-1	205	Jr	2L	Shreveport, LA
FS--	Armani Watts	6-2	200	Jr	2L	Forney, TX
SS--	Justin Evans	6-1	195	Sr	1L	Wiggins, MS

STARTERS LOST

POS	Name	HT	WT	EXP	Hometown/Last School
RT	Germain Ifedi	6-5	325	3L	Houston, TX
C	Mike Matthews	6-2	290	4L	Sugar Land, TX
RG	Joseph Cheek	6-7	305	4L	Seguin, TX
RB	Tra Carson	6-0	235	3L	Texarkana, TX
QB	Kyle Allen	6-3	210	2L	Scottsdale, AZ
DT	Julien Obioha	6-4	280	4L	New Orleans, LA
DT	Alonzo Williams	6-4	305	4L	Abbeville, LA
LB	A.J. Hilliard	6-2	245	1L	Klein, TX
CB	De'Vante Harris	5-11	185	4L	Mesquite, TX
CB	Brandon Williams	6-0	205	3L	Brookshire, TX
PLK	Taylor Bertolet	5-9	188	4L	Reading, PA
P	Drew Kaser	6-3	215	3L	Strongsville, OH

RETURNING STATISTICAL LEADERS

RUSHING:	ATT	YARDS	AVG	TDS		
James White, RB	55 carries	196 net	3.6	1		
PASSING:	ATT	COMP	INT	TDS	YARDS	
Jake Hubenak	75	40	1	3	399	
RECEIVING:	REC	YARDS	TDS			
Christian Kirk, WR	80	1009	7			
Josh Reynolds, WR	51	907	5			
Ricky Seals-Jones, WR	45	560	4			
TACKLES:	TOTAL	SACKS	INT	FUMBLES	PBU	
Armani Watts, DB	126		1	2		
Shaan Washington, LB	81	1		1		
Justin Evans, DB	78		1		3	
Donovan Wilson, DB	63		5	3		
Myles Garrett, DL	59	12.5		5		

2015 RESULTS

8-5 Overall • 4-4 SEC
Home: 5-2 Away: 1-2 vs. Top 25: 2-2

Sept. 5	[RV/RV] vs. Arizona State (15/16)	66,308	W, 38-17
Sept. 12	[16/19] BALL STATE	104,213	W, 56-23
Sept. 19	[17/18] NEVADA	102,591	W, 44-27
Sept. 26	[14/15] vs. Arkansas* (Arlington)	67,339	W, 28-21 OT
Oct. 3	[14/15] MISSISSIPPI STATE* (21/22)	104,455	W, 30-17
Oct. 17	[9/10] ALABAMA* (10/9)	105,733	L, 23-41
Oct. 24	[15/16] at Ole Miss* (24/23)	60,674	L, 3-23
Oct. 31	[RV/RV] SOUTH CAROLINA*	102,154	W, 35-28
Nov. 7	[25/24] AUBURN*	104,625	L, 10-26
Nov. 14	[RV/RV] WESTERN CAROLINA	101,583	W, 41-17
Nov. 21	[RV/RV] at Vanderbilt*	32,482	W, 25-0
Nov. 28	[RV/RV] at LSU* (rv/rv)	101,803	L, 7-19
Dec. 30	[--/RV] vs. Louisville	50,478	L, 21-27

Franklin American Mortgage Music City Bowl; Nashville, Tenn.

[AP/Coaches] – Denotes team ranking at the time of the game;
[AP/Coaches] – Denotes opponent ranking at the time of the game

TEXAS A&M Team Information

BASIC OFFENSE: Multiple
BASIC DEFENSE: Multiple 4-3

LETTERMEN RETURNING: 50

OFFENSE: 18
DEFENSE: 29
SPECIALTY: 3

LETTERMEN LOST: 26

OFFENSE: 16¹
DEFENSE: 8
SPECIALTY: 2

STARTERS RETURNING: 12

OFFENSE: 6
DEFENSE: 6
SPECIALTY: 0

STARTERS LOST: 12

OFFENSE: 5
DEFENSE: 5
SPECIALTY: 2

NOTE: Specialists include punter and place-kicker only.

ALL-STAR CANDIDATES

Myles GARRETT

Junior • 6-5 • 262 • Arlington, Texas



- 2015 SEC leader in QB sacks (12.5), tackles for loss (19.5) and forced fumbles (5)
- 2015 first-team All-American and All-SEC
- 2015 finalist for Rotary Lombardi Award and Ted Hendricks Award

Daeshon HALL

Senior • 6-6 • 260 • Seattle, Wash.



- Ranked in the SEC top 10 in QB sacks (7.0), tackles for loss (14.5) and forced fumbles (2) in 2015
- Posted four sacks in 2015 season-opener against Pac-12 power Arizona State, which tied for the second-most single game sacks in school history.
- His performance against the Sun Devils earned him SEC Defensive Lineman of the Week honors.

Christian KIRK

Sophomore • 5-11 • 200 • Scottsdale, Ariz.



- 2015 SEC Freshman of the Year and Newcomer of the Year
- Led all SEC freshmen in touchdowns, receptions/game, receiving yards/game, punt return average and all-purpose yards.
- Set Texas A&M's freshman record for all-purpose yards with 1,789 yards and led the SEC with an average gain of 14.3 yards per touch.

Josh REYNOLDS

Senior • 6-4 • 190 • San Antonio, Texas



- Grabbed 51 catches for 907 yards (17.8/catch) and five touchdowns as a junior in 2015.
- His 17.8 per catch average was tops in the SEC among players with more than 35 catches.
- Set the Texas A&M season record with 13 touchdown catches in 2014.



2016 ALPHABETICAL ROSTER

No.	Name	POS	HT	WT	CL-EXP	Hometown
42	Otaro Alaka	LB	6-3	240	So-1L	Houston, TX
51	Austin Anderson	OL	6-4	280	Fr-HS	Mineola, TX
55	Riley Anderson	OL	6-5	285	Fr-HS	Mineola, TX
67	Drew Beakey	OL	6-3	290	Fr-RS	Houston, TX
29	Jay Bradford	RB	5-11	196	Fr-RS	Splendora, TX
25	Kendall Bussey	RB	5-9	200	Fr-RS	New Orleans, LA
19	DeShawn Capers-Smith	DB	6-0	190	So-1L	New Orleans, LA
22	Clifford Chattman	DB	6-5	180	Fr-HS	New Orleans, LA
43	Kristian Chavis	RB	5-9	225	Fr-RS	Florence, SC
13	Reggie Chevis	DL	6-1	290	Jr-1L	Houston, TX
80	Clyde Chriss	WR	6-0	175	Fr-HS	New Orleans, LA
89	Kalvin Cline	TE	6-4	237	Jr-TR	Ft. Lauderdale, FL
9	Qualen Cunningham	DL	6-3	240	Jr-2L	Chandler, AZ
86	David Darley	DE	6-4	240	Jr-SQ	Westlake Village, CA
1	Quartney Davis	WR	6-2	181	Fr-HS	Houston, TX
50	Tank Davis	OL	6-4	295	So-SQ	Garland, TX
26	Victor Davis	DB	6-0	185	Jr-2L	Rosenberg, TX
74	Kellen Diesch	OL	6-5	275	Fr-HS	Trophy Club, TX
25	Tyrel Dodson	LB	6-2	235	Fr-HS	Franklin, TN
8	Justin Dunning	DB	6-4	225	So-1L	Whitehouse, TX
46	Landis Durham	LB	6-3	240	So-1L	Plano, TX
68	Justin Dworaczyk	OL	6-6	280	Fr-RS	Houston, TX
27	Roney Elam	DB	6-2	180	Fr-RS	Newton, TX
71	Trevor Elbert	OL	6-6	310	Fr-RS	Rockwall, TX
4	Noel Ellis	DB	5-10	185	Jr-2L	New Orleans, LA
72	Jermaine Eluemunor	OL	6-4	320	Sr-1L	Denville, NJ
22	Kwame Etwi	RB	5-9	195	So-1L	Conroe, TX
14	Justin Evans	DB	6-1	195	Sr-1L	Wiggins, MS
7	Keith Ford	RB	5-11	215	Jr-RS	Cypress, TX
45	Austin Frey	DS	6-1	220	So-1L	Tomball, TX
28	Travon Fuller	DB	6-0	170	Fr-HS	Athens, TX
35	Riley Garner	LB	6-3	220	So-1L	College Station, TX
15	Myles Garrett	DL	6-5	262	Jr-2L	Arlington, TX
65	Avery Genesey	OL	6-5	310	Sr-1L	Southaven, MS
31	Claude George	LB	6-2	230	Sr-1L	Lafayette, LA
45	Cullen Gillaspia	LB	6-2	230	So-SQ	Katy, TX
41	Peter Grady	PLK	5-11	220	Jr-SQ	Cedar Park, TX
85	Grant Gustafson	TE	6-4	235	Fr-RS	Fort Worth, TX
10	Daeshon Hall	DL	6-6	260	Sr-3L	Seattle, WA
21	Aaron Hansford	WR	6-2	210	Fr-HS	Washington, D.C.
1	Nick Harvey	DB	5-10	180	Jr-2L	Lancaster, TX
92	Zaycoven Henderson	DL	6-1	300	Jr-2L	Longview, TX
10	Jake Hubenak	QB	6-3	215	Jr-1L	Georgetown, TX
53	Ben Huskinson	DL	6-3	230	Jr-SQ	Houston, TX
15	Frank Iheanacho	WR	6-6	220	So-1L	Houston, TX
13	Jamal Jeffery	WR	5-9	180	Jr-1L	Lufkin, TX
40	Jarrett Johnson	DL	6-3	260	Jr-2L	Katy, TX
81	Jalyn Judkins	TE	6-2	225	Jr-SQ	Angleton, TX
88	Kingsley Keke	DL	6-3	315	So-1L	Richmond, TX
88	Matthew Kirchner	WR	6-2	200	Fr-RS	Plano, TX

No.	Name	POS	HT	WT	CL-EXP	Hometown
3	Christian Kirk	WR	5-11	200	So-1L	Scottsdale, AZ
59	Cameron Knight	DL	6-3	253	So-RS	Shallowater, TX
8	Trevor Knight	QB	6-1	215	Sr-TR	San Antonio, TX
50	Mac Labhart	LB	6-0	225	So-SQ	Dallas, TX
36	Daniel LaCamera	PK/P	6-4	220	So-SQ	Tarpon Springs, FL
70	Connor Lanfear	OL	6-6	320	So-1L	Buda, TX
99	James Lockhart	DL	6-3	260	So-1L	Ennis, TX
62	Chad Loitz	OL	6-1	325	Jr-SQ	Round Rock, TX
5	Daylon Mack	DL	6-1	335	So-1L	Gladewater, TX
52	Justin Madubuike	DL	6-3	245	Fr-HS	McKinney, TX
34	Braden Mann	PLK	5-11	215	Fr-HS	Houston, TX
75	Koda Martin	OL	6-6	300	So-1L	Manvel, TX
77	Ryan McCollum	OL	6-6	270	Fr-HS	Spring, TX
64	Erik McCoy	OL	6-4	310	Fr-RS	Lufkin, TX
14	Conner McQueen	QB	5-10	175	Sr-3L	Klein, TX
7	Richard Moore	LB	6-0	210	So-1L	Cedar Hill, TX
42	Josch Motley	WR	5-11	185	Jr-SQ	College Station, TX
82	Boone Niederhofer	WR	6-0	207	Sr-2L	San Antonio, TX
2	Speedy Noil	WR	5-11	192	Jr-2L	New Orleans, LA
20	Ikenna Okeke	DB	6-3	200	Fr-HS	Smyrna, TN
21	Charles Oliver	DB	6-2	185	Fr-HS	Fairfield, TX
32	Will Paulhill	DB	5-10	200	Sr-SQ	Conroe, TX
47	Samuel Phillips	WR	6-3	204	Fr-RS	Concord, CA
18	Edward Pope	WR	6-4	171	Sr-3L	Carthage, TX
76	Colton Prater	OL	6-4	280	Fr-HS	Bossier City, LA
18	Larry Pryor	DB	6-0	205	Fr-RS	Sulphur Springs, TX
4	Damion Ratley	WR	6-1	190	Jr-1L	Yoakum, TX
11	Josh Reynolds	WR	6-4	190	Sr-2L	San Antonio, TX
30	Moses Reynolds	DB	6-2	180	Fr-HS	San Antonio, TX
40	Christian Robertson	DS	5-11	245	So-1L	Grapevine, TX
84	Kendrick Rogers	WR	6-4	185	Fr-HS	Frankston, TX
86	Tanner Schorp	DL	6-3	245	Jr-1L	San Antonio, TX
9	Ricky Seals-Jones	WR	6-5	240	Jr-2L	Sealy, TX
17	Alex Sezer, Jr.	DB	5-9	180	Sr-3L	Orange, TX (Little)
87	Greer Shetler	TE	6-4	215	Fr-RS	San Antonio, TX
16	Kemah Siverand	WR	6-1	195	Fr-RS	Cypress, TX
17	Nick Starkel	QB	6-3	185	Fr-HS	Argyle, TX
78	Keaton Sutherland	OL	6-5	300	So-1L	Flower Mound, TX
19	Jeremy Tabuyo	WR	5-11	195	Sr-3L	Honolulu, HI
69	Brayden Talbert	OL	6-5	300	Fr-RS	Montgomery, TX
16	Dwaine Thomas	LB	6-2	230	So-1L	Boutte, LA
46	Shane Tripucka	P	6-3	215	Jr-SQ	Allen, TX
98	Hardreck Walker	DL	6-2	290	Sr-3L	Spring, TX
11	Josh Walker	LB	6-1	240	Jr-2L	Gilmer, TX
33	Shaan Washington	LB	6-3	235	Sr-3L	Alexandria, LA
23	Armani Watts	DB	5-11	200	Jr-2L	Forney, TX
20	James White	RB	6-0	215	Jr-2L	Pearland, TX
83	Kyle Whitley	WR	6-2	210	So-SQ	Troy, TX
5	Trayveon Williams	RB	5-9	190	Fr-HS	Houston, TX
24	Priest Willis	DB	6-2	200	Jr-RS	Tempe, AZ
6	Donovan Wilson	DB	6-1	205	Jr-2L	Shreveport, LA

YEAR-BY-YEAR RECORDS

Year	Coach	Conf		Overall	Bowls
		Conf	Finish		
1894	FD. Perkins			1-1	
1895	Did not field a team				
1896	A.M. Soule, H.W. South			2-0-1	
1897	C.W. Taylor			1-2	
1898	H.W. Williams			4-2	
1899	W.A. Murray			4-2	
1900	W.A. Murray			2-2-1	
1901	W.A. Murray			1-4	
1902	J.E. Platt			7-0-2	
1903	J.E. Platt			7-3-1	
1904	J.E. Platt			4-2	
1905	W.E. Bachman			7-2	
1906	W.E. Bachman			6-1	
1907	L.L. Larson			6-1-1	
1908	N.A. Merriam			3-5	
1909	C.B. Moran			7-0-1	
1910	C.B. Moran			8-1	
1911	C.B. Moran			6-1	
1912	C.B. Moran			8-1	
1913	C.B. Moran			3-4-2	
1914	C.B. Moran			6-1-1	

SOUTHWEST CONFERENCE ERA (1915-1995)					
Year	Coach	Conf	Finish	Overall	Bowls
1915	E.H. Harlan	1-1	T-4th	6-2	
1916	E.H. Harlan	2-1	T-3rd	6-3	
1917	D.X. Bible	2-0	1st	8-0	
1918	D.V. Graves	1-1	T-3rd	6-1	
1919	D.X. Bible	4-0	1st	10-0	
1920	D.X. Bible	5-1	3rd	6-1-1	
1921	D.X. Bible	3-0-2	1st	6-1-2	Dixie Classic
1922	D.X. Bible	2-2	T-3rd	5-4	
1923	D.X. Bible	0-3-1	8th	5-3-1	
1924	D.X. Bible	2-2-1	4th	7-2-1	
1925	D.X. Bible	4-1	1st	7-1-1	
1926	D.X. Bible	1-3-1	6th	5-3-1	
1927	D.X. Bible	4-0-1	1st	8-0-1	
1928	D.X. Bible	1-3-1	5th	5-4-1	
1929	Matty Bell	2-3	6th	5-4	
1930	Matty Bell	0-5	7th	2-7	
1931	Matty Bell	3-2	3rd	7-3	
1932	Matty Bell	1-2-2	4th	4-4-2	
1933	Matty Bell	2-2-1	4th	6-3-1	
1934	Homer Norton	1-4-1	6th	2-7-2	
1935	Homer Norton	1-5	7th	3-7	
1936	Homer Norton	3-2-1	T-3rd	8-3-1	
1937	Homer Norton	2-2-2	5th	5-2-2	
1938	Homer Norton	2-3-1	5th	4-4-1	
1939	Homer Norton	6-0	1st	11-0	Sugar
1940	Homer Norton	5-1	T-1st	9-1	Cotton
1941	Homer Norton	5-1	1st	9-2	Cotton
1942	Homer Norton	2-3-1	5th	4-5-1	
1943	Homer Norton	4-1	2nd	7-2-1	Orange
1944	Homer Norton	2-3	T-4th	7-4	
1945	Homer Norton	3-3	T-3rd	6-4	
1946	Homer Norton	3-3	4th	4-6	
1947	Homer Norton	1-4-1	T-5th	3-6-1	
1948	Harry Stiteler	0-5-1	7th	0-9-1	
1949	Harry Stiteler	0-5-1	7th	1-8-1	
1950	Harry Stiteler	3-3	T-3rd	7-4	Presidential Cup
1951	Raymond George	1-3-2	5th	5-3-2	
1952	Raymond George	1-4-1	6th	3-6-1	
1953	Raymond George	1-5	T-6th	4-5-1	
1954	Paul "Bear" Bryant	0-6	7th	1-9	
1955	Paul "Bear" Bryant	4-1-1	2nd	7-2-1	
1956	Paul "Bear" Bryant	6-0	1st	9-0-1	
1957	Paul "Bear" Bryant	4-2	3rd	8-3	Gator
1958	Jim Myers	2-4	T-5th	4-6	
1959	Jim Myers	0-6	7th	3-7	
1960	Jim Myers	0-4-3	7th	1-6-3	
1961	Jim Myers	3-4	4th	4-5-1	
1962	Hank Foldberg	3-4	T-4th	3-7	
1963	Hank Foldberg	1-5-1	8th	2-7-1	
1964	Hank Foldberg	1-6	7th	1-9	
1965	Gene Stallings	1-6	T-7th	3-7	
1966	Gene Stallings	4-3	4th	4-5-1	
1967	Gene Stallings	6-1	1st	7-4	Cotton
1968	Gene Stallings	2-5	T-6th	3-7	
1969	Gene Stallings	2-5	T-6th	3-7	
1970	Gene Stallings	0-7	8th	2-9	
1971	Gene Stallings	4-3	4th	5-6	
1972	Emory Bellard	2-5	T-7th	3-8	
1973	Emory Bellard	3-4	6th	5-6	
1974	Emory Bellard	5-2	T-2nd	8-3	
1975	Emory Bellard	6-1	T-1st	10-2	Liberty
1976	Emory Bellard	6-2	3rd	10-2	Sun

Year	Coach	Conf		Overall	Bowls
		Conf	Finish		
1977	Emory Bellard	6-2	3rd	8-4	Bluebonnet
1978	Emory Bellard, Tom Wilson	4-4	5th	8-4	Hall of Fame
1979	Tom Wilson	4-4	5th	6-5	
1980	Tom Wilson	3-5	6th	4-7	
1981	Tom Wilson	4-4	5th	7-5	Independence
1982	Jackie Sherrill	3-5	T-6th	5-6	
1983	Jackie Sherrill	4-3-1	T-3rd	5-5-1	
1984	Jackie Sherrill	3-5	7th	6-5	
1985	Jackie Sherrill	7-1	1st	10-2	Cotton
1986	Jackie Sherrill	7-1	1st	9-3	Cotton
1987	Jackie Sherrill	6-1	1st	10-2	Cotton
1988	Jackie Sherrill	6-1	2nd	7-5	
1989	R.C. Slocum	6-2	T-2nd	8-4	Hancock
1990	R.C. Slocum	5-2-1	T-2nd	9-3-1	Holiday
1991	R.C. Slocum	8-0	1st	10-2	Cotton
1992	R.C. Slocum	7-0	1st	12-1	Cotton
1993	R.C. Slocum	7-0	1st	10-2	Cotton
1994	R.C. Slocum	6-0-1	ineligible	10-0-1	
1995	R.C. Slocum	5-2	T-2nd	9-3	Alamo

BIG 12 CONFERENCE ERA (1996-2011)					
Year	Coach	Conf	Finish	Overall	Bowls
1996	R.C. Slocum	4-4	3rd (s)	6-6	
1997	R.C. Slocum	6-2	1st (s)	9-4	Cotton
1998	R.C. Slocum	7-1	1st	11-3	Sugar
1999	R.C. Slocum	5-3	T-2nd (s)	8-4	Alamo
2000	R.C. Slocum	5-3	3rd (s)	7-5	Independence
2001	R.C. Slocum	4-4	T-3rd (s)	8-4	Galleryfurniture.com
2002	R.C. Slocum	3-5	5th (s)	6-6	
2003	Dennis Franchione	2-6	5th (s)	4-8	
2004	Dennis Franchione	5-3	3rd (s)	7-5	Cotton
2005	Dennis Franchione	3-5	4th (s)	5-6	
2006	Dennis Franchione	5-3	3rd (s)	9-4	Holiday
2007	Dennis Franchione	4-4	T-4th (s)	7-6	Alamo
2008	Mike Sherman	2-6	T-5th (s)	4-8	
2009	Mike Sherman	3-5	5th (s)	6-7	Independence
2010	Mike Sherman	6-2	T-1st (s)	9-4	Cotton
2011	Mike Sherman	4-5	T-6th	7-6	Texas

SOUTHEASTERN CONFERENCE ERA (2012-Present)					
Year	Coach	Conf	Finish	Overall	Bowls
2012	Kevin Sumlin	6-2	T2-W	11-2	Cotton
2013	Kevin Sumlin	4-4	4-W	9-4	Chick-fil-A
2014	Kevin Sumlin	3-5	6-W	8-5	Liberty
2015	Kevin Sumlin	4-4	T5th W	8-5	Music City

BOWL RESULTS (17-20)

Bowl	Opponent	Result	Date
Dixie Classic	Centre College	W 22-14	1-2-22
Sugar	Tulane	W 14-13	1-1-40
Cotton	Fordham	W 13-12	1-1-41
Cotton	Alabama	L 29-21	1-1-42
Orange	LSU	L 19-14	1-1-44
Presidential Cup	Georgia	W 40-20	12-8-50
Gator	Tennessee	L 3-0	12-27-57
Cotton	Alabama	W 20-16	1-1-68
Liberty	USC	L 20-0	12-22-75
Sun	Florida	W 37-14	1-2-77
Bluebonnet	USC	L 47-28	12-31-77
Hall of Fame	Iowa State	W 28-12	12-20-78
Independence	Oklahoma State	W 33-16	12-12-81
Cotton	Auburn	W 36-16	1-1-86
Cotton	Ohio State	L 28-12	1-1-87
Cotton	Notre Dame	W 35-10	1-1-88
Sun	Pittsburgh	L 31-28	12-30-89
Holiday	BYU	W 65-14	12-29-90
Cotton	Florida State	L 10-2	1-1-92
Cotton	Notre Dame	L 28-3	1-1-93
Cotton	Notre Dame	L 24-21	1-1-94
Alamo	Michigan	W 22-20	12-29-95
Cotton	UCLA	L 29-23	1-1-98
Sugar	Ohio State	L 24-14	1-1-99
Alamo	Penn State	L 24-0	12-28-99
Independence	Mississippi State	L 43-41 (OT)	12-31-00
Houston	TCU	W 28-9	12-28-01
Cotton	Tennessee	L 38-7	1-1-05
Holiday	California	L 45-10	12-28-06
Alamo	Penn State	L 24-17	12-29-07
Independence	Georgia	L 44-20	12-28-09
Cotton	LSU	L 41-24	1-7-11
Texas	Northwestern	W 33-22	12-31-11
Cotton	Oklahoma	W 41-13	1-4-13
Chick-fil-A	Duke	W 52-48	12-31-13
Liberty	West Virginia	W 45-37	12-29-14
Music City	Louisville	L 27-21	12-30-15



VANDERBILT

ALABAMA • ARKANSAS • AUBURN • FLORIDA • GEORGIA • KENTUCKY • LSU • OLE MISS

2016 SCHEDULE

Sept. 1	SOUTH CAROLINA* (7:00 CT – ESPN)	SC leads 4-21
Sept. 10	MIDDLE TENNESSEE (3:30 CT – CBS)	VU leads 13-3
Sept. 17	at Georgia Tech (11:30 am CT – ACC)	GT leads 15-18-1
Sept. 24	at Western Kentucky	VU leads 3-1
Oct. 1	FLORIDA*	FL leads 10-36-2
Oct. 8	at Kentucky*	Tied 42-42-4
Oct. 15	at Georgia*	GA leads 19-55-2
Oct. 22	TENNESSEE STATE	VU leads 1-0
Nov. 5	at Auburn*	VU leads 21-20-1
Nov. 12	at Missouri*	VU leads 4-3-1
Nov. 19	OLE MISS*	UM leads 39-50-2
Nov. 26	TENNESSEE*	UT leads 30-75-5

*SEC Game

Vanderbilt University Commodores Quick Facts

LOCATION: Nashville, Tennessee

FOUNDED: 1873

ENROLLMENT: 6,882

NICKNAME: Commodores

COLORS: Black and Gold (PMS 873)

STADIUM: Dudley Field/Vanderbilt Stadium (40,350)

PLAYING SURFACE: Synthetic (Shaw Sportexe)

FIRST GAME: Sept. 12, 1981 – Vanderbilt 23, Maryland 17

HOME RECORD: 75-119-1 (.387)

HOME ATTENDANCE: 192,802 (32,134 avg./79.7% Capacity)

ALL-TIME RECORD: 588-600-50 (.495/1,238 games)

2015 RECORD: 4-5 (3-4 H, 1-4 A)
2-4 vs. Eastern Division

2015 SEC RECORD/FINISH:
2-6/T-4th SEC East

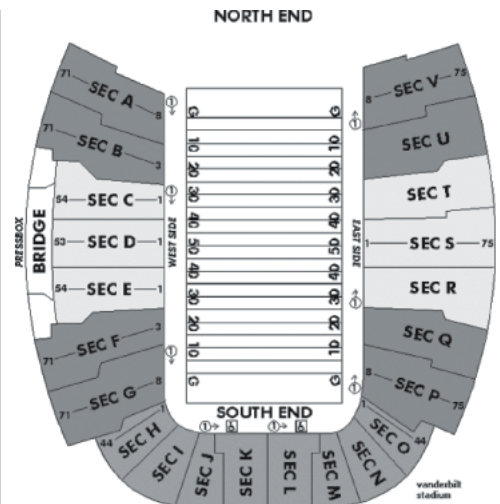
SEC CHAMPIONSHIPS: 0

BOWL: N/A

BOWL APPEARANCES: 7

BOWL RECORD: 4-2-1 (.643)

LAST BOWL APPEARANCE: BBVA
Compass Bowl, Birmingham, Ala.
(defeated Houston, 41-24, Jan. 4, 2014)



NICK ZEPOS
Chancellor
(Wisconsin, '76)



DR. SUSAN WENTE
Faculty Representative
(University of Iowa, '84)



DAVID WILLIAMS II
Athletics Director
(Northern Michigan, '69)



DEREK MASON
Head Football Coach
(Northern Arizona, 1993)



DEREK MASON



HOMETOWN: Phoenix, Ariz.

ALMA MATER: Northern Arizona, 1993

PLAYING CAREER: Northern Arizona, 1989-92

COACHING EXPERIENCE: Positions since 2004 include: 2013 Stanford University (Willie Shaw Director of Defense); 2011-12 Stanford (associate head coach/defensive coordinator); 2010 Stanford (defensive backs); 2007-09 Minnesota Vikings (assistant defensive backs coach); 2005-06 Ohio University (wide receivers); 2004 New Mexico State (wide receivers).

COACHING ACHIEVEMENTS: Introduced Jan. 17, 2014 as the 28th head coach in Vanderbilt history. Notched first career victory as head coach in dramatic style with 34-31 win over UMass on Sept. 13, 2014. Registered first SEC win Oct. 24, 2015 vs. Missouri. In 2012, Mason was named as a finalist for the Broyles Award, given annually to the nation's top assistant coach. Hired to Stanford by head coach Jim Harbaugh, Mason helped the Cardinal to unprecedented success, including four straight BCS bowl games, consecutive Pac-12 league titles and back-to-back appearances in the Rose Bowl. Stanford goes 23-4 overall in Mason's first two years as coordinator, wins 2012 Pac-12 title, captures 2012 Rose Bowl over Wisconsin, and plays in the 2011 BCS Fiesta Bowl. Mason's Stanford defenses annually ranked among the NCAA's top units in numerous categories. In back-to-back wins in 2012-13, Mason directed a Stanford defense that stymied the powerful University of Oregon spread attack. Worked as an offensive assistant at Ohio University under Head Coach Frank Solich in 2005-06.

BORN: Sept. 29, 1969

WIFE: LeighAnne

CHILDREN: Two daughters, Makenzie and Sydney

YEAR-BY-YEAR

Year	School	Conf.	Pct.	All	Pct.	Bowl
2014	Vanderbilt	0-8	.000	3-9	.250	
2015	Vanderbilt	2-6	.250	4-8	.333	
TOTALS		2-14	.125	7-17	.292	2 Years

ASSISTANT COACHES

- ANDY LUDWIG** (Portland State, 1987) Offensive Coordinator/TEs – 2nd Year
- OSIA LEWIS** (Oregon State, 1986) Senior Defensive Assistant/OLBs – 1st Year
- JEFF GENYK** (Bowling Green, 1982) Special Teams Coord./RBs – 1st Year
- C.J. AH YOU** (Oklahoma, 2006) Defensive Line – 1st Year
- GERRY GDOWSKI** (Nebraska, 1990) QBs – 3rd Year
- CORTEZ HANKTON** (Texas Southern, 2003) Wide Receivers – 2nd Year
- MARC MATTIOLI** (Rhodes College, 1999) Safeties – 1st Year
- CHRIS MARVE** (Vanderbilt, 2011) ILBs – 1st Year
- CAMERON NORCROSS** (Nevada, 2000) Offensive Line – 1st Year

SUPPORT STAFF

- JAMES DOBSON** (Wisconsin, 1996) Head Strength Coach
- TYLER CLARKE** (Iowa, 2005) Assistant Director, Strength Staff
- BEN SCHUMACHER** (Concordia Univ., 2008) Assistant Coach, Strength Staff



VANDERBILT

ALABAMA • ARKANSAS • AUBURN • FLORIDA • GEORGIA • KENTUCKY • LSU • OLE MISS

RETURNING OFFENSIVE STARTERS

No.	Name	POS	CLASS	HT	WT	EXP	Hometown/Last School
14	Kyle Shurmur	QB	So.	6-4	225	1L	Philadelphia, Pa./LaSalle College Prep
7	Ralph Webb	RB	Jr.	5-10	205	2L	Gainesville, Fla./Gainesville HS
6	Darrius Sims	WR	Sr.	5-10	188	3L	Memphis, Tenn./Whitehaven HSI
10	Trent Sherfield	WR	Jr.	6-0	195	2L	Danville, Ill./Danville HS
9	Caleb Scott	WR	Jr.	6-1	190	2L	Suwanee, Ga./North Gwinnett HS
56	Barrett Gouger	OL	Sr.	6-5	305	3L	Soddy Daisy, Tenn./Baylor HS
75	Bailey Granier	OL	R-So.	6-6	310	1L	Galliano, La./South Lafourche HS
74	Will Holden	OL	Sr.	6-6	310	3L	Green Cove Springs, Fla./Clay HS

RETURNING DEFENSIVE STARTERS

No.	Name	POS	CLASS	HT	WT	EXP	Hometown/Last School
69	Adam Butler	DL	R-Jr.	6-5	305	3L	Duncanville, Texas/Duncanville HS
77	Nifae Lealao	DL	Sr.	6-4	270	2L	Sacramento, Calif./Capital Christian HS
41	Zach Cunningham	ILB	Jr.	6-4	238	2L	Pinson, Ala./Pinson Valley HS
99	Landon Stokes	OLB	Jr.	6-4	250	2L	Orlando, Fla./Lake Highland Prep
5	Torren McGaster	CB	Sr.	6-0	195	3L	Daphne, Ala./Daphne HS
2	Arnold Tarpley	Saf	Jr.	5-10	190	2L	Pittsburgh, Pa./Central Catholic HS
20	Oren Burks	Saf	R-Jr.	6-3	208	2L	Fairfax Station, Va./South Co. HS
31	Tre Herndon	CB	Jr.	6-1	188	2L	Chattanooga, Tenn./East Hamilton HS

STARTERS LOST

Name	POS	CLASS	HT	WT
Steven Scheu	TE	Sr.	6-5	245
Spencer Pulley	OL	Sr.	6-4	300
Jake Bernstein	OL	Sr.	6-4	305
Caleb Azubike	DE	Sr.	6-4	260
Stephen Weatherly	OLB	Sr.	6-5	250
Darreon Herring	ILB	Sr.	6-1	230
Andrew Williamson	Saf	Sr.	6-1	205

RETURNING STATISTICAL LEADERS

RUSHING:								
	G	ATT	NET	AVG	TD	LONG	AVG/G	
Ralph Webb	12	277	1152	4.2	5	74	96.0	
Darrius Sims	12	42	250	5.8	1	41	20.8	
Dallas Rivers	12	60	183	3.0	1	16	15.2	
PASSING:								
	G	EFFIC	COMP-ATT-INT	PCT	YARDS	TD	AVG./G	
Kyle Shurmur	5	93.9	44-103-3	42.7	503	5	100.6	
Wade Freebeck	1	36.4	2-6-1	33.3	26	0	26.0	
RECEIVING:								
	G	REC	YARDS	AVG	TD	LONG	AVG/G	
Trent Sherfield	12	51	659	12.9	3	44	54.9	
Caleb Scott	12	24	39	14.1	2	37	28.2	
Ralph Webb	12	24	188	7.8	2	18	15.7	
Latevius Rayford	11	19	151	7.9	1	20	13.7	
DEFENSE:								
	G	UA-A-TT	TFL/YDS	SACKS	INT	PBU	FF/FR	QH
Zach Cunningham	12	69-34-103	16.5-56	4.5-32	0-0	3	4/4	0
Oren Burks	12	35-24-59	2.0-5	0.0-0	3-31	6	1/1	0
Torren McGaster	12	41-10-51	4.5-8	0.0-0	0-0	13	0/1	0
Tre Herndon	12	35-12-47	1.0-6	0.0-0	0-0	4	0.0	0
Ryan White	12	18-8-26	3.0-10	0.0-0	1-0	1	1/1	0

2015 RESULTS

4-8 Overall • 2-6 SEC

Home: 3-4 Away: 1-5 Neutral: 0-0 vs. Division: 2-4 vs. Top 25: 0-4

Sept. 3	WESTERN KENTUCKY	30,307	L, 12-14
Sept. 12	GEORGIA* (10/9)	37,185	L, 14-31
Sept. 19	AUSTIN PEAY	31,399	W, 47-7
Sept. 26	at Ole Miss* (3/5)	60,654	L, 16-27
Oct. 3	at Middle Tennessee	25,411	W, 17-13
Oct. 17	at South Carolina*	75,159	L, 10-19
Oct. 24	MISSOURI*	31,128	W, 10-3
Oct. 31	at Houston (18/19)	29,565	L, 0-34
Nov. 7	at Florida* (11/12)	90,061	L, 7-9
Nov. 14	KENTUCKY*	30,301	W, 21-17
Nov. 21	TEXAS A&M* (rv/rv)	32,482	L, 0-25
Nov. 28	at Tennessee* (rv/--)	98,327	L, 28-53

[AP/Coaches] - Denotes team ranking at the time of the game;
[AP/Coaches] - Denotes opponent ranking at the time of the game

VANDERBILT Team Information

BASIC OFFENSE: Multi-Set

BASIC DEFENSE: 3-4

LETTERMEN RETURNING: 56

OFFENSE: 23

DEFENSE: 28

SPECIALTY: 5

LETTERMEN LOST: 19

OFFENSE: 9

DEFENSE: 9

SPECIALTY: 1

STARTERS RETURNING: 18

OFFENSE: 8

DEFENSE: 8

SPECIALTY: 2

STARTERS LOST: 6

OFFENSE: 3

DEFENSE: 3

SPECIALTY: 0

NOTE: Specialists include punter and placekicker only.



ALL-STAR CANDIDATES

Zach **CUNNINGHAM**

R-Jr. • ILB • 6-4 • 238 • Pinson, Ala.



- Earned unanimous First Team All-SEC honors in 2015. Earned All-America recognition from Phil Steele.
- In 2015, ranked among SEC leaders with 103 tackles, four forced fumbles and three fumble recoveries
- Cunningham's 16.5 tackles for loss in 2015 ranked 3rd in SEC.
- Averaged 10.5 tackles against SEC competition in 2015.
- Named to numerous preseason 2016 All-America and All-Southeastern Conference teams

Ralph **WEBB**

R-Jr. • RB • 5-10 • 205 • Gainesville, Fla.



- Webb established new Vanderbilt sophomore team records with 1,152 rushing yards and 277 rush attempts.
- Webb's '15 rushing total is the 4th highest total among SEC returning RBs.
- Webb's 2,059 career rushing yards ranks No. 4 among active SEC backs, and team's No. 8 all-time total.
- Named to several 2016 preseason All-Southeastern Conference teams.

Torren **MCGASTER**

Sr. • CB • 6-1 • 195 • Daphne, Ala.



- A two-year starter, McGaster registered 41 solo tackles in 2015.
- McGaster's 13 passes defended ranked fourth in the Southeastern Conference in 2015.
- For his career, McGaster has 97 solo stops, 132 total tackles, two interceptions and 17 passes defended in his career.
- McGaster has been named to 2016 preseason All-Southeastern Conference team by Athlon Sports

Trent **SHERFIELD**

Jr. • WR • 6-1 • 195 • Danville, Ill.



- Sherfield enjoyed a breakout season in 2015, registering team highs in receptions (51), receiving yards (659) and touchdown catches (3) as first-year starter.
- Sherfield established new team record by registering 240 receiving yards (on 16 catches) vs. Austin Peay.
- In 2015, ranked T-10th among SEC receivers in catches and 17th in receiving yardage.



VANDERBILT

ALABAMA • ARKANSAS • AUBURN • FLORIDA • GEORGIA • KENTUCKY • LSU • OLE MISS

2016 ALPHABETICAL ROSTER

No	Name	POS	HT	WT	YR	CL	Hometown
94	Torey Agee	DL	6-4	282	Sr.	3L	Opelika, Ala.
88	Kyle Anderton	TE	6-4	255	So.	1L	Hendersonville, Tenn.
53	Sean Auwae-McMoore	OL	6-5	305	Fr.	HS	Kapolei, Hi.
24	Jalen Banks	RB	5-11	195	R-Jr.	2L	Markham, Ill.
91	Drew Birchmeier	DL	6-4	280	Fr.	HS	Midlothian, Va.
23	Khari Blasingame	RB	6-1	228	R-So.	1L	New Market, Ala.
52	Nigel Bowden	ILB	6-1	240	R-Jr.	2L	Macon, Ga.
20	Oren Burks	OLB	6-3	215	R-Jr.	2L	Fairfax Station, Va.
69	Adam Butler	DL	6-4	300	Sr.	3L	Duncanville, Texas
77	Devin Cochran	OL	6-7	310	Fr.	HS	Norcross, Ga.
82	Turner Cockrell	TE	6-5	215	Fr.	HS	Acworth, Ga.
35	Frank Coppet	CB	5-11	180	Fr.	HS	Ft. Lauderdale, Fla.
22	Josh Crawford	RB	5-10	200	So.	1L	Wetumpka, Ala.
64	Delando Crooks	OL	6-5	315	R-Jr.	2L	Atlanta, Ga.
41	Zach Cunningham	ILB	6-4	238	R-Jr.	2L	Pinson, Ala.
70	Darion DeBrossard	DL	6-4	340	R-Fr.	RS	Snellville, Ga.
76	Egidio DellaRipa	OL	6-4	300	Jr.	SQ	Castaic, Calif.
84	Sam Dobbs	TE	6-4	220	So.	1L	Douglasville, Ga.
18	Chandler Dorrell	WR	5-11	185	Sr.	2L	Nashville, Tenn.
89	Sean Dowling	TE	6-5	270	Sr.	2L	Fallbrook, Calif.
19	C.J. Duncan	WR	5-11	200	R-So.	1L	Montgomery, Ala.
36	Trey Ellis	WR	5-9	168	Jr.	2L	Charlotte, N.C.
3	Taurean Ferguson	CB	5-9	185	Jr.	2L	Jonesboro, Ga.
12	Wade Freebeck	QB	6-5	226	Jr.	2L	Davie, Fla.
27	Jaire George	RB	6-1	218	R-Fr.	RS	Hyattville, Md.
56	Barrett Gouger	OL	6-4	308	Sr.	3L	Soddy Daisy, Tenn.
75	Bailey Granier	OL	6-6	315	So.	1L	Galliano, La.
43	Jordan Griffin	ILB	6-1	215	So.	1L	Tampa, Fla.
87	Winston Guillory	WR	5-11	185	So.	SQ	Dallas, Texas
15	Elijah Hamilton	CB	6-2	190	Fr.	HS	Roswell, Ga.
60	Cole Hardin	OL	6-4	300	R-So.	1L	Florence, Ala.
42	Kenny Hebert	OLB	6-4	220	Fr.	HS	New Orleans, La.
31	Tre Herndon	CB	6-1	185	Jr.	2L	Chattanooga, Tenn.
74	Will Holden	OL	6-6	312	Sr.	3L	Green Cove Springs, Fla.
33	Jay Hockaday	ILB	6-3	215	So.	1L	Nashville, Tenn.
56	Bradyn Jasper	ILB	6-1	238	Jr.	SQ	Washington, Mo.
50	Andrew Jelks	OL	6-6	307	Sr.	2L	Paris, Tenn.
37	Wilson Johnson	SN	6-0	210	Sr.	1L	Nashville, Tenn.
12	Zaire Jones	SAF	6-0	190	Fr.	HS	Meridian, Miss.
65	Braden Kopp	OL	6-5	290	Fr.	HS	Houston, Texas
77	Nifae Lealao	DL	6-5	315	Jr.	2L	Sacramento, Calif.
93	Hayden Lekacz	PK	6-0	195	Jr.	2L	Glen Ellyn, Ill.
30	Bryce Lewis	CB	6-0	182	R-So.	1L	Lilburn, Ga.
16	Kalija Lipscomb	WR	6-1	185	Fr.	HS	New Orleans, La.
19	Sam Loy	P	6-1	185	Fr.	HS	San Clemente, Calif.
83	Nathan Marcus	TE	6-5	240	Jr.	2L	Glen Ellyn, Ill.

No	Name	POS	HT	WT	YR	CL	Hometown
54	Kade Mayle	DL	6-3	275	Jr.	SQ	McConnelsville, Ohio
5	Torren McGaster	CB	6-0	195	Sr.	3L	Daphne, Ala.
48	Andre Mintze	OLB	6-3	230	Fr.	HS	Philadelphia, Pa.
44	Nehemiah Mitchell	DL	6-4	262	Sr.	1L	Hayward, Calif.
97	Reid Nelson	P	6-2	215	Jr.	SQ	Hueytown, Ala.
34	Dare Odeyingbo	DE	6-2	252	So.	1L	Irving, Texas
17	Tommy Openshaw	PK/P	6-2	185	Jr.	2L	Jacksonville, Fla.
29	Austin Quillen	SAF	5-11	190	Fr.	HS	Jenks, Okla.
9	Caleb Peart	OLB	6-1	230	R-Fr.	RS	Gilbert, Ariz.
57	Ean Pfeifer	OL	6-4	285	R-Fr.	RS	Bentonville, Ark.
80	Jared Pinkney	TE	6-4	240	R-Fr.	RS	Norcross, Ga.
86	Latevius Rayford	WR	6-1	198	Sr.	3L	Memphis, Tenn.
61	Bruno Reagan	OL	6-3	315	R-So.	1L	Clarksville, Tenn.
26	Andrew Rector	SAF	6-0	205	So.	1L	Nashville, Tenn.
28	Dallas Rivers	RB	6-1	224	Jr.	2L	Stone Mtn., Ga.
57	Josiah Sa'o	DL	6-2	290	Fr.	HS	San Diego, Calif.
48	Jacob Schultz	SN	6-4	235	Sr.	1L	Murfreesboro, Tenn.
9	Caleb Scott	WR	6-1	195	Jr.	2L	Suwanee, Ga.
21	Donovan Sheffield	CB	5-11	195	So.	1L	Nashville, Tenn.
10	Trent Sherfield	WR	6-1	200	Jr.	2L	Danville, Ill.
14	Kyle Shurmur	QB	6-4	226	So.	HS	Philadelphia, Pa.
6	Darrius Sims	WR	5-9	188	Sr.	3L	Memphis, Tenn.
58	Justin Skule	OL	6-6	305	So.	1L	Clifton, Va.
7	Emmanuel Smith	SAF	6-2	218	Jr.	2L	Murfreesboro, Tenn.
25	Josh Smith	OLB	6-3	236	So.	1L	Murfreesboro, Tenn.
71	Jared Southers	OL	6-4	315	R-Fr.	RS	South Orange, N.J.
3	Shawn Stankavage	QB	6-2	196	R-So.	RS	Durham, N.C.
99	Landon Stokes	OLB	6-4	240	R-Jr.	2L	Orlando, Fla.
2	Arnold Tarpley	SAF	6-1	202	Jr.	2L	Pittsburgh, Pa.
4	Donaven Tennyson	WR	5-10	170	Fr.	HS	Richmond, Va.
40	Ja'kari Thomas	ILB	6-1	230	Sr.	3L	Tallahassee, Fla.
90	Cameron Tidd	DL	6-3	270	Fr.	HS	Greenwood, Ind.
95	Riley Tindol	DL	6-5	262	Jr.	SQ	Billingsley, Ala.
32	Jamauri Wakefield	RB	6-1	215	Fr.	HS	Jacksonville, Fla.
2	Deuce Wallace	QB	6-2	210	Fr.	HS	Sevierville, Tenn.
4	John Webb	QB	6-0	200	So.	SQ	Dallas, Texas
7	Ralph Webb	RB	5-10	205	Jr.	2L	Gainesville, Fla.
14	Ryan White	SAF	5-10	190	Jr.	2L	Louisville, Ky.
13	LaDarius Wiley	CB	6-1	205	R-So.	1L	Los Angeles, Calif.
17	Joejuan Williams	CB	6-3	200	Fr.	HS	Nashville, Tenn.
46	Reese Wilson	WR	5-10	170	So.	HS	Rockwall, Texas
51	Davis Winkie	SN	6-4	248	Jr.	SQ	Cumming, Ga.
11	Jackson Winrow	WR	6-1	180	Fr.	HS	Shawnee, Okla.
85	DeAndre Woods	TE	6-3	238	Jr.	2L	Clay, Ala.
74	Jay Woods	DL	6-3	280	R-Jr.	2L	Jackson, Ga.
11	Charles Wright	OLB	6-3	236	R-So.	1L	Irvine, Calif.
49	Jonathan Wynn	DE	6-4	250	R-Jr.	2L	Stone Mtn., Ga.



YEAR-BY-YEAR RECORDS

Year	Coach	SEC		Overall	Bowls
		SEC	Finish		
1890	Elliott H. Jones			1-0	
1891	Elliott H. Jones			3-1	
1892	Elliott H. Jones			4-4	
1893	W.J. Keller			6-1	
1894	Henry Thornton			7-1	
1895	C.L. Upton			5-3-1	
1896	R.G. Acton			3-2-2	
1897	R.G. Acton			6-0-1	
1898	R.G. Acton			1-5	
1899	J.L. Crane			7-2	
1900	J.L. Crane			4-4-1	
1901	W.H. Watkins			6-1-1	
1902	W.H. Watkins			8-1	
1903	J.H. Henry			6-1-1	
1904	Dan McGugin			9-0	
1905	Dan McGugin			7-1	
1906	Dan McGugin			8-1	
1907	Dan McGugin			5-1-1	
1908	Dan McGugin			7-2-1	
1909	Dan McGugin			7-3	
1910	Dan McGugin			8-0-1	
1911	Dan McGugin			8-1	
1912	Dan McGugin			8-1-1	
1913	Dan McGugin			5-3	
1914	Dan McGugin			2-6	
1915	Dan McGugin			9-1	
1916	Dan McGugin			7-1-1	
1917	Dan McGugin			5-3	
1918	Ray Morrison (acting)			4-2	
1919	Dan McGugin			5-1-2	
1920	Dan McGugin			5-3-1	
1921	Dan McGugin			7-0-1	
1922	Dan McGugin			8-0-1	
1923	Dan McGugin			5-2-1	
1924	Dan McGugin			6-3-1	
1925	Dan McGugin			6-3	
1926	Dan McGugin			8-1	
1927	Dan McGugin			8-1-2	
1928	Dan McGugin			8-2	
1929	Dan McGugin			7-2	
1930	Dan McGugin			8-2	
1931	Dan McGugin			5-4	
1932	Dan McGugin			6-1-2	
1933	Dan McGugin	2-2-2	6t	4-3-3	-
1934	Dan McGugin	4-3	6	6-3	-
1935	Ray Morrison	5-1	2	7-3	-
1936	Ray Morrison	1-3-1	9	3-5-1	-
1937	Ray Morrison	4-2	4	7-2	-
1938	Ray Morrison	4-3	6	6-3	-
1939	Ray Morrison	1-6	11	2-7-1	-
1940	Red Sanders	1-5-1	11	3-6-1	-
1941	Red Sanders	3-2	6	8-2	-
1942	Red Sanders	2-4	8	6-4	-
1943	Herc Alley	0-0	-	5-0	-
1944	Doby Bartling	0-0	-	3-0-1	-
1945	Doby Bartling	2-4	9	3-6	-
1946	Red Sanders	3-4	7	5-4	-
1947	Red Sanders	3-3	4t	6-4	-
1948	Red Sanders	4-2-1	4	8-2-1	-
1949	Bill Edwards	4-4	7	5-5	-
1950	Bill Edwards	3-4	7t	7-4	-
1951	Bill Edwards	3-5	7	6-5	-
1952	Bill Edwards	1-4-1	11	3-5-2	-
1953	Art Guepe	1-5	10t	3-7	-
1954	Art Guepe	1-5	11t	2-7	-
1955	Art Guepe	4-3	5	8-3	Gator
1956	Art Guepe	2-5	8t	5-5	-
1957	Art Guepe	3-3-1	6t	5-3-2	-
1958	Art Guepe	2-1-3	4	5-2-3	-
1959	Art Guepe	3-2-2	5t	5-3-2	-

Year	Coach	SEC		Overall	Bowls
		SEC	Finish		
1960	Art Guepe	0-7	12	3-7	-
1961	Art Guepe	1-6	12	2-8	-
1962	Art Guepe	1-6	11	1-9	-
1963	Jack Green	0-5-2	10	1-7-2	-
1964	Jack Green	1-4-1	9	3-6-1	-
1965	Jack Green	1-5	9t	2-7-1	-
1966	Jack Green	0-6	9t	1-9	-
1967	Bill Pace	0-6	9t	2-7-1	-
1968	Bill Pace	2-3-1	8	5-4-1	-
1969	Bill Pace	2-3	7	4-6	-
1970	Bill Pace	1-5	9	4-7	-
1971	Bill Pace	1-5	7	4-6	-
1972	Bill Pace	0-6	10	3-8	-
1973	Steve Sloan	1-5	10	5-6	-
1974	Steve Sloan	2-3-1	7t	7-3-2	Peach
1975	Fred Pancoast	2-4	6t	7-4	-
1976	Fred Pancoast	0-6	9t	2-9	-
1977	Fred Pancoast	0-6	9t	2-9	-
1978	Fred Pancoast	0-6	10	2-9	-
1979	George MacIntyre	0-6	9t	1-10	-
1980	George MacIntyre	0-6	9t	2-9	-
1981	George MacIntyre	1-5	10	4-7	-
1982	George MacIntyre	4-2	3t	8-4	Hall of Fame
1983	George MacIntyre	0-6	9t	2-9	-
1984	George MacIntyre	2-4	7t	5-6	-
1985	George MacIntyre	1-4-1	7	3-7-1	-
1986	Watson Brown	0-6	10	1-10	-
1987	Watson Brown	1-5	7t	4-7	-
1988	Watson Brown	2-5	8t	3-8	-
1989	Watson Brown	0-7	10	1-10	-
1990	Watson Brown	1-6	8t	1-10	-
1991	Gerry DiNardo	3-4	6t	5-6	-
1992	Gerry DiNardo	2-6	T5-E	4-7	-
1993	Gerry DiNardo	#2-6	6-E	#5-6	-
1994	Gerry DiNardo	2-6	5-E	5-6	-
1995	Rod Dowhower	1-7	6-E	2-9	-
1996	Rod Dowhower	0-8	6-E	2-9	-
1997	Woody Widenhofer	0-8	6-E	3-8	-
1998	Woody Widenhofer	1-7	5-E	2-9	-
1999	Woody Widenhofer	2-6	5-E	5-6	-
2000	Woody Widenhofer	1-7	5-E	3-8	-
2001	Woody Widenhofer	0-8	6-E	2-9	-
2002	Bobby Johnson	0-8	6-E	2-10	-
2003	Bobby Johnson	1-7	T5-E	2-10	-
2004	Bobby Johnson	1-7	T5-E	2-9	-
2005	Bobby Johnson	3-5	T4-E	5-6	-
2006	Bobby Johnson	1-7	6-E	4-8	-
2007	Bobby Johnson	2-6	6-E	5-7	-
2008	Bobby Johnson	4-4	T3-E	7-6	Music City
2009	Bobby Johnson	0-8	6-E	2-10	-
2010	Robbie Caldwell	1-7	6-E	2-10	-
2011	James Franklin	2-6	T4-E	6-7	Liberty
2012	James Franklin	5-3	4-E	9-4	Music City
2013	James Franklin	4-4	4-E	9-4	Compass
2014	Derek Mason	0-8	7-E	3-9	-
2015	Derek Mason	2-6	4-E	4-8	-

Includes game forfeited to Vanderbilt

BOWL RESULTS (4-2-1)

Bowl	Opponent	Result	Date
Gator	Auburn	W 25-13	12-31-55
Peach	Texas Tech	T 6-6	12-28-74
Hall of Fame	Air Force	L 28-36	12-31-82
Music City	Boston College	W 16-14	12-31-08
Liberty	Cincinnati	L 24-31	12-31-11
Music City	N.C. State	W 38-24	12-31-12
Compass	Houston	W 41-24	1-4-14



2015 IN REVIEW

ALABAMA • ARKANSAS • AUBURN • FLORIDA • GEORGIA • KENTUCKY • LSU • OLE MISS

2015 FINAL SEC STANDINGS

EASTERN DIVISION

	SEC	Pct.	PF	PA	Overall	Pct.	PF	PA	Home	Away	Neutral	vs. Div.	Top 10	Top 25	Streak
%Florida	7-1	.875	189	108	10-4	.714	325	256	6-1	3-1	1-2	6-0	1-2	2-4	L3
Tennessee	5-3	.625	250	183	9-4	.692	457	260	5-2	2-2	2-0	5-1	0-1	2-2	W6
Georgia	5-3	.625	183	159	10-3	.769	314	223	6-1	3-1	1-1	4-2	0-0	0-2	W5
Vanderbilt	2-6	.250	106	184	4-8	.333	182	252	3-3	1-5	0-0	2-4	0-2	0-4	L2
Kentucky	2-6	.250	140	221	5-7	.417	296	329	4-4	1-3	0-0	2-4	0-0	1-0	L1
Missouri	1-7	.125	73	149	5-7	.417	163	194	3-3	1-4	1-0	1-5	0-0	0-2	L2
South Carolina	1-7	.125	161	243	3-9	.250	263	330	2-4	0-5	1-0	1-5	0-3	0-4	L5

WESTERN DIVISION

	SEC	Pct.	PF	PA	Overall	Pct.	PF	PA	Home	Away	Neutral	vs. Div.	Top 10	Top 25	Streak
#Alabama	7-1	.875	252	139	14-1	.933	526	227	6-1	4-0	4-0	5-1	5-0	8-1	W12
Ole Miss	6-2	.750	258	210	10-3	.769	531	294	6-1	3-2	1-0	5-1	1-0	5-2	W3
Arkansas	5-3	.625	275	241	8-5	.615	467	356	4-3	3-1	1-1	3-3	1-0	2-2	W2
LSU	5-3	.625	212	198	9-3	.750	394	291	6-1	2-2	1-0	3-3	1-1	3-2	W2
Texas A&M	4-4	.500	161	175	8-5	.615	361	286	5-2	1-2	2-1	2-4	0-1	2-2	L2
Mississippi State	4-4	.500	210	208	9-4	.692	447	302	4-3	4-1	1-0	2-4	0-1	0-4	W1
Auburn	2-6	.250	177	229	7-6	.538	357	338	3-4	2-2	2-0	1-5	0-1	1-3	W1

% - SEC Eastern Division Champion; # - SEC Champion; National Champion

vs. Top 25 - Record vs. teams in Top 25 (AP, USA Today) when game was played; Teams listed in alphabetical order unless tie-breaker applicable

SEC CAPS HISTORIC 9-2 POSTSEASON WITH NATIONAL TITLE

During the last 10 years (2006-15), Southeastern Conference football has experienced success that is unparalleled in its football history and in the history of college football. During this tenure, the SEC's achievements have been demonstrated by:

- Triumphs in major bowl games, including the National Championship Game
- Non-conference success in regular season and bowl games
- Defeating highly-ranked non-conference teams
- Success in the polls and rankings
- Individual awards and All-America Teams
- Academic and Community Service Standouts
- Continued accomplishments of former SEC student-athletes in the NFL and NFL Draft

SEC IN THE CFP/BCS ERA (Since 1998)

- The SEC has won eight of the last 10 national championships, 10 of the 18 BCS/CFP-era National Championships, two runner-up finishes and 24 overall national titles (AP, BCS, FWAA, coaches poll) in SEC history. The SEC has appeared in nine of the last 10 National Championship Games and in 10 of the 16 BCS Championship Games, winning nine.

SEC IN OVERALL BOWL GAMES

- Since 2006, the SEC has accrued more bowl wins (65) and appearances (97) than any other conference. The conference's .670 bowl winning percentage is first among FBS leagues during that time.

SEC	65-32	.670
Pac-12	38-26	.594
American	32-24	.571
Mountain West	31-24	.564
Sun Belt	14-12	.538
Conference USA	29-26	.527
Big 12	37-39	.487
Independents	10-12	.455
ACC	36-52	.409
Big Ten	32-50	.390
MAC	15-35	.300

- The SEC led nation once again in bowl victories in 2016, while boasting an equally impressive 82 percent winning percentage in its 11 postseason games. The SEC has now won 16 games in the last two postseasons, also a record. Eight of the nine victories last season came versus major conference opponents, including a 4-1 record versus Top 25 teams. The average margin of victory in the SEC's postseason wins this postseason is 24 points.
- With ten teams advancing to bowl games this season, the SEC became the first conference to send at least 10 teams to postseason bowls in three consecutive seasons. The SEC sent a NCAA-record 12 teams to participate in postseason bowl games in 2014 and has sent no less than eight teams to post-season bowls in each of the last ten seasons. The SEC owned the previous record for postseason bowl victories with seven wins in 2007, 2013 and 2014.
- The SEC is 65-32 (.670) in bowl games since 2006, winning six or more bowl games each year but 2010, when the league finished 5-5 with a national championship

MOST BOWL WINS - SINGLE SEASON

1. 9 - SEC, 2015 (9-2)
1. 7 - SEC, 2007 (7-2); 2013 (7-3); 2014 (7-5)
2. 6 - SEC, 2013 (5 times); Big 12 (once); Pac-12 (3 times); Big Ten (once)
7. 5 - SEC (7 times); Big 12 (3 times); Pac-10 (twice); ACC (3 times); Big Ten (once)

2015-16 POSTSEASON RECORD BY CONFERENCE:

Conference	Record	Win Pct
SEC	9-2	.818
Pac-12	6-4	.600
Big Ten	5-5	.500
ACC	4-6	.400
Big 12	3-4	.429

2015 IN REVIEW



MISSISSIPPI STATE • MISSOURI • SOUTH CAROLINA • TENNESSEE • TEXAS A&M • VANDERBILT

2015 SEC TEAM STATISTICS

SCORING OFFENSE	G	TD	XP	2XP	DXP	FG	Saf	Pts	Avg
1. Ole Miss	13	68	66	0	0	19	0	531	40.8
2. Arkansas	13	62	58	4	0	9	1	467	35.9
3. Tennessee	13	56	56	0	0	21	1	457	35.2
4. Alabama	15	65	63	0	0	23	2	526	35.1
5. Mississippi State	13	58	54	0	0	15	0	447	34.4
6. LSU	12	51	49	0	0	13	0	394	32.8
7. Texas A&M	13	42	41	1	0	22	0	361	27.8
8. Auburn	13	41	40	1	0	23	0	357	27.5
9. Kentucky	12	35	33	0	1	17	0	296	24.7
10. Georgia	13	37	35	0	0	19	0	314	24.2
11. Florida	14	44	36	1	0	7	1	325	23.2
12. South Carolina	12	29	25	1	0	20	1	263	21.9
13. Vanderbilt	12	21	18	1	0	12	0	182	15.2
14. Missouri	12	16	15	1	0	16	1	163	13.6

RUSHING OFFENSE	G	Att	Yds	Avg	TD	Yds/G
1. LSU	12	505	3082	6.1	36	256.8
2. Tennessee	13	617	2908	4.7	32	223.7
3. Alabama	15	642	2999	4.7	33	199.9
4. Arkansas	13	512	2565	5.0	31	197.3
5. Auburn	13	587	2553	4.3	28	196.4
6. Georgia	13	478	2385	5.0	20	183.5
7. Ole Miss	13	463	2380	5.1	29	183.1
8. Texas A&M	13	505	2198	4.4	13	169.1
9. Kentucky	12	419	1952	4.7	22	162.7
10. South Carolina	12	423	1856	4.4	11	154.7
Vanderbilt	12	495	1856	3.7	9	154.7
12. Mississippi State	13	427	1873	4.4	21	144.1
13. Florida	14	510	1777	3.5	19	126.9
14. Missouri	12	397	1385	3.5	5	115.4

SCORING DEFENSE	G	TD	XP	2XP	DXP	FG	Saf	Pts	Avg
1. Alabama	15	26	21	1	0	16	0	227	15.1
2. Missouri	12	22	20	0	0	14	0	194	16.2
3. Georgia	13	26	23	1	0	14	0	223	17.2
4. Florida	14	30	29	0	0	15	1	256	18.3
5. Tennessee	13	33	30	1	0	10	0	260	20.0
6. Vanderbilt	12	26	25	0	0	23	1	252	21.0
7. Texas A&M	13	33	31	0	0	19	0	286	22.0
8. Ole Miss	13	33	28	1	0	22	0	294	22.6
9. Mississippi State	13	34	33	1	0	21	0	302	23.2
10. LSU	12	38	34	1	0	9	0	291	24.2
11. Auburn	13	39	37	2	0	21	0	338	26.0
12. Arkansas	13	44	40	2	0	16	0	356	27.4
13. Kentucky	12	41	37	2	0	14	0	329	27.4
14. South Carolina	12	42	40	0	1	12	0	330	27.5

RUSHING DEFENSE	G	Rushes	Yards	Avg	TD	Yds/G
1. Alabama	15	468	1136	2.4	7	75.7
2. Arkansas	13	403	1514	3.8	25	116.5
3. LSU	12	387	1475	3.8	14	122.9
4. Ole Miss	13	496	1652	3.3	9	127.1
5. Florida	14	508	1793	3.5	12	128.1
6. Missouri	12	484	1593	3.3	11	132.8
7. Vanderbilt	12	427	1718	4.0	12	143.2
8. Tennessee	13	470	1971	4.2	13	151.6
9. Georgia	13	518	2131	4.1	12	163.9
10. Mississippi State	13	531	2270	4.3	16	174.6
11. Auburn	13	523	2375	4.5	24	182.7
12. Kentucky	12	510	2353	4.6	24	196.1
13. Texas A&M	13	555	2778	5.0	19	213.7
14. South Carolina	12	509	2609	5.1	26	217.4

PASS OFFENSE	G	Att	Cmp	Int	Pct.	Yds	Avg	TD	Yds/G
1. Ole Miss	13	489	318	14	65.0	4351	8.9	35	334.7
2. Mississippi State	13	500	331	5	66.2	4113	8.2	33	316.4
3. Arkansas	13	374	246	8	65.8	3486	9.3	31	268.2
4. Texas A&M	13	482	273	15	56.6	3323	6.9	25	255.6
5. Alabama	15	446	301	10	67.5	3407	7.6	22	227.1
6. Kentucky	12	397	218	16	54.9	2512	6.3	10	209.3
7. South Carolina	12	351	191	12	54.4	2490	7.1	17	207.5
8. Florida	14	405	229	10	56.5	2899	7.2	20	207.1
9. Tennessee	13	371	220	5	59.3	2582	7.0	17	198.6
10. Georgia	13	338	205	8	60.7	2397	7.1	12	184.4
11. LSU	12	278	149	6	53.6	2165	7.8	13	180.4
12. Auburn	13	306	179	12	58.5	2257	7.4	11	173.6
13. Vanderbilt	12	376	192	16	51.1	2062	5.5	11	171.8
14. Missouri	12	373	186	12	49.9	1986	5.3	10	165.5

TOTAL OFFENSE	G	Rush	Pass	Plays	Yards	Avg/P	TD	Yds/G
1. Ole Miss	13	2380	4351	952	6731	7.1	64	517.8
2. Arkansas	13	2565	3486	886	6051	6.8	62	465.5
3. Mississippi State	13	1873	4113	927	5986	6.5	54	460.5
4. LSU	12	3082	2165	783	5247	6.7	49	437.2
5. Alabama	15	2999	3407	1088	6406	5.9	55	427.1
6. Texas A&M	13	2198	3323	987	5521	5.6	38	424.7
7. Tennessee	13	2908	2582	988	5490	5.6	49	422.3
8. Kentucky	12	1952	2512	816	4464	5.5	32	372.0
9. Auburn	13	2553	2257	893	4810	5.4	39	370.0
10. Georgia	13	2385	2397	816	4782	5.9	32	367.8
11. South Carolina	12	1856	2490	774	4346	5.6	28	362.2
12. Florida	14	1777	2899	915	4676	5.1	39	334.0
13. Vanderbilt	12	1856	2062	871	3918	4.5	20	326.5
14. Missouri	12	1385	1986	770	3371	4.4	15	280.9

PASS DEFENSE	G	Att	Cmp	Int	Pct.	Yds	Avg	TD	Yds/G
1. Georgia	13	322	159	11	49.4	1872	5.8	9	144.0
2. Texas A&M	13	357	207	11	58.0	2162	6.1	10	166.3
3. Missouri	12	354	219	9	61.9	2031	5.7	10	169.2
4. Florida	14	425	231	14	54.4	2550	6.0	17	182.1
5. Kentucky	12	343	196	11	57.1	2377	6.9	14	198.1
6. Alabama	15	495	250	19	50.5	3009	6.1	17	200.6
7. Vanderbilt	12	387	213	6	55.0	2488	6.4	10	207.3
8. Tennessee	13	434	220	12	50.7	2735	6.3	17	210.4
9. South Carolina	12	347	228	12	65.7	2549	7.3	15	212.4
10. Mississippi State	13	424	257	13	60.6	2815	6.6	16	216.5
11. Auburn	13	458	278	14	60.7	2892	6.3	13	222.5
12. LSU	12	419	236	10	56.3	2691	6.4	22	224.2
13. Ole Miss	13	533	319	15	59.8	3364	6.3	23	258.8
14. Arkansas	13	436	280	11	64.2	3577	8.2	18	275.2

TOTAL DEFENSE	G	Rush	Pass	Plys	Yards	Avg	TD	Yds/G
1. Alabama	15	1136	3009	963	4145	4.3	24	276.3
2. Missouri	12	1593	2031	838	3624	4.3	21	302.0
3. Georgia	13	2131	1872	840	4003	4.8	21	307.9
4. Florida	14	1793	2550	933	4343	4.7	29	310.2
5. LSU	12	1475	2691	806	4166	5.2	36	347.2
6. Vanderbilt	12	1718	2488	814	4206	5.2	22	350.5
7. Tennessee	13	1971	2735	904	4706	5.2	30	362.0
8. Texas A&M	13	2778	2162	912	4940	5.4	29	380.0
9. Ole Miss	13	1652	3364	1029	5016	4.9	32	385.8
10. Mississippi State	13	2270	2815	955	5085	5.3	32	391.2
11. Arkansas	13	1514	3577	839	5091	6.1	43	391.6
12. Kentucky	12	2353	2377	853	4730	5.5	38	394.2
13. Auburn	13	2375	2892	981	5267	5.4	37	405.2
14. South Carolina	12	2609	2549	856	5158	6.0	41	429.8

KICKOFF RETURNS	G	Ret	Yds	TD	Avg
1. Tennessee	13	27	902	3	33.4
2. Auburn	13	34	950	0	27.9
3. South Carolina	12	34	796	1	23.4
4. Kentucky	12	30	653	0	21.8
5. Alabama	15	37	803	1	21.7
6. Mississippi State	13	36	773	1	21.5
7. Florida	14	33	693	0	21.0
8. Arkansas	13	38	782	0	20.6
9. LSU	12	35	714	0	20.4
10. Texas A&M	13	36	718	0	19.9
11. Vanderbilt	12	40	784	0	19.6
12. Georgia	13	31	584	0	18.8
13. Ole Miss	13	34	602	0	17.7
14. Missouri	12	38	573	0	15.1

PUNT RETURN AVG	G	Ret	Yds	TD	Avg
1. Texas A&M	13	19	374	2	19.7
2. Tennessee	13	33	567	3	17.2
3. Florida	14	32	446	2	13.9
4. Arkansas	13	14	186	0	13.3
5. Alabama	15	47	597	5	12.7
6. Georgia	13	30	366	3	12.2
7. Auburn	13	15	179	0	11.9
8. Mississippi State	13	19	214	1	11.3
9. LSU	12	24	235	1	9.8
10. Kentucky	12	11	81	0	7.4
11. Vanderbilt	12	31	197	0	6.4
12. Missouri	12	27	158	1	5.9
13. South Carolina	12	12	55	0	4.6
14. Ole Miss	13	30	112	0	3.7



2015 IN REVIEW

ALABAMA • ARKANSAS • AUBURN • FLORIDA • GEORGIA • KENTUCKY • LSU • OLE MISS

PUNTING	G	No.	Yards	Avg/P	PR	Avg	TBg	Net/P
1. Florida	14	84	3765	44.8	129	1.5	5	42.1
2. South Carolina	12	55	2434	44.3	81	1.5	4	41.3
3. Texas A&M	13	62	2936	47.4	241	3.9	10	40.2
4. Missouri	12	81	3477	42.9	178	2.2	3	40.0
5. Ole Miss	13	52	2170	41.7	107	2.1	1	39.3
6. Tennessee	13	63	2850	45.2	214	3.4	9	39.0
7. Auburn	13	55	2254	41.0	87	1.6	5	37.6
8. Alabama	15	72	3120	43.3	279	3.9	9	37.0
9. Arkansas	13	44	1772	40.3	125	2.8	2	36.5
10. Mississippi State	13	54	2226	41.2	125	2.3	8	35.9
11. Georgia	13	68	2714	39.9	152	2.2	6	35.9
12. LSU	12	58	2359	40.7	208	3.6	5	35.4
13. Kentucky	12	63	2485	39.4	225	3.6	2	35.2
14. Vanderbilt	12	82	3277	40.0	468	5.7	3	33.5

PASS EFFICIENCY	G	Att	Cmp	Pct	Int	Yds	TD	Effc
1. Arkansas	13	374	246	65.8	8	3486	31	167.1
2. Ole Miss	13	489	318	65.0	14	4351	35	157.7
3. Mississippi State	13	500	331	66.2	5	4113	33	155.1
4. Alabama	15	446	301	67.5	10	3407	22	143.5
5. Tennessee	13	371	220	59.3	5	2582	17	130.2
6. LSU	12	278	149	53.6	6	2165	13	130.1
7. Florida	14	405	229	56.5	10	2899	20	128.0
8. Georgia	13	338	205	60.7	8	2397	12	127.2
9. Texas A&M	13	482	273	56.6	15	3323	25	125.4
10. Auburn	13	306	179	58.5	12	2257	11	124.5
11. South Carolina	12	351	191	54.4	12	2490	17	123.2
12. Kentucky	12	397	218	54.9	16	2512	10	108.3
13. Vanderbilt	12	376	192	51.1	16	2062	11	98.3
14. Missouri	12	373	186	49.9	12	1986	10	97.0

TURNOVER MARGIN	G	Gained		Lost		Mar	Per/G		
		Fum	Int	Fum	Int				
1. Alabama	15	8	19	27	7	10	17	+10	0.67
2. LSU	12	7	10	17	4	6	10	+7	0.58
3. Florida	14	11	14	25	7	10	17	+8	0.57
4. Tennessee	13	7	12	19	7	5	12	+7	0.54
Arkansas	13	7	11	18	3	8	11	+7	0.54
6. South Carolina	12	8	12	20	3	12	15	+5	0.42
7. Auburn	13	5	14	19	5	12	17	+2	0.15
Georgia	13	11	11	22	12	8	20	+2	0.15
9. Ole Miss	13	8	15	23	9	14	23	+0	0.00
10. Missouri	12	7	9	16	5	12	17	-1	-0.08
11. Kentucky	12	9	11	20	6	16	22	-2	-0.17
12. Mississippi State	13	1	13	14	13	5	18	-4	-0.31
13. Texas A&M	13	7	11	18	9	15	24	-6	-0.46
14. Vanderbilt	12	11	6	17	9	16	25	-8	-0.67

PASS DEF EFFICIENCY	G	Att	Cmp	Int	Pct.	Yds	TD	Effc
1. Georgia	13	322	159	11	49.4	1872	9	100.6
2. Alabama	15	495	250	19	50.5	3009	17	105.2
3. Tennessee	13	434	220	12	50.7	2735	17	111.0
4. Florida	14	425	231	14	54.4	2550	17	111.4
5. Texas A&M	13	357	207	11	58.0	2162	10	111.9
6. Missouri	12	354	219	9	61.9	2031	10	114.3
7. Vanderbilt	12	387	213	6	55.0	2488	10	114.5
8. Auburn	13	458	278	14	60.7	2892	13	117.0
9. Ole Miss	13	533	319	15	59.8	3364	23	121.5
10. Kentucky	12	343	196	11	57.1	2377	14	122.4
11. Mississippi State	13	424	257	13	60.6	2815	16	122.7
12. LSU	12	419	236	10	56.3	2691	22	122.8
13. South Carolina	12	347	228	12	65.7	2549	15	134.8
14. Arkansas	13	436	280	11	64.2	3577	18	141.7

FIRST DOWNS	G	Rush	Pass	Pen	Total
1. Ole Miss	13	131	182	28	341
2. Alabama	15	158	147	25	330
3. Arkansas	13	129	167	9	305
4. Mississippi State	13	118	172	12	302
5. Tennessee	13	150	130	13	293
Texas A&M	13	123	144	26	293
7. Auburn	13	150	97	10	257
8. LSU	12	140	85	21	246
9. Georgia	13	114	114	11	239
10. Florida	14	96	129	9	234
11. Kentucky	12	100	103	19	222
12. South Carolina	12	97	107	12	216
13. Vanderbilt	12	99	94	18	211
14. Missouri	12	76	85	20	181

3RD-DN CONVERSIONS	G	Conv	Att	Pct
1. Arkansas	13	75	160	46.9
2. Tennessee	13	97	211	46.0
3. Mississippi State	13	75	175	42.9
4. Texas A&M	13	88	208	42.3
5. Ole Miss	13	70	169	41.4
6. Auburn	13	74	179	41.3
7. LSU	12	59	148	39.9
8. Kentucky	12	67	179	37.4
9. Alabama	15	80	214	37.4
10. Vanderbilt	12	76	204	37.3
11. Florida	14	75	206	36.4
12. South Carolina	12	58	164	35.4
13. Missouri	12	54	178	30.3
14. Georgia	13	46	159	28.9

OPPONENT 1ST DOWNS	G	Rush	Pass	Pen	Total
1. Georgia	13	95	80	13	188
2. Vanderbilt	12	80	107	19	206
3. Missouri	12	99	98	16	213
4. Alabama	15	67	129	27	223
5. LSU	12	89	127	17	233
6. Tennessee	13	97	120	18	235
7. Florida	14	106	111	20	237
8. Texas A&M	13	134	88	25	247
9. Kentucky	12	119	112	19	250
10. Arkansas	13	90	158	13	261
11. South Carolina	12	133	119	11	263
12. Mississippi State	13	124	132	17	273
13. Ole Miss	13	99	157	22	278
14. Auburn	13	131	142	22	295

OPP 3RD-DN CONVERT	G	Conv	Att	Pct
1. Tennessee	13	53	192	27.6
2. Vanderbilt	12	49	174	28.2
3. Alabama	15	65	227	28.6
4. Georgia	13	58	199	29.1
5. Texas A&M	13	65	197	33.0
6. Florida	14	70	209	33.5
7. Mississippi State	13	71	200	35.5
8. LSU	12	60	168	35.7
9. Ole Miss	13	88	226	38.9
10. Missouri	12	75	191	39.3
11. Kentucky	12	69	175	39.4
12. Arkansas	13	75	170	44.1
13. Auburn	13	89	198	44.9
14. South Carolina	12	78	166	47.0

SACKS BY	G	Sacks	Yards
1. Alabama	15	53	337
2. Florida	14	40	294
3. Texas A&M	13	34	200
LSU	12	34	236
5. Mississippi State	13	30	209
Tennessee	13	30	179
7. Ole Miss	13	29	197
8. Missouri	12	28	168
9. Vanderbilt	12	26	156
10. Arkansas	13	20	125
South Carolina	12	20	137
12. Auburn	13	19	136
Georgia	13	19	107
14. Kentucky	12	17	110

SACKS AGAINST	G	Sacks	Yards
1. Arkansas	13	14	92
2. Georgia	13	16	119
3. LSU	12	17	119
4. Auburn	13	19	141
Ole Miss	13	19	147
6. Tennessee	13	24	178
7. Alabama	15	25	189
8. South Carolina	12	26	169
9. Vanderbilt	12	28	178
10. Kentucky	12	30	191
Missouri	12	30	176
12. Mississippi State	13	32	193
13. Texas A&M	13	37	250
14. Florida	14	46	275

2015 IN REVIEW



MISSISSIPPI STATE • MISSOURI • SOUTH CAROLINA • TENNESSEE • TEXAS A&M • VANDERBILT

PENALTIES	G	No	Yds	Avg/G
1. Arkansas	13	55	477	36.7
2. Mississippi State	13	53	506	38.9
3. South Carolina	12	60	468	39.0
4. Tennessee	13	66	530	40.8
5. Missouri	12	63	517	43.1
6. Georgia	13	65	577	44.4
7. Auburn	13	62	603	46.4
8. Vanderbilt	12	73	566	47.2
9. Florida	14	91	737	52.6
10. Ole Miss	13	79	702	54.0
11. Texas A&M	13	83	713	54.8
12. Alabama	15	89	835	55.7
13. Kentucky	12	69	676	56.3
14. LSU	12	97	784	65.3

FIELD GOALS	G	Made	Att	Pct
1. Auburn	13	23	27	.852
2. Kentucky	12	17	21	.810
3. Missouri	12	16	20	.800
4. Mississippi State	13	15	19	.789
5. LSU	12	13	17	.765
6. Ole Miss	13	19	25	.760
7. South Carolina	12	20	28	.714
8. Texas A&M	13	22	31	.710
9. Alabama	15	23	33	.697
10. Tennessee	13	21	31	.677
11. Georgia	13	19	29	.655
12. Vanderbilt	12	12	19	.632
13. Arkansas	13	9	15	.600
14. Florida	14	7	17	.412

OPPONENT PENALTIES	G	No	Yds	Avg/G
1. Texas A&M	13	84	752	57.8
2. Vanderbilt	12	86	687	57.2
3. Tennessee	13	85	734	56.5
4. Ole Miss	13	87	695	53.5
5. Kentucky	12	68	610	50.8
6. Missouri	12	62	605	50.4
7. LSU	12	72	600	50.0
8. Alabama	15	90	696	46.4
9. South Carolina	12	66	538	44.8
10. Mississippi State	13	59	516	39.7
11. Auburn	13	61	472	36.3
12. Florida	14	70	506	36.1
13. Arkansas	13	57	441	33.9
14. Georgia	13	61	437	33.6

PAT KICKING	G	Made	Att	Pct
1. Ole Miss	13	66	66	1.000
Alabama	15	63	63	1.000
Arkansas	13	58	58	1.000
Tennessee	13	56	56	1.000
Texas A&M	13	41	41	1.000
Auburn	13	40	40	1.000
Georgia	13	35	35	1.000
South Carolina	12	25	25	1.000
Vanderbilt	12	18	18	1.000
Missouri	12	15	15	1.000
11. LSU	12	49	50	.980
12. Mississippi State	13	54	56	.964
13. Kentucky	12	33	35	.943
14. Florida	14	36	41	.878

4TH-DN CONVERSIONS	G	Conv	Att	Pct
1. Tennessee	13	13	17	76.5
2. Kentucky	12	13	19	68.4
3. Auburn	13	9	15	60.0
4. Arkansas	13	12	21	57.1
5. LSU	12	5	9	55.6
6. South Carolina	12	11	20	55.0
7. Florida	14	14	27	51.9
8. Alabama	15	12	24	50.0
Mississippi State	13	11	22	50.0
10. Ole Miss	13	7	15	46.7
11. Georgia	13	6	13	46.2
12. Missouri	12	7	17	41.2
13. Vanderbilt	12	7	18	38.9
14. Texas A&M	13	6	20	30.0

TIME OF POSSESSION	G	Total Time	Avg/G
1. Arkansas	13	447:04	34:23
2. Alabama	15	503:50	33:35
3. Vanderbilt	12	385:28	32:07
4. LSU	12	376:01	31:20
5. Florida	14	433:38	30:58
6. Tennessee	13	397:00	30:32
7. Georgia	13	382:39	29:26
8. Kentucky	12	351:21	29:16
9. South Carolina	12	341:52	28:29
10. Auburn	13	368:43	28:21
11. Texas A&M	13	366:43	28:12
12. Missouri	12	324:24	27:02
13. Ole Miss	13	344:51	26:31
14. Mississippi State	13	341:40	26:16

OPP 4TH-DN CONVERT	G	Conv	Att	Pct
1. Texas A&M	13	3	15	20.0
2. Vanderbilt	12	4	17	23.5
3. Ole Miss	13	7	23	30.4
4. Alabama	15	7	20	35.0
5. Arkansas	13	9	20	45.0
6. Missouri	12	5	11	45.5
7. LSU	12	12	26	46.2
8. Auburn	13	13	28	46.4
9. Georgia	13	13	26	50.0
10. Mississippi State	13	12	23	52.2
11. Kentucky	12	12	21	57.1
12. South Carolina	12	10	17	58.8
13. Florida	14	12	20	60.0
14. Tennessee	13	18	24	75.0

KICKOFF COVERAGE	G	No.	Yds	Avg	Retn	TB	NetAvg
1. Tennessee	13	89	5510	61.9	821	37	42.3
2. Ole Miss	13	95	6094	64.1	765	54	41.9
3. Alabama	15	101	6379	63.2	779	55	41.8
4. Texas A&M	13	75	4696	62.6	742	34	41.4
5. Florida	14	65	4096	63.0	534	35	41.3
6. Mississippi State	13	85	5216	61.4	857	35	41.0
7. South Carolina	12	59	3726	63.2	286	42	40.5
8. Georgia	13	66	4127	62.5	964	20	40.3
9. Auburn	13	70	4430	63.3	381	49	40.3
10. Arkansas	13	77	4549	59.1	1210	11	39.8
11. Vanderbilt	12	45	2608	58.0	571	10	39.7
12. Kentucky	12	62	3763	60.7	937	16	39.1
13. LSU	12	75	4353	58.0	1140	12	38.8
14. Missouri	12	44	2763	62.8	636	18	38.1

RED ZONE OFFENSE	G	RedZone	Percent	TDs	R/P	FG-AT	Fumb/Int/Downs/Other
1. Mississippi State	13	48-53	90.6	38	18/20	10-11	2/0/2/0
2. Auburn	13	46-51	90.2	32	25/7	14-16	2/1/0/0
3. South Carolina	12	31-36	86.1	17	8/9	14-18	0/0/1/0
4. LSU	12	39-46	84.8	30	24/6	9-11	0/1/1/3
5. Ole Miss	13	52-62	83.9	37	21/16	15-19	0/1/3/2
6. Kentucky	12	36-43	83.7	24	18/6	12-13	0/3/2/1
7. Tennessee	13	55-66	83.3	39	29/10	16-20	3/1/1/2
8. Arkansas	13	49-59	83.1	41	25/16	8-12	0/1/3/2
9. Alabama	15	51-62	82.3	35	23/12	16-21	0/1/1/4
10. Texas A&M	13	42-54	77.8	30	12/18	12-15	2/1/3/3
11. Missouri	12	24-31	77.4	10	5/5	14-15	1/0/4/1
12. Georgia	13	30-39	76.9	15	8/7	15-17	1/1/3/2
13. Florida	14	34-51	66.7	29	19/10	5-12	1/4/4/1
14. Vanderbilt	12	21-33	63.6	15	6/9	6-9	1/4/3/1

RED ZONE DEFENSE	G	RedZone	Percent	TDs	R/P	FG-AT	Fumb/Int/Downs/Other
1. Georgia	13	23-36	63.9	17	11/6	6-9	2/2/4/2
2. Vanderbilt	12	35-49	71.4	19	11/8	16-21	2/1/6/0
3. Mississippi State	13	33-45	73.3	19	9/10	14-18	0/1/4/3
4. Kentucky	12	39-52	75.0	28	19/9	11-14	1/2/5/2
5. Auburn	13	40-53	75.5	27	20/7	13-16	1/4/5/0
6. Tennessee	13	31-41	75.6	23	12/11	8-11	1/2/2/2
7. Florida	14	31-39	79.5	19	10/9	12-14	1/1/2/2
8. Missouri	12	31-38	81.6	18	10/8	13-18	1/0/0/1
9. South Carolina	12	38-46	82.6	30	21/9	8-9	2/3/0/2
10. Texas A&M	13	39-47	83.0	21	13/8	18-19	1/1/1/4
11. Alabama	15	25-30	83.3	14	6/8	11-13	1/1/1/0
12. Ole Miss	13	42-50	84.0	25	9/16	17-21	0/1/3/0
13. LSU	12	31-36	86.1	25	11/14	6-7	1/1/1/1
14. Arkansas	13	46-53	86.8	33	22/11	13-17	1/1/1/0



2015 IN REVIEW

ALABAMA • ARKANSAS • AUBURN • FLORIDA • GEORGIA • KENTUCKY • LSU • OLE MISS

ON-SIDE KICK SUCCESS . . . G	OnSide	Percent
1. Alabama 15	2-2	100.0
2. Auburn 13	0-2	0.0
Mississippi State 13	0-1	0.0
Ole Miss 13	0-1	0.0
South Carolina 12	0-1	0.0
Arkansas 13	0-1	0.0
Vanderbilt 12	0-1	0.0
Georgia 13	0-1	0.0
Florida 14	0-0	0.0
Texas A&M 13	0-0	0.0
Tennessee 13	0-0	0.0
Kentucky 12	0-0	0.0
LSU 12	0-0	0.0
Missouri 12	0-0	0.0

ON-SIDE KICK ALLOWED . . . G	OnSide	Percent
1. Alabama 15	0-2	0.0
Auburn 13	0-2	0.0
Missouri 12	0-2	0.0
Georgia 13	0-1	0.0
Florida 14	0-1	0.0
Tennessee 13	0-0	0.0
Vanderbilt 12	0-0	0.0
Kentucky 12	0-0	0.0
South Carolina 12	0-0	0.0
Arkansas 13	0-0	0.0
11. Mississippi State 13	2-5	40.0
12. Ole Miss 13	1-2	50.0
LSU 12	1-2	50.0
Texas A&M 13	1-2	50.0

ATTENDANCE	HOME	AWAY	NEUT	ALL				
Team	GAMES	Avg	GAMES	Avg	GAMES	Avg	GAMES	Avg
Alabama	7-707786	101112	4-348365	87091	4-298176	74544	15-1354327	90288
Arkansas	7-471279	67326	4-365465	91366	2-128475	64238	13-965219	74248
Auburn	7-612157	87451	4-342361	85590	2-133357	66678	13-1087875	83683
Florida	7-630457	90065	4-314664	78666	3-223061	74354	14-1168182	83442
Georgia	7-649222	92746	4-282091	70523	2-142840	71420	13-1074153	82627
Kentucky	8-490361	61295	4-266393	66598	0-0	0	12-756754	63063
LSU	7-654084	93441	4-268158	67040	1-71307	71307	12-993549	82796
Mississippi State	7-432490	61784	5-359361	71872	1-46423	46423	13-838274	64483
Missouri	6-390720	65120	5-283521	56704	1-42824	42824	12-717065	59755
Ole Miss	8-495472	61934	5-402363	80473	0-0	0	13-897835	69064
South Carolina	6-472934	78822	5-404962	80992	1-51664	51664	12-929560	77463
Tennessee	7-704088	100584	4-312809	78202	2-114525	57262	13-1131422	87032
Texas A&M	7-725354	103622	3-194959	64986	3-184125	61375	13-1104438	84957
Vanderbilt	6-192802	32134	6-379177	63196	0-0	0	12-571979	47665
Totals	97-7629206	78652	61-4524649	74175	22-1436777	65308	180-13590632	75504

2015 SEC INDIVIDUAL STATISTICS

RUSHING Team	Cl	G	Att	Yds	Avg	TD	Long	Yds/G
1. Leonard Fournette LS	SO	12	300	1953	6.5	22	87	162.8
2. Derrick Henry UA	JR	15	395	2219	5.6	28	74	147.9
3. Alex Collins AR	JR	13	271	1577	5.8	20	80	121.3
4. Jalen Hurd UT	SO	13	277	1288	4.6	12	48	99.1
5. Sony Michel UG	SO	13	236	1252	5.3	9	66	96.3
6. Ralph Webb VU	SO	12	277	1152	4.2	5	74	96.0
7. Tra Carson AM	SR	13	242	1165	4.8	7	55	89.6
8. Stanley Williams UK	SO	10	121	855	7.1	6	75	85.5
9. Peyton Barber AU	SO	13	238	1017	4.3	13	36	78.2
10. Kelvin Taylor UF	JR	14	259	1035	4.0	13	53	73.9

PASSING AVG/GAME . . . Team	Cl	G	Att	Cmp	Int	Pct.	Yds	TD	Avg/G
1. Chad Kelly UM	JR	13	458	298	13	65.1	4042	31	310.9
2. Dak Prescott MS	SR	13	477	316	5	66.2	3793	29	291.8
3. Brandon Allen AR	SR	13	370	244	8	65.9	3440	30	264.6
4. Jake Coker UA	SR	15	393	263	8	66.9	3110	21	207.3
5. Kyle Allen AM	SO	11	283	160	7	56.5	2210	17	200.9
6. Patrick Towles UK	JR	11	326	183	14	56.1	2148	9	195.3
7. Brandon Harris LS	SO	12	277	149	6	53.8	2165	13	180.4
8. Joshua Dobbs UT	JR	13	344	205	5	59.6	2291	15	176.2
9. Greyson Lambert UG	JR	12	269	170	2	63.2	2001	11	166.8
10. Perry Orth SC	JR	12	261	143	9	54.8	1929	12	160.8

INTERCEPTIONS Team	Cl	G	Int	Yds	TD	Long	Int/G
1. Dominick Sanders UG	SO	13	6	205	1	88	0.46
2. Eddie Jackson UA	JR	15	6	230	2	93	0.40
3. Donovan Wilson AM	SO	13	5	76	1	60	0.38
4. Jamal Adams LS	SO	12	4	30	0	23	0.33
Skai Moore SC	JR	12	4	25	0	14	0.33
6. Trae Elston UM	SR	13	4	156	2	93	0.31
Vernon Hargreaves UF	JR	13	4	152	0	53	0.31
Jalen Tabor UF	SO	13	4	82	2	40	0.31
9. Oren Burks VU	SO	12	3	31	1	30	0.25
J.D. Harmon UK	JR	12	3	25	0	25	0.25

PASS EFFICIENCY Team	Cl	G	Att	Cmp	Int	Pct.	Yds	TD	Eff.
1. Brandon Allen AR	SR	13	370	244	8	65.9	3440	30	166.5
2. Chad Kelly UM	JR	13	458	298	13	65.1	4042	31	155.9
3. Dak Prescott MS	SR	13	477	316	5	66.2	3793	29	151.0
4. Jake Coker UA	SR	15	393	263	8	66.9	3110	21	147.0
5. Greyson Lambert UG	JR	12	269	170	2	63.2	2001	11	137.7
6. Kyle Allen AM	SO	11	283	160	7	56.5	2210	17	137.0
7. Brandon Harris LS	SO	12	277	149	6	53.8	2165	13	130.6
8. Jeremy Johnson AU	JR	11	157	95	7	60.5	1054	10	129.0
9. Joshua Dobbs UT	JR	13	344	205	5	59.6	2291	15	127.0
10. Perry Orth SC	JR	12	261	143	9	54.8	1929	12	125.1

2015 IN REVIEW



MISSISSIPPI STATE • MISSOURI • SOUTH CAROLINA • TENNESSEE • TEXAS A&M • VANDERBILT

TOTAL OFFENSE	Team	CI	G	Rush	Pass	Plays	Total	Yds/G
1. Chad Kelly	UM	JR	13	500	4042	565	4542	349.4
2. Dak Prescott	MS	SR	13	588	3793	637	4381	337.0
3. Brandon Allen	AR	SR	13	107	3440	426	3547	272.8
4. Joshua Dobbs	UT	JR	13	671	2291	490	2962	227.8
5. Jake Coker	UA	SR	15	68	3110	467	3178	211.9
6. Kyle Allen	AM	SO	11	102	2210	348	2312	210.2
7. Patrick Towles	UK	JR	11	64	2148	397	2212	201.1
8. Brandon Harris	LS	SO	12	226	2165	344	2391	199.2
9. Perry Orth	SC	JR	12	138	1929	314	2067	172.2
10. Johnny McCrary	VU	SO	10	186	1533	337	1719	171.9

PUNT RETURN AVG	Team	CI	G	Ret	Yds	TD	Long	Avg
1. Christian Kirk	AM	FR	13	14	341	2	79	24.4
2. Cameron Sutton	UT	JR	13	25	467	2	85	18.7
3. Antonio Callaway	UF	FR	14	28	435	2	85	15.5
4. Cyrus Jones	UA	SR	15	42	530	4	72	12.6
5. Marcus Davis	AU	JR	13	15	179	0	56	11.9
6. Tre'Davious White	LS	JR	11	20	229	1	69	11.4
7. Isaiah McKenzie	UG	SO	10	20	226	2	77	11.3
8. Fred Ross	MS	JR	13	15	157	1	77	10.5
9. Aarion Penton	MO	JR	12	15	116	1	41	7.7
10. Ryan White	VU	SO	12	20	150	0	36	7.5

RECEPTIONS/GAME	Team	CI	G	Rec	Yds	TD	Long	Avg/C	Rec/G
1. Fred Ross	MS	JR	13	88	1007	5	59	11.4	6.77
2. Laquon Treadwell	UM	JR	13	82	1153	11	58	14.1	6.31
3. Christian Kirk	AM	FR	13	80	1009	7	66	12.6	6.15
4. Calvin Ridley	UA	FR	15	89	1045	7	81	11.7	5.93
5. Pharoh Cooper	SC	JR	12	66	973	8	78	14.7	5.50
6. Drew Morgan	AR	JR	13	63	843	10	52	13.4	4.85
7. Dorian Baker	UK	SO	12	56	612	3	53	10.9	4.67
8. De'Runnya Wilson	MS	JR	13	60	918	10	63	15.3	4.62
Malcolm Mitchell	UG	SR	13	60	886	4	44	14.8	4.62
10. Josh Reynolds	AM	JR	12	51	907	5	95	17.8	4.25

KICK RETURN AVG	Team	CI	G	Ret	Yds	TD	Long	Avg
1. Evan Berry	UT	SO	13	21	804	3	100	38.3
2. Johnathan Ford	AU	JR	13	15	429	0	58	28.6
3. Kerryon Johnson	AU	FR	13	14	386	0	45	27.6
4. Kenyan Drake	UA	SR	13	19	505	1	95	26.6
5. Rashad Fenton	SC	FR	10	14	365	1	96	26.1
6. Reggie Davis	UG	JR	13	17	408	0	39	24.0
7. Shon Carson	SC	SR	11	13	309	0	51	23.8
8. Brandon Holloway	MS	JR	13	24	567	1	100	23.6
9. Derrius Guice	LS	FR	12	20	472	0	75	23.6
10. Brandon Powell	UF	SO	14	24	510	0	71	21.2

RECEIVE YDS/GAME	Team	CI	G	Rec	Yds	TD	Long	Avg/C	Yds/G
1. Laquon Treadwell	UM	JR	13	82	1153	11	58	14.1	88.7
2. Pharoh Cooper	SC	JR	12	66	973	8	78	14.7	81.1
3. Christian Kirk	AM	FR	13	80	1009	7	66	12.6	77.6
4. Fred Ross	MS	JR	13	88	1007	5	59	11.4	77.5
5. Josh Reynolds	AM	JR	12	51	907	5	95	17.8	75.6
6. De'Runnya Wilson	MS	JR	13	60	918	10	63	15.3	70.6
7. Calvin Ridley	UA	FR	15	89	1045	7	81	11.7	69.7
8. Malcolm Mitchell	UG	SR	13	60	886	4	44	14.8	68.2
9. Drew Morgan	AR	JR	13	63	843	10	52	13.4	64.8
10. Garrett Johnson	UK	SO	12	47	700	2	39	14.9	58.3

PUNTING	Team	CI	G	Punt	Yds	Long	Avg
1. Drew Kaser	AM	SR	12	60	2848	71	47.5
2. Trevor Daniel	UT	SO	13	60	2742	61	45.7
3. Johnny Townsend	UF	SO	14	83	3765	61	45.4
4. Sean Kelly	SC	JR	12	55	2434	69	44.3
5. JK Scott	UA	SO	15	70	3094	59	44.2
6. Corey Fatony	MO	FR	12	81	3477	61	42.9
7. Logan Cooke	MS	SO	13	44	1856	65	42.2
8. Brice Ramsey	UG	SO	11	30	1252	58	41.7
9. Toby Baker	AR	JR	13	43	1772	52	41.2
10. Kevin Phillips	AU	JR	13	55	2254	56	41.0

ALL PURPOSE	Team	CI	G	Rush	Rcv	PR	KR	Yds	Avg/G
1. Leonard Fournette	LS	SO	12	1953	253	0	0	2206	183.8
2. Derrick Henry	UA	JR	15	2219	91	0	0	2310	154.0
3. Christian Kirk	AM	FR	13	54	1009	341	385	1789	137.6
4. Alex Collins	AR	JR	13	1577	95	0	74	1746	134.3
5. Jaylen Walton	UM	SR	12	730	164	0	494	1388	115.7
6. Sony Michel	UG	SO	13	1252	204	0	34	1490	114.6
7. Jalen Hurd	UT	SO	13	1288	190	0	0	1478	113.7
8. Ralph Webb	VU	SO	12	1152	188	0	0	1340	111.7
9. Brandon Holloway	MS	JR	13	413	396	0	567	1376	105.8
10. Tra Carson	AM	SR	13	1165	183	0	0	1348	103.7

SCORING	Team	CI	G	TD	XPT	FG	2XP	Pts	Pts/G
1. Leonard Fournette	LS	SO	12	23	0	0	0	138	11.5
2. Derrick Henry	UA	JR	15	28	0	0	0	168	11.2
3. Alex Collins	AR	JR	13	20	0	0	0	120	9.2
Gary Wunderlich	UM	SO	13	0	63	19	0	120	9.2
5. Aaron Medley	UT	SO	13	0	55	21	0	118	9.1
6. Adam Griffith	UA	JR	15	0	62	23	0	131	8.7
7. Daniel Carlson	AU	SO	13	0	40	23	0	109	8.4
8. Taylor Bertolet	AM	SR	13	0	38	22	0	104	8.0
9. Trent Domingue	LS	JR	12	1	49	13	0	94	7.8
10. Westin Graves	MS	SO	13	0	52	15	0	97	7.5

SCORING (TDs)	Team	CI	G	TD	Rush	Pass	Ret	PAT	Pts	Pts/G
1. Leonard Fournette	LS	SO	12	23	22	1	0	0	138	11.5
2. Derrick Henry	UA	JR	15	28	28	0	0	0	168	11.2
3. Alex Collins	AR	JR	13	20	20	0	0	0	120	9.2
4. Jalen Hurd	UT	SO	13	14	12	2	0	0	84	6.5
5. Peyton Barber	AU	SO	13	13	13	0	0	0	78	6.0
6. Kelvin Taylor	UF	JR	14	13	13	0	0	0	78	5.6
7. Joshua Dobbs	UT	JR	13	12	11	1	0	0	72	5.5
8. Alvin Kamara	UT	SO	13	11	7	3	1	0	66	5.1
Laquon Treadwell	UM	JR	13	11	0	11	0	0	66	5.1
Sony Michel	UG	SO	13	11	9	2	0	0	66	5.1

FIELD GOALS	Team	CI	G	FG	FGA	Pct.	FG/G
1. Daniel Carlson	AU	SO	13	23	27	85.2	1.77
2. Taylor Bertolet	AM	SR	13	22	31	71.0	1.69
3. Elliott Fry	SC	JR	12	20	28	71.4	1.67
4. Aaron Medley	UT	SO	13	21	31	67.7	1.62
5. Adam Griffith	UA	JR	15	23	32	71.9	1.53
6. Gary Wunderlich	UM	SO	13	19	25	76.0	1.46
Marshall Morgan	UG	SR	13	19	27	70.4	1.46
8. Andrew Baggett	MO	SR	12	16	20	80.0	1.33
9. Austin MacGinnis	UK	SO	10	13	17	76.5	1.30
10. Westin Graves	MS	SO	13	15	18	83.3	1.15



2015 IN REVIEW

ALABAMA • ARKANSAS • AUBURN • FLORIDA • GEORGIA • KENTUCKY • LSU • OLE MISS

SCORING (KICK) Team	Cl	G	PATs	FGs	Pts	Pts/G
1. Gary Wunderlich UM	SO	13	63-63	19-25	120	9.2
2. Aaron Medley UT	SO	13	55-55	21-31	118	9.1
3. Adam Griffith UA	JR	15	62-62	23-32	131	8.7
4. Daniel Carlson AU	SO	13	40-40	23-27	109	8.4
5. Taylor Bertolet AM	SR	13	38-38	22-31	104	8.0
6. Westin Graves MS	SO	13	52-54	15-18	97	7.5
7. Trent Domingue LS	JR	12	49-50	13-17	88	7.3
8. Elliott Fry SC	JR	12	25-25	20-28	85	7.1
9. Marshall Morgan UG	SR	13	33-33	19-27	90	6.9
10. Cole Hedlund AR	FR	13	58-58	9-15	85	6.5

FIELD GOAL PCT Team	Cl	G	FG	FGA	Long	Pct.
1. Daniel Carlson AU	SO	13	23	27	56	85.2
2. Westin Graves MS	SO	13	15	18	44	83.3
3. Andrew Baggett MO	SR	12	16	20	41	80.0
4. Trent Domingue LS	JR	12	13	17	45	76.5
Austin MacGinnis UK	SO	10	13	17	48	76.5
6. Gary Wunderlich UM	SO	13	19	25	48	76.0
7. Adam Griffith UA	JR	15	23	32	55	71.9
8. Elliott Fry SC	JR	12	20	28	52	71.4
9. Taylor Bertolet AM	SR	13	22	31	55	71.0
10. Marshall Morgan UG	SR	13	19	27	47	70.4

PAT KICKING PCT Team	Cl	G	Made	Att	Pct.
1. Gary Wunderlich UM	SO	13	63	63	100.0
Adam Griffith UA	JR	15	62	62	100.0
Cole Hedlund AR	FR	13	58	58	100.0
Aaron Medley UT	SO	13	55	55	100.0
Daniel Carlson AU	SO	13	40	40	100.0
Taylor Bertolet AM	SR	13	38	38	100.0
Marshall Morgan UG	SR	13	33	33	100.0
Elliott Fry SC	JR	12	25	25	100.0
9. Trent Domingue LS	JR	12	49	50	98.0
10. Westin Graves MS	SO	13	52	54	96.3

TACKLES (All positions)	Player	Team	Cl	G	Pos	Solo	Ast	Total	Avg/G	Sack
1. Kentrell Brothers MO	SR	12	LB	73	79	152	12.7	2.5		
2. Armani Watts AM	SO	13	DB	83	43	126	9.7	0.0		
3. Skai Moore SC	JR	12	DB	69	42	111	9.2	2.0		
4. Johnathan Ford AU	JR	13	DB	68	50	118	9.1	1.0		
5. Zach Cunningham VU	SO	12	DB	69	34	103	8.6	4.5		
6. Jake Ganus UG	SR	13	LB	46	63	109	8.4	1.0		
Richie Brown MS	JR	13	LB	51	58	109	8.4	6.5		
8. Deion Jones LS	SR	12	LB	57	43	100	8.3	5.0		
9. Jalen Reeves-Maybin UT	JR	13	LB	66	39	105	8.1	6.0		
10. Keanu Neal UF	JR	12	LB	51	45	96	8.0	2.0		
11. Brooks Ellis AR	JR	13	LB	45	57	102	7.8	1.5		
12. Josh Forrest UK	SR	12	LB	39	54	93	7.8	3.5		
Michael Scherer MO	JR	12	LB	47	46	93	7.8	0.0		
14. Beniquez Brown MS	JR	13	LB	48	51	99	7.6	4.0		
15. Kris Frost AU	SR	13	LB	36	60	96	7.4	0.0		
16. Antonio Morrison UF	SR	14	LB	42	61	103	7.4	2.5		
17. Dre Greenlaw AR	FR	13	LB	46	49	95	7.3	1.0		
18. Jarrad Davis UF	JR	14	LB	46	52	98	7.0	3.5		
Kendell Beckwith LS	JR	12	LB	50	34	84	7.0	3.5		
20. Reggie Ragland UA	SR	15	LB	60	42	102	6.8	2.5		
21. Justin Evans AM	JR	12	DB	47	31	78	6.5	0.0		
22. Marcus Maye UF	JR	13	DB	46	36	82	6.3	0.0		
23. T.J. Holloman SC	JR	10	DB	42	21	63	6.3	0.0		
24. Shaan Washington AM	JR	13	LB	29	52	81	6.2	1.0		
25. Isaiah Johnson SC	SR	12	LB	45	29	74	6.2	0.0		
26. Leonard Floyd UG	JR	13	LB	36	42	78	6.0	4.0		
Marcus McWilson UK	JR	11	LB	32	34	66	6.0	1.0		
28. Tim Kimbrough UG	JR	12	LB	29	42	71	5.9	0.0		
29. Ryan Flannigan UK	SR	9	LB	25	28	53	5.9	0.0		
30. Kivon Coman MS	JR	13	DB	39	37	76	5.8	0.5		
DeMarquis Gates UM	SO	13	DB	46	30	76	5.8	0.0		
32. Cassanova McKinzy AU	SR	13	LB	37	37	74	5.7	5.0		
33. Jamal Adams LS	SO	12	DB	48	19	67	5.6	0.0		
A.J. Stamps UK	SR	12	DB	37	30	67	5.6	0.0		
Cory Johnson UK	SR	12	DB	27	40	67	5.6	2.0		
36. Blake Countess AU	SR	13	DB	44	27	71	5.5	0.0		
37. Jordan Jenkins UG	SR	12	LB	31	34	65	5.4	3.0		
38. Trae Elston UM	SR	13	DB	44	26	70	5.4	0.0		
Mike Hilton UM	SR	13	DB	49	21	70	5.4	1.5		
Brian Randolph UT	SR	13	DB	52	18	70	5.4	0.0		
41. Sherri's, Anthony MO	SO	12	DB	41	23	64	5.3	0.0		
Darreon Herring VU	SR	12	DB	34	30	64	5.3	1.5		
43. Derek Barnett UT	SO	13	DE	44	25	69	5.3	10.0		

Jonathan Jones AU	SR	13	DB	45	24	69	5.3	0.0
45. Denzel Nkemdiche UM	SR	10	DB	36	17	53	5.3	0.5
46. Donavin Newsom MO	JR	12	LB	41	22	63	5.2	2.5
47. Rohan Gaines AR	SR	13	DB	44	23	67	5.2	0.0
48. Darrin Kirkland Jr. UT	FR	13	LB	43	23	66	5.1	3.0
49. J.T. Gray MS	SO	13	LB	27	38	65	5.0	1.5
50. Aarion Penton MO	JR	12	CB	41	18	59	4.9	0.0

SACKS Team	Cl	G	Pos	Solo	Ast	Yds	Total	Avg/G
1. Myles Garrett AM	SO	13	DL	12	1	71	12.5	0.96
2. Jonathan Allen UA	JR	15	DL	12	0	88	12.0	0.80
3. Marquis Haynes UM	SO	13	DE	9	2	76	10.0	0.77
Derek Barnett UT	SO	13	DE	10	0	51	10.0	0.77
5. Tim Williams UA	JR	15	LB	9	3	78	10.5	0.70
6. Lewis Neal LS	JR	12	DE	6	4	50	8.0	0.67
7. Deatrich Wise AR	JR	13	DL	7	2	43	8.0	0.62
8. Charles Harris MO	SO	12	DE	7	0	51	7.0	0.58
Walter Brady MO	FR	12	DL	7	0	41	7.0	0.58
10. Daeshon Hall AM	JR	13	DL	7	0	46	7.0	0.54

TACKLES FOR LOSS Team	Cl	G	Pos	Solo	Ast	Yds	Total	Avg/G
1. Charles Harris MO	SO	12	DE	16	5	85	18.5	1.54
2. Myles Garrett AM	SO	13	DL	17	5	101	19.5	1.50
3. Zach Cunningham VU	SO	12	LB	15	3	56	16.5	1.38
4. Marquis Haynes UM	SO	13	DE	14	5	92	16.5	1.27
5. Jon Bullard UF	SR	14	LB	14	7	88	17.5	1.25
6. Deion Jones LS	SR	12	LB	11	5	56	13.5	1.12
7. Daeshon Hall AM	JR	13	DL	13	3	59	14.5	1.12
8. Jalen Reeves-Maybin UT	JR	13	LB	13	2	71	14.0	1.08
9. A.J. Jefferson MS	JR	13	DL	11	5	65	13.5	1.04
10. Richie Brown MS	JR	13	LB	9	8	61	13.0	1.00

FUMBLES FORCED Team	Cl	G	Num	Avg/G
1. Marcus Maye UF	JR	13	5	0.38
Myles Garrett AM	SO	13	5	0.38
3. Zach Cunningham VU	SO	12	4	0.33
4. Skai Moore SC	JR	12	3	0.25
5. Marquis Haynes UM	SO	13	3	0.23
Donovan Wilson AM	SO	13	3	0.23
Deatrich Wise AR	JR	13	3	0.23
8. Caleb Azubike VU	SR	9	2	0.22
9. Darius English SC	JR	11	2	0.18
10. Charles Harris MO	SO	12	2	0.17

FUMBLES RCVD Team	Cl	G	Num	Avg/G
1. T.J. Holloman SC	JR	10	3	0.30
2. Zach Cunningham VU	SO	12	3	0.25
3. Kenneth Towns UG	JR	11	2	0.18
4. S. Weatherly VU	JR	12	2	0.17
5. Jalen Reeves-Maybin UT	JR	13	2	0.15
Donovan Wilson AM	SO	13	2	0.15
Jonathan Jones AU	SR	13	2	0.15
A.J. Moore UM	SO	13	2	0.15
Aaron Davis UG	SO	13	2	0.15
Marcus Maye UF	JR	13	2	0.15

PASSES DEFENDED Team	Cl	G	Brup	Int	Total	Avg/G
1. Jalen Tabor UF	SO	13	14	4	18	1.38
Trae Elston UM	SR	13	14	4	18	1.38
3. Mike Hilton UM	SR	13	13	2	15	1.15
4. Torren McGaster VU	JR	12	13	0	13	1.08
5. Jonathan Jones AU	SR	13	13	1	14	1.08
6. Blake Countess AU	SR	13	11	2	13	1.00
7. Fitzpatrick, Minkah UA	FR	14	11	2	13	0.93
8. Tony Bridges UM	JR	13	9	3	12	0.92
Dominick Sanders UG	SO	13	6	6	12	0.92
Kendarius Webster UM	SO	13	11	1	12	0.92

RECORDS AND RESULTS



MISSISSIPPI STATE • MISSOURI • SOUTH CAROLINA • TENNESSEE • TEXAS A&M • VANDERBILT

NATIONAL CHAMPIONS

Year	Team	Poll
1951	Tennessee	AP, UPI
1957	Auburn	AP
1958	LSU	AP, UPI
1960	Ole Miss	FWAA
1961	Alabama	AP, UPI
1964	Alabama	AP, UPI
1964	#Arkansas	FWAA
1965	Alabama	AP, FWAA
1973	Alabama	UPI
1978	Alabama	AP, FWAA
1979	Alabama	AP, UPI, FWAA
1980	Georgia	AP, UPI, FWAA
1992	Alabama	AP, UPI, USA Today, FWAA
1996	Florida	AP, USA Today, FWAA
1998	Tennessee	AP, ESPN/USA Today, FWAA
2003	LSU	ESPN/USA Today
2006	Florida	ESPN/USA Today, AP
2007	LSU	ESPN/USA Today, AP
2008	Florida	ESPN/USA Today, AP
2009	Alabama	ESPN/USA Today, AP
2010	Auburn	ESPN/USA Today, AP
2011	Alabama	ESPN/USA Today/AP
2012	Alabama	ESPN/USA Today/AP
2015	Alabama	USA Today/AP

NOTE: #Arkansas was not a member of the SEC

UNDEFEATED AND UNTIED TEAMS

(Regular Season Only)

YEAR	TEAM	W-L-T	PTS	OPP	BOWL	OPPONENT	SCORE
1934	Alabama	9-0-0	287	32	Rose	Stanford	29-13
1937	Alabama	9-0-0	225	20	Rose	California	0-13
1938	Tennessee	10-0-0	276	16	Orange	Oklahoma	17-0
1939	Tennessee	10-0-0	212	0	Rose	Southern Cal	0-14
1940	Tennessee	10-0-0	319	26	Sugar	Boston Coll.	13-19
1945	Alabama	9-0-0	396	66	Rose	Southern Cal	34-14
1946	Georgia	10-0-0	372	100	Sugar	North Carolina	20-10
1951	Tennessee	10-0-0	373	88	Sugar	Maryland	13-28
1952	Georgia Tech	11-0-0	301	52	Sugar	Ole Miss	24-7
1956	Tennessee	10-0-0	268	75	Sugar	Baylor	7-13
1957	Auburn	10-0-0	207	28	(None)		
1958	LSU	10-0-0	275	53	Sugar	Clemson	7-0
1961	Alabama	10-0-0	287	22	Sugar	Arkansas	10-3
1962	Ole Miss	9-0-0	230	40	Sugar	Arkansas	17-13
1964	Alabama	10-0-0	223	67	Orange	Texas	17-21
1966	Alabama	10-0-0	267	37	Sugar	Nebraska	34-7
1971	Alabama	11-0-0	362	84	Orange	Nebraska	6-38
1973	Alabama	11-0-0	454	89	Sugar	Notre Dame	23-24
1974	Alabama	11-0-0	318	83	Orange	Notre Dame	11-13
1979	Alabama	11-0-0	359	58	Sugar	Arkansas	24-9
1980	Georgia	11-0-0	316	127	Sugar	Notre Dame	17-10
1982	Georgia	11-0-0	315	133	Sugar	Penn State	23-27
1992	Alabama	12-0-0	332	109	Sugar	Miami	34-13
1993	Auburn	11-0-0	353	192	(None)		
1995	Florida	12-0-0	534	201	Fiesta	Nebraska	24-62
1998	Tennessee	12-0-0	431	189	Fiesta	Florida State	23-16
2004	Auburn	12-0-0	401	134	Sugar	Virginia Tech	16-13
2008	Alabama	12-0-0	422	200	Sugar	Utah	17-31
2009	Alabama	12-0-0	449	164	BCS Title	Texas	37-21
2009	Florida	12-0-0	502	174	Sugar	Cincinnati	51-24
2010	Auburn	12-0-0	577	337	BCS Title	Oregon	22-19
2012	LSU	12-0-0	500	158	BCS Title	Alabama	0-21

SEC ALL-TIME FOOTBALL STANDINGS

(Regular season games against each other, 1933 through 2015)

SCHOOL	YEARS	GAMES	WON-LOST-TIED	PCT.	2015 SEC RECORD
Alabama	82	584	*397-167-20	.697	7-1
Tennessee	82	544	*330-195-19	.624	5-3
Georgia	83	546	326-206-14	.610	5-3
LSU	83	548	309-217-22	.584	5-3
Florida	82	526	299-212-15	.583	7-1
Auburn	82	564	304-242-18	.555	2-6
Missouri	4	32	17-16	.515	1-7
Ole Miss	82	541	259-267-15	.493	6-2
Arkansas	24	192	*87-103-2	.458	5-3
South Carolina	24	192	*83-108-1	.435	1-7
Texas A&M	4	32	17-25	.405	4-4
Mississippi State	82	549	*185-352-12	.348	4-4
Kentucky	82	544	160-371-12	.306	2-6
Vanderbilt	83	551	*132-401-18	.256	2-6

FORMER MEMBERS

Georgia Tech	31	194	115-70-9	.616
Tulane	33	195	69-113-13	.387
Sewanee	8	37	0-37-0	.000

Note: Sewanee withdrew after the 1940 season, Georgia Tech after 1963 and Tulane after 1965. During World War II Alabama, Auburn, Florida, Kentucky, Ole Miss, Mississippi State, Tennessee and Vanderbilt suspended football in 1943; Vanderbilt through '44. Appointed conference games of 1954, '58, '64, '65, '66, '67, '68 and the Alabama-Ole Miss games of 1980 and '81 are not included in these records or total points.

*Includes forfeits imposed on Alabama by NCAA

SEC FOOTBALL WINNING STREAKS

WINS	SCHOOL	YEARS	STREAK
28	Alabama	1991-93	Final 10 games of 1991 through first five games of 1993
28	Alabama	1978-80	Final nine games of 1978 through seventh game of 1980
23	Tennessee	1937-39	Final two games of 1937 through tenth game of 1939
22	Florida	2008-09	Final 10 games of 2008 through first 12 games of 2009
20	Alabama	1924-26	Final game of 1924 through ninth game of 1926
20	Auburn	1993-94	All 11 games of 1993 and first 9 games of 1994
19	Alabama	2009-10	All games of the 2009 season through first five of 2010
19	Alabama	1961-62	Entire 1961 season through eighth game of 1962
19	LSU	1957-59	Final game of 1957 through seventh game of 1959
18	Georgia Tech	1951-53	Final five games of 1951 through first game of 1953
17	Auburn	2009-11	Final game of 2009, all of 2010 and first two of 2011
17	Auburn	1956-58	Final four games of 1956 through third game of 1958
17	Georgia	1945-47	Final five games of 1945 through first game of 1947
15	Auburn	2003-04	Final two games of 2003 through 2004 season
15	Georgia	1979-81	Final game of 1979 through second game of 1981
14	LSU	2010-11	Final game of 2010 through first 13 games of 2011.
14	Tennessee	1998-99	All 13 games of 1998 through first game of 1999

Listing includes bowl games

NOTE: Arkansas recorded a 22-game winning streak from November 23, 1963 to January 1, 1966 as a member of the Southwest Conference.

CONSECUTIVE SEC VICTORIES

WINS	SCHOOL	YEARS	STREAK
27	Alabama	1976-80	Final four SEC games in 1976 through fourth SEC game of 1980
24	Florida	1994-97	Final five SEC games in 1994 through fourth SEC game of 1997
23	Georgia	1980-83	All SEC games in 1980 through fifth SEC game of 1983
20	Alabama	1973-75	All SEC games in 1973 through sixth SEC game of 1975
20	Tennessee	1937-40	Final two SEC games of 1937 through 1940
18	Alabama	1991-93	Second SEC game of 1991 through third SEC game of 1993
16	Alabama	2008-09	All SEC regular season games during 2008 & 2009 seasons
15	Tennessee	1997-98	Last seven SEC games in 1997 through all SEC games in 1998
14	Alabama	1971-72	All SEC games in 1971 through all SEC games of 1972
14	Georgia Tech	1950-52	Final SEC game of 1950 through sixth SEC game of 1952
14	Auburn	1993-94	All SEC games in 1993 through sixth game of 1994
14	Florida	2008-09	Final six SEC games of 2008 plus all eight games in 2009
13	LSU	1935-37	All SEC games in 1935 through second SEC game of 1937
13	Ole Miss	1961-63	Final two SEC games of 1961 through fifth SEC game of 1963

Listing includes regular season games only

NOTE: Georgia Tech was a member of the Southeastern Conference from 1933-63.



RECORDS AND RESULTS

ALABAMA • ARKANSAS • AUBURN • FLORIDA • GEORGIA • KENTUCKY • LSU • OLE MISS

NON-CONFERENCE RECORDS

(Does not include bowl games)

School	SINCE 1933					SINCE 2000					Current Streak
	Games	Won	Lost	Tied	Pct.	Games	Won	Lost	Tied	Pct.	
Alabama	327	260	61	6	.804	60	49	11	0	.817	W29
Arkansas	82	67	17	0	.798	60	52	8	0	.867	W1
Auburn	330	249	73	8	.767	60	50	10	0	.833	W15
Florida	355	242	104	9	.694	59	47	12	0	.797	L1
Georgia	381	279	88	14	.751	60	53	7	0	.883	W4
Kentucky	340	231	100	9	.693	60	44	16	0	.733	L1
LSU	361	272	78	11	.763	59	57	2	0	.966	W52
Ole Miss	348	254	86	8	.741	60	45	15	0	.750	L1
Mississippi State	322	233	81	8	.736	60	43	17	0	.717	W11
Missouri	16	14	2	0	.875	16	14	2	0	.875	W4
South Carolina	84	62	22	0	.738	60	49	11	0	.817	L2
Tennessee	363	286	68	9	.800	60	49	11	0	.817	W2
Texas A&M	16	16	0	0	1.000	16	16	0	0	1.000	W16
Vanderbilt	323	195	119	9	.618	60	37	23	0	.617	L1
TOTALS	3648	2660	899	91	.741	750	605	145	0	.736	---

SHUTOUTS IN THE SEC SINCE 1992

Which defenses in the SEC have posted the most shutouts since 1992:

Team	Total	Last
Alabama	28	12/31/15 vs. Michigan State (38-0)
Arkansas	8	11/22/14 vs. Ole Miss (30-0)
Auburn	14	8/30/08 vs. UL-Monroe (34-0)
Georgia	12	10/11/14 vs. Missouri (34-0)
Florida	11	9/6/14 vs. Eastern Michigan (65-0)
Kentucky	5	9/5/09 vs. Miami, Ohio (42-0)
LSU	18	9/13/14 vs. UL-Monroe (31-0)
Ole Miss	13	11/8/14 vs. Presbyterian (48-0)
Mississippi State	9	11/22/14 vs. Vanderbilt (51-0)
Missouri	8	9/17/11 vs. Western Illinois (69-0)
South Carolina	7	8/28/08 vs. N.C. State (34-0)
Tennessee	17	11/14/14 vs. North Texas (24-0)
Texas A&M	10	11/21/14 at Vanderbilt (25-0)
Vanderbilt	4	11/3/12 vs. Kentucky (40-0)

SEC'S BEST ROAD TEAMS SINCE 1992

Which SEC team has the best record away from home in league games since 1992 (includes neutral site games/does not include SEC Championship Game):

Team	W-L	Pct.
Florida	73-29	.716
Alabama	65-32	.670
Georgia	66-41-1	.616
Tennessee	56-40	.583
Auburn	53-42	.558
LSU	51-44-1	.536
Arkansas	36-59-2	.381
South Carolina	37-60	.381
Ole Miss	30-66	.313
Mississippi State	28-67-1	.297
Kentucky	24-72	.250
Vanderbilt	18-78	.188
Texas A&M	12-6	.667
Missouri	9-7	.563

CLOSE LOSSES SINCE 2003

TEAM	TOTAL LOSSES	1-7 MARGIN	PCT.
Alabama	41	25	.610
Georgia	45	27	.600
Florida	48	24	.500
LSU	35	17	.486
South Carolina	66	31	.470
Arkansas	67	30	.448
Tennessee	68	27	.397
Ole Miss	79	31	.392
Texas A&M	70	26	.371
Auburn	54	20	.370
Vanderbilt	96	33	.344
Missouri	58	18	.310
Kentucky	94	28	.298
Mississippi State	81	19	.235

EASTERN VS. WESTERN DIVISION

(Since 1992 • DOES NOT INCLUDE SEC CHAMPIONSHIP GAME)

EASTERN vs. Western	W	L	T	Pct.	Streak
Florida	40	28	0	.588	L1
Georgia	45	22	1	.669	W1
Kentucky	23	45	0	.338	L8
Missouri	4	4	0	.500	L2
South Carolina	24	43	1	.360	L4
Tennessee	36	31	1	.537	L11
Vanderbilt	12	56	0	.176	L6
TOTALS	184	229	3	.446	
WESTERN vs. Eastern	W	L	T	Pct.	Streak
Alabama	48	19	1	.713	W12
Arkansas	29	39	0	.426	W2
Auburn	41	26	1	.610	L1
LSU	37	30	1	.551	W5
Ole Miss	33	35	0	.485	L1
Mississippi State	36	32	0	.529	W4
Texas A&M	5	3	0	.625	W2
TOTALS	229	184	3	.554	

SEC STATISTICAL TRENDS

Below are some statistical trends in the SEC since conference expansion in 1992 through the 2015 season (Averages per Game Only):

Category	1992	1993	1994	1995	1996	1997	1998	1999	2000	2001	2002	2003	2004	2005	2006	2007	2008	2009	2010	2011	2012	2013	2014	2015
Scoring Offense	21.7	24.7	26.3	27.1	24.6	25.7	25.9	24.9	26.4	27.7	25.6	27.3	25.0	24.1	25.4	30.3	25.6	28.4	31.0	27.3	30.4	31.7	31.5	28.4
Total Offense	335.1	367.2	366.9	376.7	344.7	372.6	376.4	349.5	364.8	399.2	360.4	376.9	368.9	348.3	351.6	385.9	342.9	378.6	400.2	355.0	402.4	432.5	417.7	399.6
Rushing Offense	167.4	169.8	165.1	153.7	144.7	137.9	144.0	127.7	140.9	154.1	163.9	157.8	166.6	141.4	140.5	168.4	147.1	175.8	175.2	161.1	168.4	197.0	189.0	177.1
Passing Offense	167.7	197.4	201.8	223.0	200.0	234.7	232.4	221.8	223.9	245.1	196.5	219.1	202.3	206.9	211.1	217.5	195.8	202.8	225.0	193.9	234.0	235.5	228.7	222.4
Percent Run	49.9%	46.2%	44.9%	40.8%	41.9%	37.0%	38.3%	36.5%	38.6%	38.6%	45.5%	41.9%	45.2%	40.6%	39.9%	43.6%	42.9%	46.4%	43.8%	45.4%	41.8%	45.5%	45.2%	44.3%
Percent Pass	50.1%	53.8%	55.1%	59.2%	58.1%	63.0%	61.7%	63.5%	61.4%	61.4%	54.5%	58.1%	54.8%	59.4%	60.1%	56.8%	57.1%	53.6%	56.2%	54.6%	58.2%	54.5%	54.8%	55.7%
Scoring Defense	18.8	19.6	21.7	22.5	20.9	21.2	22.3	21.0	22.2	23.7	21.2	22.5	21.2	20.7	19.4	23.8	20.5	20.8	23.7	20.7	23.0	24.8	23.4	21.9
Total Defense	315.1	329.9	340.9	349.0	320.3	339.1	349.5	322.4	337.1	372.5	329.2	346.6	336.9	327.6	315.0	352.9	309.4	328.7	350.3	320.7	361.3	379.8	370.3	358.1
Rushing Defense	145.8	146.1	151.4	141.6	131.7	121.6	132.9	107.3	128.8	140.7	143.1	137.7	149.5	131.7	128.4	147.4	122.3	140.7	141.2	143.8	140.2	161.0	157.7	151.0
Passing Defense	169.3	183.8	189.5	207.4	188.6	217.5	216.6	215.1	208.3	231.8	186.1	208.9	187.4	195.9	186.6	205.5	187.1	188.0	209.1	176.9	221.2	218.7	212.6	207.1
Percent Run	46.3%	44.3%	44.4%	40.6%	41.1%	35.9%	38.0%	33.3%	38.2%	37.8%	43.5%	39.7%	44.4%	40.2%	40.8%	41.8%	39.5%	42.8%	40.3%	44.8%	38.7%	42.4%	42.6%	42.3%
Percent Pass	53.7%	55.7%	55.6%	59.4%	58.9%	64.1%	62.0%	66.7%	61.8%	62.2%	56.5%	60.3%	55.6%	58.8%	59.2%	58.2%	60.5%	57.2%	59.7%	55.2%	61.3%	57.6%	57.4%	57.8%

RECORDS AND RESULTS



MISSISSIPPI STATE • MISSOURI • SOUTH CAROLINA • TENNESSEE • TEXAS A&M • VANDERBILT

2015 SEC NON-CONFERENCE RECORD

[54-12 (.818)] (Includes Bowl Games)

CONFERENCE	APP.	2014 W-L	PCT.	SINCE 1995*
American	7	4-3	.571	30-32 (.484) #
Atlantic Coast	9	6-3	.667	98-63 (.609)
Big Ten	5	4-1	.800	51-33 (.607)
Big 12	5	3-2	.600	45-30-1 (.599)
Conference USA	10	9-1	.900	132-25 (.841)
Mid-American	4	3-1	.750	59-6 (.908)
Mountain West	3	3-0	1.000	19-7 (.731)
Pac-12	1	1-0	1.000	19-14 (.576)
Sun Belt	7	7-0	1.000	147-7 (.955)
Western Athletic	2	2-0	1.000	50-7 (.877)
FBS Independent	1	1-0	1.000	47-17 (.734)
Non-FBS	12	11-1	.917	146-4 (.973)

* using alignment during year played.
formerly BIG EAST.

SEC NON-CONFERENCE RECORD

(Since 1992)

YEAR	APP.	REGULAR SEASON		
		W-L	PCT.	BOWLS
1992	36	27-9	.750	5-1
1993	36	28-7-1	.792	2-2
1994	36	27-8-1	.764	3-2
1995	36	29-7	.806	2-4
1996	36	27-9	.750	5-0
1997	36	32-4	.889	5-1
1998	36	27-9	.750	4-4
1999	36	28-8	.778	4-4
2000	36	27-9	.750	4-5
2001	36	29-7	.806	5-3
2002	49	37-12	.755	3-4
2003	46	31-15	.674	5-2
2004	36	25-11	.694	3-3
2005	36	27-9	.750	3-3
2006	48	41-7	.854	6-3
2007	48	40-8	.825	7-2
2008	48	37-11	.771	6-2
2009	48	42-6	.875	6-4
2010	48	41-7	.854	5-5
2011	48	42-6	.875	5-2
2012	56	48-8	.857	6-3
2013	56	47-9	.839	7-3
2014	55	48-7	.863	7-5
2015	55	45-10	.818	9-2
TOTALS	1,037	832-203-2	.803	117-69 (.629)
TOTAL w/ BOWLS	1,168	904-262-2	.775	

MOST PLAYED SEC RIVALRIES

GAMES	SERIES	SERIES RECORD	FIRST GAME	LAST GAME
119	Auburn vs. Georgia	Georgia 56-55-8	1892	2015
112	Ole Miss vs. Mississippi State	Ole Miss 63-43-6	1901	2015
111	Kentucky vs. Tennessee	Tennessee 78-24-9	1893	2015
#	Tennessee vs. Vanderbilt	(see below)	1896	2015
109	LSU vs. Mississippi State	LSU 72-34-3	1896	2015
108	Georgia vs. Georgia Tech	Georgia 65-38-5***	1893	2015
104	LSU vs. Ole Miss	LSU 59-41-4	1894	2015
100	Alabama vs. Mississippi State	Alabama 80-17-3	1896	2015
98	Alabama vs. Tennessee	Alabama 53-37-8	1901	2015
96	LSU vs. Tulane	LSU 67-22-7**	1893	2009
92	Auburn vs. Georgia Tech	Auburn 47-41-4*	1892	2005
##	Florida vs. Georgia	(see below)	1904/1915	2015
90	Ole Miss vs. Vanderbilt	Ole Miss 50-38-2	1894	2015
89	Auburn vs. Mississippi State	Auburn 61-26-2	1905	2015
88	Kentucky vs. Vanderbilt	Tied 42-42-4	1896	2015
83	Alabama vs. Vanderbilt	Alabama 61-18-4	1903	2011
83	Auburn vs. Florida	Auburn 43-38-2	1912	2011
80	Alabama vs. Auburn	Alabama 44-35-1	1893	2015
79	&Alabama vs. LSU	Alabama 50-25-5	1895	2015
70	Ole Miss vs. Tulane	Ole Miss 42-28	1893	2012
67	Alabama vs. Georgia	Alabama 38-25-4	1895	2015
65	Ole Miss vs. Tennessee	Tennessee 45-19-1	1902	2014

Note: List includes all games played through the 2014 season between teams that were at one time members of the SEC.

Disagreement in series record. Tennessee records show 109 games (75-29-5 Tennessee), while Vanderbilt records show 110 games (75-30-5 Tennessee). Game in question is 1918. Tennessee records show no official varsity teams fielded in 1917-18.

Disagreement in series record. Florida records show 93 games (49-42-2 Georgia), while Georgia records show 94 games (50-42-2 Georgia). Game in question is 1904. Florida records show the school fielded its first varsity football team in 1906.

* Since Georgia Tech withdrew from the SEC following the 1963 season, Auburn-Georgia Tech series record is 17-8 (Auburn).

** Since Tulane withdrew from the SEC following the 1965 season, LSU-Tulane series record is 28-4 (LSU).

*** Since Georgia Tech withdrew from the SEC following the 1963 season, Georgia-Georgia Tech series record is 35-12 (Georgia).

& Met twice during 2011: Once in regular season; once in BCS Championship Game.

LONGEST UNINTERRUPTED SEC RIVALRIES

GAMES	SERIES	FIRST GAME
100	Ole Miss-Mississippi State	from 1915**
96	Tennessee-Kentucky	from 1919**
96	Auburn-Georgia	from 1919**
91	Georgia-Georgia Tech	from 1925
75	Alabama-Tennessee	from 1944**

** - Neither team fielded a team in 1943 due to World War II.

MOST CONSECUTIVE WINS OVER AN SEC OPPONENT

GAMES	SERIES	LENGTH
26	Tennessee over Kentucky	1985-2010
22	Alabama over Mississippi State	1958-1979
22	Tennessee over Vanderbilt	1983-2004
19	Vanderbilt over Ole Miss	1894-1938
17	LSU over Tulane	1956-1972



RECORDS AND RESULTS

ALABAMA • ARKANSAS • AUBURN • FLORIDA • GEORGIA • KENTUCKY • LSU • OLE MISS

YEAR-BY-YEAR NON-CONFERENCE RECORD

(* - Does not include bowl games)

YEAR	WON	LOST	TIE	PCT.
1933	37	13	4	.722
1934	35	17	2	.667
1935	40	15	1	.723
1936	39	14	6	.712
1937	38	14	4	.714
1938	36	18	0	.667
1939	45	14	2	.754
1930s	270	105	19	.709
1940	46	18	0	.719
1941	46	13	0	.780
1942	44	10	3	.798
1943	22	7	0	.759
1944	30	13	1	.693
1945	33	17	0	.660
1946	39	12	1	.760
1947	40	13	1	.750
1948	32	7	4	.791
1949	27	13	4	.659
1940s	359	123	14	.738
1950	37	12	2	.745
1951	37	9	1	.798
1952	38	9	1	.802
1953	31	17	1	.643
1954	27	15	2	.636
1955	31	10	1	.750
1956	28	9	3	.738
1957	22	9	2	.697
1958	33	10	0	.767
1959	36	7	1	.830
1950s	320	107	14	.741
1960	34	7	1	.821
1961	32	14	1	.691
1962	24	10	9	.663
1963	29	11	2	.714
1964	28	13	1	.679
1965	30	15	1	.663
1966	29	13	2	.682
1967	24	17	2	.581
1968	31	12	1	.716
1969	36	13	0	.735
1960s	297	125	20	.695
1970	35	14	1	.710
1971	41	9	0	.820
1972	33	11	0	.750
1973	34	11	3	.740
1974	43	11	3	.781
1975	32	21	1	.602
1976	30	31	1	.587
1977	26	22	1	.541
1978	31	20	2	.604
1979	23	29	1	.443
1970s	328	169	13	.656

YEAR	WON	LOST	TIE	PCT.
1980	34	20	0	.630
1981	32	22	1	.591
1982	38	18	1	.675
1983	38	16	3	.693
1984	38	15	3	.705
1985	40	10	5	.773
1986	40	15	2	.719
1987	38	17	2	.684
1988	27	18	0	.600
1989	30	10	0	.750
1980s	356	161	17	.683
1990	25	15	1	.623
1991	32	8	0	.800
1992	27	9	0	.750
1993	28	7	1	.792
1994	27	8	1	.764
1995	29	7	0	.806
1996	27	9	0	.750
1997	32	4	0	.889
1998	27	9	0	.750
1999	28	8	0	.778
1990s	282	84	3	.768
2000	27	9	0	.750
2001	29	7	0	.806
2002	37	12	0	.755
2003	31	15	0	.674
2004	25	11	0	.694
2005	27	9	0	.750
2006	41	7	0	.824
2007	40	8	0	.825
2008	37	11	0	.771
2009	42	6	0	.875
2000s	336	95	0	.780
2010	41	7	0	.854
2011	42	6	0	.875
2012	48	8	0	.857
2013	47	9	0	.839
2014	48	7	0	.873
2015	45	10	0	.818
2010s	271	47	0	.852

NON-CONFERENCE RECORD SINCE 2000

The Southeastern Conference has the nation's top non-conference winning percentage (including bowl games) since 2000. The SEC is 616-144 (.811) against non-conference foes since 2000. In the regular season, the SEC has the top winning percentage (.810). Since 2000, the SEC has more bowl appearances (141) and bowl wins (88) than any other conference. The schools that currently comprise the SEC have appeared in 435 bowls (including 2015-16). That is by far the most of any conference in the nation. From 2006-2013, the SEC posted a 10-6 record in BCS bowl games, more wins and a higher winning percentage (.625) than any other conference. One of the six losses was the 2012 BCS Championship Game versus another league member.

RECORDS AND RESULTS



MISSISSIPPI STATE • MISSOURI • SOUTH CAROLINA • TENNESSEE • TEXAS A&M • VANDERBILT

SEC FOOTBALL CHAMPIONS

YEAR	CHAMPION	SEC	OVERALL	COACH
1933	Alabama	5-0-1	7-1-1	Frank Thomas
1934	Tulane	8-0	10-1	Ted Cox
	Alabama	7-0	10-0	Frank Thomas
1935	LSU	5-0	9-2	Bernie Moore
1936	LSU	6-0	9-1-1	Bernie Moore
1937	Alabama	6-0	9-1	Frank Thomas
1938	Tennessee	7-0	11-0	Bob Neyland
1939	Tennessee	6-0	10-1	Bob Neyland
	Georgia Tech	6-0	8-2	Bill Alexander
	Tulane	5-0	8-1-1	"Red" Dawson
1940	Tennessee	5-0	10-1	Bob Neyland
1941	Mississippi State	4-0-1	8-1-1	Allyn McKeen
1942	Georgia	6-1	11-1	Wally Butts
1943	Georgia Tech	3-0	7-4	Bill Alexander
1944	Georgia Tech	4-0	9-2	Bill Alexander
1945	Alabama	6-0	10-0	Frank Thomas
1946	Georgia	5-0	11-0	Wally Butts
	Tennessee	5-0	9-2	Bob Neyland
1947	Ole Miss	6-1	9-2	John Vaught
1948	Georgia	6-0	9-2	Wally Butts
1949	Tulane	5-1	7-2-1	Henry Frnka
1950	Kentucky	5-1	11-1	Paul Bryant
1951	Georgia Tech	7-0	11-0-1	Bobby Dodd
	*Tennessee	5-0	10-1	Bob Neyland
1952	Georgia Tech	6-0	12-0	Bobby Dodd
1953	Alabama	4-0-3	6-3-3	Red Drew
1954	Ole Miss	5-1	9-2	John Vaught
1955	Ole Miss	5-1	10-1	John Vaught
1956	Tennessee	6-0	10-1	Bowden Wyatt
1957	*Auburn	7-0	10-0	Ralph Jordan
1958	*LSU	6-0	11-0	Paul Dietzel
1959	Georgia	7-0	10-1	Wally Butts
1960	*Ole Miss	5-0-1	10-0-1	John Vaught
1961	*Alabama	7-0	11-0	Paul Bryant
	LSU	6-0	10-1	Paul Dietzel
1962	Ole Miss	6-0	10-0	John Vaught
1963	Ole Miss	5-0-1	7-1-2	John Vaught
1964	*Alabama	8-0	10-1	Paul Bryant
1965	*Alabama	6-1-1	9-1-1	Paul Bryant
1966	Alabama	6-0	11-0	Paul Bryant
	Georgia	6-0	10-1	Vince Dooley
1967	Tennessee	6-0	9-2	Doug Dickey
1968	Georgia	5-0-1	8-1-2	Vince Dooley
1969	Tennessee	5-1	9-2	Doug Dickey
1970	LSU	5-0	9-3	Charlie McClendon
1971	Alabama	7-0	11-1	Paul Bryant
1972	Alabama	7-1	10-2	Paul Bryant
1973	*Alabama	8-0	11-1	Paul Bryant
1974	Alabama	6-0	11-1	Paul Bryant
1975	Alabama	6-0	11-1	Paul Bryant
1976	Georgia	5-1	10-2	Vince Dooley
	Kentucky	5-1	9-3	Fran Curci
1977	Alabama	7-0	11-1	Paul Bryant
1978	*Alabama	6-0	11-1	Paul Bryant
1979	*Alabama	6-0	12-0	Paul Bryant
1980	*Georgia	6-0	12-0	Vince Dooley
1981	Georgia	6-0	10-2	Vince Dooley
	Alabama	6-0	9-2-1	Paul Bryant
1982	Georgia	6-0	11-1	Vince Dooley
1983	Auburn	6-0	11-1	Pat Dye
1984	Vacated			
1985	Tennessee	5-1	9-1-2	Johnny Majors
1986	LSU	5-1	9-3	Bill Arnsparger
1987	Auburn	5-0-1	9-1-2	Pat Dye
1988	Auburn	6-1	10-2	Pat Dye
	LSU	6-1	8-4	Mike Archer
1989	Alabama	6-1	10-2	Bill Curry
	Tennessee	6-1	11-1	Johnny Majors
	Auburn	6-1	10-2	Pat Dye
1990	Tennessee	5-1-1	9-2-2	Johnny Majors
1991	Florida	7-0	10-2	Steve Spurrier
1992	*Alabama	8-0	13-0	Gene Stallings
1993	Florida	7-1	11-2	Steve Spurrier
1994	Florida	7-1	10-2-1	Steve Spurrier
1995	Florida	8-0	12-1	Steve Spurrier
1996	*Florida	8-0	12-1	Steve Spurrier
1997	Tennessee	7-1	11-2	Phillip Fulmer
1998	*Tennessee	8-0	13-0	Phillip Fulmer
1999	Alabama	7-1	10-3	Mike DuBose

YEAR	CHAMPION	SEC	OVERALL	COACH
2000	Florida	7-1	10-3	Steve Spurrier
2001	LSU	5-3	10-3	Nick Saban
2002	Georgia	7-1	13-1	Mark Richt
2003	*LSU	7-1	13-1	Nick Saban
2004	Auburn	8-0	13-0	Tommy Tuberville
2005	Georgia	6-2	10-3	Mark Richt
2006	*Florida	7-1	13-1	Urban Meyer
2007	*LSU	6-2	12-2	Les Miles
2008	*Florida	7-1	13-1	Urban Meyer
2009	*Alabama	8-0	14-0	Nick Saban
2010	*Auburn	8-0	14-0	Gene Chizik
2011	LSU	8-0	13-1	Les Miles
2012	*Alabama	7-1	13-1	Nick Saban
2013	Auburn	7-1	12-2	Gus Malzahn
2014	Alabama	7-1	12-2	Nick Saban
2015	*Alabama	7-1	14-1	Nick Saban

*National Champion NOTE: Overall records include bowl games

CHAMPIONSHIPS BY SCHOOL

Alabama	25	('33-34-37-45-53-61-64-65-66-71-72-73-74-75-77-78-79-81-89-92-99-09-12-14-15)
Tennessee	13	('38-39-40-46-51-56-67-69-85-89-90-97-98)
Georgia	12	('42-46-48-59-66-68-76-80-81-82-02-05)
LSU	11	('35-36-58-61-70-86-88-2001-03-07-11)
Florida	8	('91-93-94-95-96-2000-06-08)
Auburn	8	('57-83-87-88-89-04-10-13)
Ole Miss	6	('47-54-55-60-62-63)
# Georgia Tech	5	('39-43-44-51-52)
#Tulane	3	('34-39-49)
Kentucky	2	('50-76)
Mississippi State	1	('41)

Denotes former member of the SEC

SEC CHAMPIONSHIP COACHES

Paul Bryant (14)	Kentucky (1) 1950; Alabama (13) 1961-64-65-66-71-72-73-74-75-77-78-79-81
Johnny Vaught (6)	Ole Miss 1947-54-55-60-62-63
Vince Dooley (6)	Georgia 1966-68-76-80-81-82
Steve Spurrier (6)	Florida 1991-93-94-95-96-2000
Nick Saban (6)	LSU 2001-03; Alabama 2009-12-14-15
Bob Neyland (5)	Tennessee 1938-39-40-46-51
Frank Thomas (4)	Alabama 1933-34-37-45
Wally Butts (4)	Georgia 1942-46-48-59
Pat Dye (4)	Auburn 1983-87-88-89
Bill Alexander (3)	Georgia Tech 1939-43-44
Johnny Majors (3)	Tennessee 1985-89-90
Les Miles (2)	LSU 2007-11
Phillip Fulmer (2)	Tennessee 1997-98
Urban Meyer (2)	Florida 2006-08
Bernie Moore (2)	LSU 1935-36
Bobby Dodd (2)	Georgia Tech 1951-52
Paul Dietzel (2)	LSU 1958-61
Doug Dickey (2)	Tennessee 1967-69
Mark Richt (2)	Georgia 2002-05
Ted Cox (1)	Tulane 1934
Red Dawson (1)	Tulane 1939
Allyn McKeen (1)	Mississippi State 1941
Henry Frnka (1)	Tulane 1949
Red Drew (1)	Alabama 1953
Bowden Wyatt (1)	Tennessee 1956
Ralph Jordan (1)	Auburn 1957
Charlie McClendon (1)	LSU 1970
Fran Curci (1)	Kentucky 1976
Bill Arnsparger (1)	LSU 1986
Mike Archer (1)	LSU 1988
Bill Curry (1)	Alabama 1989
Gene Stallings (1)	Alabama 1992
Mike DuBose (1)	Alabama 1999
Tommy Tuberville (1)	Auburn 2004
Gene Chizik (1)	Auburn 2010
Gus Malzahn (1)	Auburn 2013



RECORDS AND RESULTS

ALABAMA • ARKANSAS • AUBURN • FLORIDA • GEORGIA • KENTUCKY • LSU • OLE MISS

SEC ANNUAL FOOTBALL STANDINGS

Regular-Season Games only reflected in standings from 1933-2001 / * - Indicates Tie for Conference or Division Title / # - Not Eligible for Title

1933						
School	Conference			Overall		
	W-L-T	Pct.	Pts.	Opp.	W-L-T	Pts.
Alabama	5-0-1	.917	69	15	7-1-1	130
LSU	3-0-2	.800	73	20	7-0-3	176
Georgia	3-1-0	.750	53	33	8-2-0	148
Tennessee	5-2-0	.714	134	37	7-3-0	176
Tulane	4-2-1	.643	127	55	6-3-1	160
Auburn	2-2-0	.500	40	43	5-5-0	133
Ole Miss	2-2-1	.500	78	66	6-3-2	167
Vanderbilt	2-2-2	.500	56	74	4-3-3	126
Florida	2-3-0	.400	58	53	5-3-1	114
Kentucky	2-3-0	.400	14	87	5-5-0	91
Georgia Tech	2-5-0	.286	62	55	5-5-0	117
Mississippi State	1-5-1	.214	39	143	3-6-1	69
Sewanee	0-6-0	.000	36	158	3-6-0	75

1938						
School	Conference			Overall		
	W-L-T	Pct.	Pts.	Opp.	W-L-T	Pts.
Tennessee	7-0-0	1.000	167	9	10-0-0	276
Alabama	4-1-1	.750	82	33	7-1-1	149
Tulane	4-1-1	.750	107	9	7-2-1	211
Ole Miss	3-2-0	.600	85	73	9-2-0	232
Georgia Tech	2-1-3	.583	47	51	3-4-3	72
Vanderbilt	4-3-0	.571	54	49	6-3-0	86
Florida	2-2-1	.500	25	54	4-6-1	112
Auburn	3-3-1	.500	84	49	4-5-1	110
Georgia	1-2-1	.375	39	57	5-4-1	145
LSU	2-4-0	.333	58	83	6-4-0	160
Mississippi State	1-4-0	.200	41	98	4-6-0	123
Kentucky	0-4-0	.000	31	105	2-7-0	150
Sewanee	0-6-0	.000	9	159	1-8-0	59

1934						
School	Conference			Overall		
	W-L-T	Pct.	Pts.	Opp.	W-L-T	Pts.
*Tulane	8-0-0	1.000	148	49	9-1-0	195
*Alabama	7-0-0	1.000	223	32	9-0-0	287
Tennessee	5-1-0	.833	98	32	8-2-0	175
LSU	4-2-0	.667	133	41	7-2-2	172
Georgia	3-2-0	.600	51	33	7-3-0	141
Vanderbilt	4-3-0	.571	66	94	6-3-0	105
Florida	2-2-1	.500	52	74	6-3-1	113
Ole Miss	2-3-1	.417	39	78	4-5-1	114
Kentucky	1-3-0	.250	30	73	5-5-0	123
Auburn	1-6-0	.143	37	87	2-8-0	58
Sewanee	0-4-0	.000	12	105	2-7-0	40
Mississippi State	0-5-0	.000	6	94	4-6-0	79
Georgia Tech	0-6-0	.000	42	125	1-9-0	56

1939						
School	Conference			Overall		
	W-L-T	Pct.	Pts.	Opp.	W-L-T	Pts.
Tennessee	6-0-0	1.000	120	0	10-0-0	212
Georgia Tech	6-0-0	1.000	74	25	7-2-0	129
Tulane	5-0-0	1.000	128	26	8-0-1	181
Mississippi State	3-2-0	.600	47	32	8-2-0	216
Ole Miss	2-2-0	.500	40	50	7-2-0	230
Kentucky	2-2-1	.500	47	58	6-2-1	161
Auburn	3-3-1	.500	48	40	5-5-1	71
Alabama	2-3-1	.417	53	47	5-3-1	101
Georgia	1-3-0	.250	12	35	5-6-0	113
LSU	1-5-0	.167	58	109	4-5-0	111
Vanderbilt	1-6-0	.143	57	120	2-7-1	96
Florida	0-3-1	.125	16	48	5-5-1	78
Sewanee	0-3-0	.000	7	117	3-5-0	43

1935						
School	Conference			Overall		
	W-L-T	Pct.	Pts.	Opp.	W-L-T	Pts.
LSU	5-0-0	1.000	95	15	9-1-0	221
Vanderbilt	5-1-0	.833	103	42	7-3-0	179
Ole Miss	3-1-0	.750	87	26	9-2-0	292
Auburn	5-2-0	.714	118	39	8-2-0	201
Alabama	4-2-0	.667	106	48	6-2-1	185
Tulane	3-3-0	.500	85	97	6-4-0	156
Kentucky	3-3-0	.500	80	68	5-4-0	167
Georgia Tech	3-4-0	.429	123	123	5-5-0	162
Mississippi State	2-3-0	.400	73	63	8-3-0	190
Tennessee	2-3-0	.400	34	84	4-5-0	98
Georgia	2-4-0	.333	54	81	6-4-0	169
Florida	1-6-0	.143	51	134	3-7-0	113
Sewanee	0-6-0	.000	0	189	2-7-0	15

1940						
School	Conference			Overall		
	W-L-T	Pct.	Pts.	Opp.	W-L-T	Pts.
Tennessee	5-0-0	1.000	122	12	10-0-0	319
Mississippi State	4-0-1	.900	88	21	9-0-1	233
Ole Miss	3-1-0	.750	60	46	9-2-0	251
Alabama	4-2-0	.667	89	80	7-2-0	166
Auburn	3-2-1	.583	89	70	6-4-1	170
LSU	3-3-0	.500	55	82	6-4-0	139
Georgia	2-3-1	.417	82	106	5-4-1	209
Florida	2-3-0	.400	48	81	5-5-0	136
Kentucky	1-2-2	.400	40	79	5-3-2	190
Tulane	1-3-0	.250	41	60	5-5-0	144
Vanderbilt	1-5-1	.214	55	91	3-6-1	101
Georgia Tech	1-5-0	.167	72	93	3-7-0	139
Sewanee	0-1-0	.000	0	20	3-5-0	132

1936						
School	Conference			Overall		
	W-L-T	Pct.	Pts.	Opp.	W-L-T	Pts.
LSU	6-0-0	1.000	143	13	9-0-1	281
Alabama	5-0-1	.917	89	29	8-0-1	168
Auburn	4-1-1	.750	58	44	7-2-2	160
Tennessee	3-1-2	.667	79	25	6-2-2	147
Mississippi State	3-2-0	.600	101	25	7-2-1	220
Georgia	3-3-0	.500	74	133	5-4-1	115
Georgia Tech	3-3-1	.500	164	63	5-5-1	251
Tulane	2-3-1	.417	73	91	6-3-1	163
Vanderbilt	1-3-1	.300	33	59	3-5-1	115
Kentucky	1-3-0	.250	13	55	6-4-0	179
Florida	1-5-0	.167	40	98	4-6-0	99
Ole Miss	0-3-1	.125	12	46	5-5-2	150
Sewanee	0-5-0	.000	13	211	0-6-1	20

1941						
School	Conference			Overall		
	W-L-T	Pct.	Pts.	Opp.	W-L-T	Pts.
Mississippi State	4-0-1	.900	40	7	8-1-1	191
Tennessee	3-1-0	.750	61	29	8-2-0	182
Alabama	5-2-0	.714	105	51	8-2-0	234
Georgia	3-1-1	.700	75	44	8-1-1	279
Ole Miss	2-1-1	.625	47	45	6-2-1	131
Vanderbilt	3-2-0	.600	81	82	8-2-0	260
LSU	2-2-2	.500	54	40	4-4-2	119
Tulane	2-3-0	.400	93	72	5-4-0	220
Georgia Tech	2-4-0	.333	62	96	3-6-0	82
Florida	1-3-0	.250	24	42	4-6-0	149
Auburn	0-4-1	.100	28	88	4-5-1	123
Kentucky	0-4-0	.000	35	109	5-4-0	151

1937						
School	Conference			Overall		
	W-L-T	Pct.	Pts.	Opp.	W-L-T	Pts.
Alabama	6-0-0	1.000	145	20	9-0-0	225
LSU	5-1-0	.833	108	21	9-1-0	234
Auburn	4-1-2	.714	95	23	5-2-3	121
Vanderbilt	4-2-0	.667	80	36	7-2-0	121
Mississippi State	3-2-0	.600	42	94	5-4-1	119
Georgia Tech	3-2-1	.583	64	34	6-3-1	177
Tennessee	4-3-0	.571	130	47	6-3-1	189
Florida	3-4-0	.429	46	59	4-7-0	86
Tulane	2-3-1	.417	66	50	5-4-1	164
Georgia	1-2-2	.400	13	50	6-3-2	151
Ole Miss	0-4-0	.000	14	68	4-5-1	127
Kentucky	0-5-0	.000	0	104	4-6-0	93
Sewanee	0-6-0	.000	7	204	2-7-0	78

1942						
School	Conference			Overall		
	W-L-T	Pct.	Pts.	Opp.	W-L-T	Pts.
Georgia	6-1-0	.857	238	56	10-1-0	367
Georgia Tech	4-1-0	.800	89	48	9-1-0	212
Tennessee	4-1-0	.800	85	15	8-1-1	245
Mississippi State	5-2-0	.714	188	62	8-2-0	200
Alabama	4-2-0	.667	80	41	7-3-0	209
LSU	3-2-0	.600	62	70	7-3-0	192
Auburn	3-3-0	.500	79	60	6-4-1	174
Vanderbilt	2-4-0	.333	61	113	6-4-0	232
Florida	1-3-0	.250	25	121	3-7-0	106
Tulane	1-4-0	.200	47	113	4-5-0	121
Kentucky	0-5-0	.000	19	101	3-6-1	155
Ole Miss	0-5-0	.000	33	136	2-7-0	132

RECORDS AND RESULTS



MISSISSIPPI STATE • MISSOURI • SOUTH CAROLINA • TENNESSEE • TEXAS A&M • VANDERBILT

1943								
School	Conference				Overall			
	W-L-T	Pct.	Pts.	Opp.	W-L-T	Pts.	Opp.	
Georgia Tech	3-0-0	1.000	123	7	7-3-0	280	124	
Tulane	1-1-0	.500	27	33	3-3-0	92	94	
LSU	2-2-0	.500	68	102	5-3-0	143	144	
Georgia	0-3-0	.000	33	109	6-4-0	264	153	
Vanderbilt	0-0-0	.000	0	0	5-0-0	145	33	

1944								
School	Conference				Overall			
	W-L-T	Pct.	Pts.	Opp.	W-L-T	Pts.	Opp.	
Georgia Tech	4-0-0	1.000	119	13	8-2-0	241	75	
Tennessee	5-0-1	.917	120	27	7-0-1	173	48	
Georgia	4-2-0	.667	121	103	7-3-0	269	130	
Alabama	3-1-2	.667	128	47	5-1-2	246	54	
Mississippi State	3-2-0	.600	73	59	6-2-0	219	79	
LSU	2-3-1	.417	79	80	2-5-1	92	101	
Ole Miss	2-3-0	.400	59	95	2-6-0	77	178	
Tulane	1-2-0	.333	29	72	4-3-0	113	125	
Kentucky	1-5-0	.167	59	134	3-6-0	125	147	
Florida	0-3-0	.000	18	104	4-3-0	106	136	
Auburn	0-4-0	.000	47	118	4-4-0	181	137	
Vanderbilt	0-0-0	.000	0	0	3-0-1	67	23	

1945								
School	Conference				Overall			
	W-L-T	Pct.	Pts.	Opp.	W-L-T	Pts.	Opp.	
Alabama	6-0-0	1.000	265	60	9-0-0	396	66	
Tennessee	3-1-0	.750	100	25	8-1-0	238	52	
LSU	5-2-0	.714	172	80	7-2-0	245	92	
Georgia	4-2-0	.667	164	66	8-2-0	294	94	
Ole Miss	3-3-0	.500	68	112	4-5-0	100	183	
Georgia Tech	2-2-0	.500	68	56	4-6-0	157	165	
Mississippi State	2-3-0	.400	79	96	6-3-0	221	108	
Auburn	2-3-0	.400	46	89	5-5-0	172	129	
Vanderbilt	2-4-0	.333	40	175	3-6-0	71	215	
Florida	1-3-1	.300	32	79	4-5-1	155	100	
Tulane	1-3-1	.300	41	113	2-6-1	93	212	
Kentucky	0-5-0	.000	38	162	2-8-0	96	217	

1946								
School	Conference				Overall			
	W-L-T	Pct.	Pts.	Opp.	W-L-T	Pts.	Opp.	
Georgia	5-0-0	1.000	151	34	10-0-0	372	100	
Tennessee	5-0-0	1.000	57	29	9-1-0	175	89	
LSU	5-1-0	.833	140	101	9-1-0	240	123	
Georgia Tech	4-2-0	.667	128	75	8-2-0	243	108	
Mississippi State	3-2-0	.600	80	44	8-2-0	271	71	
Alabama	4-3-0	.571	85	84	7-4-0	186	110	
Vanderbilt	3-4-0	.429	66	43	5-4-0	108	43	
Kentucky	2-3-0	.400	50	69	7-3-0	233	97	
Tulane	2-4-0	.333	106	110	3-7-0	179	209	
Auburn	1-5-0	.167	53	164	4-6-0	132	210	
Ole Miss	1-6-0	.143	61	130	2-7-0	76	144	
Florida	0-5-0	.000	46	140	0-9-0	104	264	

1947								
School	Conference				Overall			
	W-L-T	Pct.	Pts.	Opp.	W-L-T	Pts.	Opp.	
Ole Miss	6-1-0	.857	157	82	8-2-0	256	101	
Georgia Tech	4-1-0	.800	88	21	9-1-0	220	35	
Alabama	5-2-0	.714	122	61	8-2-0	203	74	
Mississippi State	2-2-0	.500	54	54	7-3-0	169	89	
Georgia	3-3-0	.500	104	81	7-4-0	192	115	
Vanderbilt	3-3-0	.500	72	58	6-4-0	182	85	
Tulane	2-3-2	.429	88	100	2-5-2	94	192	
LSU	2-3-1	.417	95	121	5-3-1	149	161	
Kentucky	2-3-0	.400	53	40	7-3-0	151	59	
Tennessee	2-3-0	.400	38	93	5-5-0	164	152	
Auburn	1-5-0	.167	33	151	2-7-0	78	204	
Florida	0-3-1	.125	33	75	4-5-1	125	156	

1948								
School	Conference				Overall			
	W-L-T	Pct.	Pts.	Opp.	W-L-T	Pts.	Opp.	
Georgia	6-0-0	1.000	175	51	9-1-0	278	100	
Ole Miss	6-1-0	.857	160	73	8-1-0	226	93	
Tulane	5-1-0	.833	124	40	9-1-0	207	60	
Vanderbilt	4-2-1	.643	170	67	8-2-1	328	73	
Georgia Tech	4-3-0	.571	126	62	7-3-0	226	69	
Alabama	4-4-1	.500	153	164	6-4-1	228	170	
Mississippi State	3-3-0	.500	62	59	4-4-1	103	87	
Tennessee	2-3-1	.417	59	77	4-4-2	140	98	
Kentucky	1-3-1	.300	60	96	5-3-2	199	128	
Florida	1-5-0	.167	78	153	5-5-0	213	206	
LSU	1-5-0	.167	52	178	3-7-0	99	271	
Auburn	0-7-0	.000	29	228	1-8-1	68	262	

1949								
School	Conference				Overall			
	W-L-T	Pct.	Pts.	Opp.	W-L-T	Pts.	Opp.	
Tulane	5-1-0	.833	155	61	7-2-1	251	142	
Kentucky	4-1-0	.800	126	6	9-2-0	304	53	
Tennessee	4-1-1	.750	97	64	7-2-1	214	104	
Georgia Tech	5-2-0	.714	134	99	7-3-0	197	129	
LSU	4-2-0	.667	122	53	8-2-0	231	74	
Alabama	4-3-1	.563	145	96	6-3-1	227	130	
Vanderbilt	4-4-0	.500	144	170	5-5-0	177	183	
Auburn	2-4-2	.375	114	168	2-4-3	134	188	
Ole Miss	2-4-0	.333	107	151	4-5-1	246	243	
Florida	1-4-1	.250	86	156	4-5-1	180	218	
Georgia	1-4-1	.250	47	94	4-6-1	177	134	
Mississippi State	0-6-0	.000	25	184	0-8-1	38	224	

1950								
School	Conference				Overall			
	W-L-T	Pct.	Pts.	Opp.	W-L-T	Pts.	Opp.	
Kentucky	5-1-0	.833	157	48	10-1-0	380	62	
Tennessee	4-1-0	.800	99	16	10-1-0	315	57	
Alabama	6-2-0	.750	214	101	9-2-0	328	107	
Tulane	3-1-1	.700	118	66	6-2-1	260	97	
Georgia Tech	4-2-0	.667	89	95	5-6-0	182	193	
Georgia	3-2-1	.583	65	44	6-2-3	158	65	
Mississippi State	3-4-0	.429	95	123	4-5-0	169	137	
LSU	2-3-2	.429	107	88	4-5-2	165	151	
Vanderbilt	3-4-0	.429	128	178	7-4-0	252	216	
Florida	2-4-0	.333	90	137	5-5-0	157	181	
Ole Miss	1-5-0	.167	75	169	5-5-0	207	183	
Auburn	0-7-0	.000	17	189	0-10-0	31	255	

1951								
School	Conference				Overall			
	W-L-T	Pct.	Pts.	Opp.	W-L-T	Pts.	Opp.	
Georgia Tech	7-0-0	1.000	175	41	10-0-1	278	76	
Tennessee	5-0-0	1.000	150	61	10-0-0	373	88	
LSU	4-2-1	.643	63	71	7-3-1	128	111	
Ole Miss	4-2-1	.643	181	130	6-3-1	254	157	
Kentucky	3-3-0	.500	102	68	7-4-0	294	114	
Auburn	3-4-0	.429	101	164	5-5-0	180	212	
Vanderbilt	3-5-0	.375	147	167	6-5-0	201	195	
Alabama	3-5-0	.375	116	140	5-6-0	263	188	
Georgia	2-4-0	.333	73	97	5-5-0	176	184	
Florida	2-4-0	.333	88	96	5-5-0	174	131	
Mississippi State	2-5-0	.286	23	107	4-5-0	82	127	
Tulane	1-5-0	.167	40	117	4-6-0	143	172	

*APPOINTED CONFERENCE GAMES

While the SEC rule requiring six football games with member schools was in effect, 16 games with outside schools were appointed to serve as conference games to avoid a violation for the members. The won-lost records of these games are included in the annual conference standings, but the results are not included in the conference point totals.

- 1954 - Ole Miss vs. Arkansas, 0-6
- 1958 - Ole Miss vs. Houston, 56-7
- 1964 - Tulane vs. Miami, 0-21
- 1965 - Georgia vs. Clemson, 23-9
- Tennessee vs. S. Carolina, 24-3

- 1966 - Florida vs. Tulane, 31-10
- Georgia vs. N. Carolina, 28-3
- LSU vs. Tulane, 21-7
- Tennessee vs. S. Carolina, 29-17
- Vanderbilt vs. Tulane, 12-13
- 1967 - Georgia vs. Clemson, 24-17
- Vanderbilt vs. Tulane, 14-27

- 1968 - Florida vs. Tulane, 24-3
- LSU vs. TCU, 10-7
- LSU vs. Tulane, 34-10
- Mississippi State vs. Tex. Tech, 28-28
- Vanderbilt vs. Tulane, 21-7



RECORDS AND RESULTS

ALABAMA • ARKANSAS • AUBURN • FLORIDA • GEORGIA • KENTUCKY • LSU • OLE MISS

School	1952 Conference			Overall		
	W-L-T	Pct.	Pts. Opp.	W-L-T	Pts.	Opp.
Georgia Tech.....	6-0-0	1.000	124 26	11-0-0	301	52
Tennessee.....	5-0-1	.917	142 36	8-1-1	259	63
Ole Miss.....	4-0-2	.833	122 69	8-0-2	237	96
Alabama.....	4-2-0	.667	121 85	9-2-0	264	133
Georgia.....	4-3-0	.571	108 131	7-4-0	226	208
Florida.....	3-3-0	.500	127 84	7-3-0	290	109
Mississippi State.....	3-4-0	.429	170 172	5-4-0	225	186
Tulane.....	3-5-0	.375	107 132	5-5-0	188	146
Kentucky.....	1-3-2	.333	75 121	5-4-2	161	173
LSU.....	2-5-0	.286	101 138	3-7-0	148	214
Vanderbilt.....	1-4-1	.250	55 145	3-5-2	151	199
Auburn.....	0-7-0	.000	75 188	2-8-0	139	208

School	1953 Conference			Overall		
	W-L-T	Pct.	Pts. Opp.	W-L-T	Pts.	Opp.
Alabama.....	4-0-3	.786	91 51	6-2-3	172	124
Georgia Tech.....	4-1-1	.750	140 44	8-2-1	246	92
Ole Miss.....	4-1-1	.750	129 62	7-2-1	236	113
Kentucky.....	4-1-1	.750	137 89	7-2-1	201	116
Auburn.....	4-2-1	.643	136 99	7-2-1	257	138
Mississippi State.....	3-1-3	.643	121 80	5-2-3	196	219
Tennessee.....	3-2-1	.583	95 80	6-4-1	240	153
LSU.....	2-3-3	.438	123 138	5-3-3	194	159
Florida.....	1-3-2	.333	69 79	3-5-2	200	113
Vanderbilt.....	1-5-0	.167	59 172	3-7-0	131	258
Georgia.....	1-5-0	.167	71 149	3-8-1	155	250
Tulane.....	0-7-0	.000	68 196	1-8-1	129	228

School	1954 Conference			Overall		
	W-L-T	Pct.	Pts. Opp.	W-L-T	Pts.	Opp.
*Ole Miss.....	5-1-0	.833	119 29	9-1-0	283	47
Georgia Tech.....	6-2-0	.750	145 63	7-3-0	175	91
Florida.....	5-2-0	.714	94 66	5-5-0	115	128
Kentucky.....	5-2-0	.714	90 95	7-3-0	151	125
Georgia.....	3-2-1	.583	40 69	6-3-1	89	89
Auburn.....	3-3-0	.500	124 54	7-3-0	243	73
Mississippi State.....	3-3-0	.500	58 47	6-4-0	192	120
Alabama.....	3-3-2	.500	74 74	4-5-2	123	104
LSU.....	2-5-0	.286	66 115	5-6-0	125	173
Tulane.....	1-6-1	.188	26 124	1-6-3	46	144
Vanderbilt.....	1-5-0	.167	68 91	2-7-0	134	169
Tennessee.....	1-5-0	.167	39 116	4-6-0	105	164

School	1955 Conference			Overall		
	W-L-T	Pct.	Pts. Opp.	W-L-T	Pts.	Opp.
Ole Miss.....	5-1-0	.833	135 73	9-1-0	251	97
Auburn.....	5-1-1	.786	123 92	8-1-1	211	98
Georgia Tech.....	4-1-1	.750	87 33	8-1-1	182	46
Tennessee.....	3-2-1	.583	74 57	6-3-1	188	92
Vanderbilt.....	4-3-0	.571	123 66	7-3-0	215	73
Mississippi State.....	4-4-0	.500	120 135	6-4-0	173	142
Kentucky.....	3-3-1	.500	89 108	6-3-1	178	131
Tulane.....	3-3-1	.500	101 94	5-4-1	163	136
LSU.....	2-3-1	.417	106 81	3-5-2	139	149
Florida.....	3-5-0	.375	77 119	4-6-0	111	126
Georgia.....	2-5-0	.286	91 123	4-6-0	173	170
Alabama.....	0-7-0	.000	36 181	0-10-0	48	256

School	1956 Conference			Overall		
	W-L-T	Pct.	Pts. Opp.	W-L-T	Pts.	Opp.
Tennessee.....	6-0-0	1.000	139 28	10-0-0	268	75
Georgia Tech.....	7-1-0	.875	211 26	9-1-0	227	33
Florida.....	5-2-0	.714	124 58	6-3-1	158	98
Ole Miss.....	4-2-0	.667	122 68	7-3-0	207	82
Auburn.....	4-3-0	.571	108 110	7-3-0	174	117
Kentucky.....	4-4-0	.500	72 105	6-4-0	119	105
Tulane.....	3-3-0	.500	56 83	6-4-0	124	123
Vanderbilt.....	2-5-0	.286	72 91	5-5-0	147	113
Alabama.....	2-5-0	.286	53 152	2-7-1	85	208
Mississippi State.....	2-5-0	.286	104 119	4-6-0	148	152
LSU.....	1-5-0	.167	50 158	3-7-0	104	197
Georgia.....	1-6-0	.143	30 143	3-6-1	66	162

School	1957 Conference			Overall		
	W-L-T	Pct.	Pts. Opp.	W-L-T	Pts.	Opp.
Auburn.....	7-0-0	1.000	90 7	10-0-0	207	28
Ole Miss.....	5-0-1	.917	128 26	8-1-1	232	52
Mississippi State.....	4-2-1	.643	118 81	6-2-1	175	100
Florida.....	4-2-1	.643	92 70	6-2-1	133	70
Tennessee.....	4-3-0	.571	82 62	7-3-0	161	75
Vanderbilt.....	3-3-1	.500	47 81	5-3-2	113	108
LSU.....	4-4-0	.500	126 76	5-5-0	159	110
Georgia Tech.....	3-4-1	.438	62 71	4-4-2	75	71
Georgia.....	3-4-0	.429	72 71	3-7-0	93	150
Tulane.....	1-5-0	.167	41 135	2-8-0	94	195
Alabama.....	1-6-1	.188	40 143	2-7-1	69	173
Kentucky.....	1-7-0	.125	48 120	3-7-0	128	127

School	1958 Conference			Overall		
	W-L-T	Pct.	Pts. Opp.	W-L-T	Pts.	Opp.
LSU.....	6-0-0	1.000	138 23	10-0-0	275	53
Auburn.....	6-0-1	.929	102 40	9-0-1	173	62
*Ole Miss.....	4-2-0	.667	83 46	8-2-0	215	65
Vanderbilt.....	2-1-3	.583	45 30	5-2-3	131	71
Tennessee.....	4-3-0	.571	64 77	4-6-0	77	122
Alabama.....	3-4-1	.438	63 69	5-4-1	106	75
Kentucky.....	3-4-1	.438	65 109	5-4-1	136	115
Florida.....	2-3-1	.417	66 56	6-3-1	171	93
Georgia Tech.....	2-3-1	.417	53 60	5-4-1	98	91
Georgia.....	2-4-0	.333	70 64	4-6-0	196	114
Tulane.....	1-5-0	.167	35 148	3-7-0	195	189
Mississippi State.....	1-6-0	.143	61 123	3-6-0	127	129

School	1959 Conference			Overall		
	W-L-T	Pct.	Pts. Opp.	W-L-T	Pts.	Opp.
Georgia.....	7-0-0	1.000	123 53	9-1-0	214	89
LSU.....	5-1-0	.833	79 23	9-1-0	164	29
Ole Miss.....	5-1-0	.833	184 21	9-1-0	329	21
Alabama.....	4-1-2	.714	65 45	7-1-2	95	52
Auburn.....	4-3-0	.571	90 33	7-3-0	174	58
Vanderbilt.....	3-2-2	.571	57 79	5-3-2	138	106
Georgia Tech.....	3-3-0	.500	76 69	6-4-0	129	107
Tennessee.....	3-4-1	.438	60 111	5-4-1	112	118
Florida.....	2-4-0	.333	60 62	5-4-1	169	107
Kentucky.....	1-6-0	.143	45 97	4-6-0	140	107
Tulane.....	0-5-1	.083	39 143	3-6-1	94	176
Mississippi State.....	0-7-0	.000	19 161	2-7-0	96	198

School	1960 Conference			Overall		
	W-L-T	Pct.	Pts. Opp.	W-L-T	Pts.	Opp.
Ole Miss.....	5-0-1	.917	138 37	9-0-1	266	64
Florida.....	5-1-0	.833	93 57	8-2-0	144	74
Alabama.....	5-1-1	.786	81 47	8-1-1	180	53
Auburn.....	5-2-0	.714	68 52	8-2-0	155	80
Tennessee.....	3-2-2	.571	85 58	6-2-2	209	79
Georgia.....	4-3-0	.571	88 95	6-4-0	174	118
Georgia Tech.....	4-4-0	.500	102 78	5-5-0	118	97
LSU.....	2-3-1	.417	42 37	5-4-1	105	50
Kentucky.....	2-4-1	.357	79 81	5-4-1	206	81
Tulane.....	1-4-1	.250	57 84	3-6-1	132	139
Mississippi State.....	0-5-1	.084	41 96	2-6-1	101	119
Vanderbilt.....	0-7-0	.000	7 159	3-7-0	74	193

School	1961 Conference			Overall		
	W-L-T	Pct.	Pts. Opp.	W-L-T	Pts.	Opp.
Alabama.....	7-0-0	1.000	178 15	10-0-0	287	22
LSU.....	6-0-0	1.000	143 27	9-1-0	234	50
Ole Miss.....	5-1-0	.833	176 33	9-1-0	326	40
Tennessee.....	4-3-0	.571	128 114	6-4-0	221	149
Georgia Tech.....	4-3-0	.571	90 43	7-3-0	162	50
Florida.....	3-3-0	.500	57 92	4-5-1	97	146
Auburn.....	3-4-0	.429	94 109	6-4-0	174	137
Kentucky.....	2-4-0	.333	81 101	5-5-0	138	123
Georgia.....	2-5-0	.286	60 128	3-7-0	84	177
Mississippi State.....	1-5-0	.167	34 112	5-5-0	111	135
Tulane.....	1-5-0	.167	20 175	2-8-0	60	225
Vanderbilt.....	1-6-0	.143	51 163	2-8-0	95	220

RECORDS AND RESULTS



MISSISSIPPI STATE • MISSOURI • SOUTH CAROLINA • TENNESSEE • TEXAS A&M • VANDERBILT

School	1962 Conference			Overall			
	W-L-T	Pct.	Pts.	W-L-T	Pts.	Opp.	
Ole Miss.....	6-0-0	1.000	117	9-0-0	230	40	
Alabama.....	6-1-0	.857	187	27	9-1-0	272	39
LSU.....	5-1-0	.833	113	25	8-1-1	162	34
Georgia Tech.....	5-2-0	.714	141	51	7-2-1	201	83
Florida.....	4-2-0	.667	106	74	6-4-0	204	132
Auburn.....	4-3-0	.571	88	134	6-3-1	173	168
Georgia.....	2-3-1	.417	68	123	3-4-3	109	174
Kentucky.....	2-3-1	.417	32	54	3-5-2	85	101
Mississippi State.....	2-5-0	.286	60	101	3-6-0	76	132
Tennessee.....	2-6-0	.250	108	120	4-6-0	179	134
Vanderbilt.....	1-6-0	.143	34	141	1-9-0	62	215
Tulane.....	0-7-0	.000	43	228	0-10-0	76	293

School	1963 Conference			Overall			
	W-L-T	Pct.	Pts.	W-L-T	Pts.	Opp.	
Ole Miss.....	5-0-1	.917	146	27	7-0-2	207	33
Auburn.....	6-1-0	.857	119	74	9-1-0	189	103
Alabama.....	6-2-0	.750	177	63	8-2-0	215	88
Mississippi State.....	4-1-2	.714	96	65	6-2-2	169	82
LSU.....	4-2-0	.667	78	57	7-3-0	135	98
Georgia Tech.....	4-3-0	.571	101	76	7-3-0	173	89
Florida.....	3-3-1	.500	61	71	6-3-1	130	120
Tennessee.....	3-5-0	.375	85	108	5-5-0	168	121
Georgia.....	2-4-0	.333	61	95	4-5-1	133	151
Vanderbilt.....	0-5-2	.143	23	113	1-7-2	73	146
Kentucky.....	0-5-1	.083	41	109	3-6-1	142	168
Tulane.....	0-6-1	.071	23	153	1-8-1	43	191

School	1964 Conference			Overall			
	W-L-T	Pct.	Pts.	W-L-T	Pts.	Opp.	
Alabama.....	8-0-0	1.000	188	60	10-0-0	233	67
Georgia.....	4-2-0	.667	52	59	6-3-1	123	98
Florida.....	4-2-0	.667	101	64	7-3-0	181	98
Kentucky.....	4-2-0	.667	95	97	5-5-0	150	194
LSU.....	4-2-1	.643	83	70	7-2-1	115	79
Auburn.....	3-3-0	.500	43	65	6-4-0	123	91
Ole Miss.....	2-4-1	.357	113	104	5-4-1	210	113
Mississippi State.....	2-5-0	.286	82	102	4-6-0	155	143
Vanderbilt.....	1-4-1	.250	37	67	3-6-1	79	122
Tennessee.....	1-5-1	.214	32	87	4-5-1	80	121
*Tulane.....	1-5-0	.167	31	82	3-7-0	79	147

School	1965 Conference			Overall			
	W-L-T	Pct.	Pts.	W-L-T	Pts.	Opp.	
Alabama.....	6-1-1	.813	161	65	8-1-1	217	79
Auburn.....	4-1-1	.750	113	115	5-4-1	165	162
Florida.....	4-2-0	.667	126	76	7-3-0	221	129
Tennessee.....	3-1-2	.667	73	40	7-1-2	193	92
Ole Miss.....	5-3-0	.625	129	77	6-4-0	166	108
LSU.....	3-3-0	.500	144	109	7-3-0	251	157
Kentucky.....	3-3-0	.500	120	90	6-4-0	202	160
Georgia.....	3-3-0	.500	81	90	6-4-0	186	158
Vanderbilt.....	1-5-0	.167	40	125	2-7-1	85	180
Tulane.....	1-5-0	.167	37	192	2-8-0	71	268
Mississippi State.....	1-5-0	.167	78	123	4-6-0	202	172

School	1966 Conference			Overall			
	W-L-T	Pct.	Pts.	W-L-T	Pts.	Opp.	
*Alabama.....	6-0-0	1.000	149	37	10-0-0	267	37
**Georgia.....	6-0-0	1.000	104	58	9-1-0	211	89
*Florida.....	5-1-0	.800	109	68	8-2-0	238	135
Ole Miss.....	5-2-0	.714	116	33	8-2-0	170	46
Tennessee.....	4-2-0	.667	101	44	7-3-0	222	87
*LSU.....	3-3-0	.500	54	73	5-4-1	135	124
Kentucky.....	2-4-0	.333	65	119	3-6-1	107	196
Auburn.....	1-5-0	.167	60	127	4-6-0	104	162
Mississippi State.....	0-6-0	.000	45	129	2-8-0	75	176
Vanderbilt.....	0-6-0	.000	16	131	1-9-0	72	237

School	1967 Conference			Overall			
	W-L-T	Pct.	Pts.	W-L-T	Pts.	Opp.	
Tennessee.....	6-0-0	1.000	146	68	9-1-0	259	115
Alabama.....	5-1-0	.833	96	61	8-1-1	188	111
Florida.....	4-2-0	.667	123	120	6-4-0	201	161
*Georgia.....	4-2-0	.667	114	53	7-3-0	250	105
Ole Miss.....	4-2-1	.643	120	97	6-3-1	174	151
LSU.....	3-2-1	.583	155	50	6-3-1	248	114
Auburn.....	3-3-0	.500	126	79	6-4-0	237	123
Kentucky.....	1-6-0	.143	65	187	2-8-0	111	230
*Vanderbilt.....	0-6-0	.000	71	143	2-7-1	165	241
Mississippi State.....	0-6-0	.000	10	168	1-9-0	49	259

School	1968 Conference			Overall			
	W-L-T	Pct.	Pts.	W-L-T	Pts.	Opp.	
Georgia.....	5-0-1	.917	173	47	8-0-2	282	98
Tennessee.....	4-1-1	.750	106	68	8-1-1	248	110
Alabama.....	4-2-0	.667	108	63	8-2-0	174	104
LSU.....	4-2-0	.667	64	62	7-3-0	190	144
Auburn.....	4-2-0	.667	123	75	6-4-0	223	149
*Florida.....	3-2-1	.583	74	117	6-3-1	151	179
Ole Miss.....	3-2-1	.583	91	115	6-3-1	178	180
Vanderbilt.....	2-3-1	.417	40	87	5-4-1	163	147
*Mississippi State.....	0-4-2	.167	60	114	0-8-2	146	260
Kentucky.....	0-7-0	.000	59	150	3-7-0	141	206

School	1969 Conference			Overall			
	W-L-T	Pct.	Pts.	W-L-T	Pts.	Opp.	
Tennessee.....	5-1-0	.833	174	127	9-1-0	315	165
LSU.....	4-1-0	.800	162	77	9-1-0	349	91
Auburn.....	5-2-0	.714	238	123	8-2-0	363	137
Florida.....	3-1-1	.700	144	112	8-1-1	329	187
Ole Miss.....	4-2-0	.667	178	105	7-3-0	307	140
Georgia.....	2-3-1	.417	106	79	5-4-1	212	101
Vanderbilt.....	2-3-0	.400	11	137	4-6-0	242	264
Alabama.....	2-4-0	.333	121	175	6-4-0	281	221
Kentucky.....	1-6-0	.143	61	224	2-8-0	104	295
Mississippi State.....	0-5-0	.000	95	231	3-7-0	193	385

School	1970 Conference			Overall			
	W-L-T	Pct.	Pts.	W-L-T	Pts.	Opp.	
LSU.....	5-0-0	1.000	144	49	9-2-0	277	96
Tennessee.....	4-1-0	.800	154	49	10-1-0	336	103
Auburn.....	5-2-0	.800	247	128	8-2-0	355	149
Ole Miss.....	4-2-0	.667	156	157	7-3-0	285	220
Florida.....	3-3-0	.500	118	190	7-4-0	224	256
Georgia.....	3-3-0	.500	131	85	5-5-0	242	153
Alabama.....	3-4-0	.429	176	151	6-5-0	310	240
Mississippi State.....	3-4-0	.429	72	189	6-5-0	171	264
Vanderbilt.....	1-5-0	.167	60	159	4-7-0	201	213
Kentucky.....	0-7-0	.000	72	173	2-9-0	131	233

School	1971 Conference			Overall			
	W-L-T	Pct.	Pts.	W-L-T	Pts.	Opp.	
Alabama.....	7-0-0	1.000	238	45	11-0-0	362	84
Auburn.....	5-1-0	.833	160	94	9-1-0	313	142
Georgia.....	5-1-0	.833	200	56	10-1-0	353	112
Ole Miss.....	4-2-0	.667	147	127	9-2-0	322	204
Tennessee.....	4-2-0	.667	94	76	9-2-0	256	108
LSU.....	3-2-0	.600	122	61	8-3-0	320	138
Vanderbilt.....	1-5-0	.167	70	146	4-6-1	136	208
Florida.....	1-6-0	.143	79	232	4-7-0	174	298
Kentucky.....	1-6-0	.143	84	186	3-8-0	144	284
Mississippi State.....	1-7-0	.125	80	251	2-9-0	120	311

School	1972 Conference			Overall			
	W-L-T	Pct.	Pts.	W-L-T	Pts.	Opp.	
Alabama.....	7-1-0	.875	258	97	10-1-0	393	133
Auburn.....	6-1-0	.857	120	103	9-1-0	185	138
LSU.....	4-1-1	.750	114	75	9-1-1	235	121
Tennessee.....	4-2-0	.667	94	44	9-2-0	273	83
Georgia.....	4-3-0	.571	82	96	7-4-0	174	163
Florida.....	3-3-1	.500	121	76	5-5-1	218	144
Ole Miss.....	2-5-0	.286	124	104	5-5-0	192	142
Kentucky.....	2-5-0	.286	45	141	3-8-0	131	232
Mississippi State.....	1-6-0	.143	81	202	4-7-0	197	254
Vanderbilt.....	0-6-0	.000	60	161	3-8-0	129	243

School	1973 Conference			Overall			
	W-L-T	Pct.	Pts.	W-L-T	Pts.	Opp.	
Alabama.....	8-0-0	1.000	268	70	11-0-0	454	89
LSU.....	5-1-0	.833	156	72	9-2-0	258	153
Ole Miss.....	4-3-0	.571	124	137	6-5-0	202	177
Tennessee.....	3-3-0	.500	127	136	8-3-0	272	219
Florida.....	3-4-0	.429	82	141	7-4-0	180	171
Kentucky.....	3-4-0	.429	148	130	5-6-0	226	196
Georgia.....	3-4-0	.429	128	114	6-4-1	207	150
Auburn.....	2-5-0	.286	73	140	6-5-0	153	159
Mississippi State.....	2-5-0	.286	133	205	4-5-2	219	255
Vanderbilt.....	1-5-0	.167	87	181	5-6-0	181	262



RECORDS AND RESULTS

ALABAMA • ARKANSAS • AUBURN • FLORIDA • GEORGIA • KENTUCKY • LSU • OLE MISS

School	1974 Conference			Overall		
	W-L-T	Pct.	Pts.	Opp.	W-L-T	Pts.
Alabama	6-0-0	1.000	168	50	11-0-0	318
Auburn	4-2-0	.667	120	88	9-2-0	260
Georgia	4-2-0	.667	155	122	6-5-0	317
Kentucky	3-3-0	.500	139	128	6-5-0	248
Florida	3-3-0	.500	128	123	8-3-0	251
Mississippi State	3-3-0	.500	109	121	8-3-0	301
Vanderbilt	2-3-1	.417	122	144	7-3-1	307
Tennessee	2-3-1	.417	90	144	6-3-2	204
LSU	2-4-0	.333	77	91	5-5-1	202
Ole Miss	0-6-0	.000	65	192	3-8-0	135

School	1975 Conference			Overall		
	W-L-T	Pct.	Pts.	Opp.	W-L-T	Pts.
Alabama	6-0-0	1.000	174	40	10-1-0	361
Ole Miss	5-1-0	.833	104	78	6-5-0	170
Georgia	5-1-0	.833	147	70	9-2-0	289
Florida	5-1-0	.833	182	47	9-2-0	302
Tennessee	3-3-0	.500	89	110	7-5-0	253
Vanderbilt	2-4-0	.333	47	156	7-4-0	119
f-LSU	2-4-0	.333	62	128	5-6-0	159
f-Auburn	2-4-0	.333	80	138	4-6-1	174
Kentucky	0-6-0	.000	59	131	2-8-1	132
f-Mississippi State	0-6-0	.000	70	116	2-9-0	165

f-includes forfeit imposed on Miss. St. by NCAA & SEC

School	1976 Conference			Overall		
	W-L-T	Pct.	Pts.	Opp.	W-L-T	Pts.
*Georgia	5-1-0	.833	183	55	10-1-0	324
f-*Kentucky	5-1-0	.833	84	61	8-3-0	188
Alabama	5-2-0	.714	169	99	8-3-0	291
Florida	4-2-0	.667	142	159	8-3-0	314
f-Ole Miss	4-3-0	.571	68	142	6-5-0	153
f-LSU	3-3-0	.500	138	118	7-3-1	255
f-Auburn	3-3-0	.500	93	146	4-7-0	194
Tennessee	2-4-0	.333	104	101	6-5-0	237
Vanderbilt	0-6-0	.000	47	167	2-9-0	131
f-Mississippi State	0-6-0	.000	138	118	0-11-0	269

f-Includes forfeit imposed on Miss. St. by NCAA & SEC

School	1977 Conference			Overall		
	W-L-T	Pct.	Pts.	Opp.	W-L-T	Pts.
Alabama	7-0-0	1.000	209	76	10-1-0	345
Kentucky	6-0-0	1.000	152	50	10-1-0	252
f-Auburn	5-1-0	.833	131	130	6-5-0	204
LSU	4-2-0	.667	135	131	8-3-0	375
Florida	3-3-0	.500	108	135	6-4-1	251
f-Ole Miss	3-4-0	.429	145	143	6-5-0	208
Georgia	2-4-0	.333	79	132	5-6-0	157
Tennessee	1-5-0	.167	112	136	4-7-0	229
Vanderbilt	0-6-0	.000	67	172	2-9-0	141
f-Mississippi State	0-6-0	.000	105	138	0-11-0	193

f-Includes forfeit imposed on Mississippi State by NCAA & SEC

School	1978 Conference			Overall		
	W-L-T	Pct.	Pts.	Opp.	W-L-T	Pts.
Alabama	6-0-0	1.000	204	97	10-1-0	331
Georgia	5-0-1	.917	160	90	9-1-1	268
Auburn	3-2-1	.583	129	104	6-4-1	238
LSU	3-3-0	.500	126	100	8-3-0	264
Tennessee	3-3-0	.500	159	139	5-5-1	251
Florida	3-3-0	.500	38	104	4-7-0	249
Kentucky	2-4-0	.333	123	104	4-6-1	193
Ole Miss	2-4-0	.333	107	154	5-6-0	181
Mississippi State	2-4-0	.333	71	137	6-5-0	232
Vanderbilt	0-6-0	.000	72	260	2-9-0	164

School	1979 Conference			Overall		
	W-L-T	Pct.	Pts.	Opp.	W-L-T	Pts.
Alabama	6-0-0	1.000	185	45	11-0-0	359
Georgia	5-1-0	.833	142	94	6-5-0	206
Auburn	4-2-0	.667	153	124	8-3-0	330
LSU	4-2-0	.667	106	73	6-5-0	241
Tennessee	3-3-0	.500	132	143	7-4-0	289
Kentucky	3-3-0	.500	116	79	5-6-0	180
Ole Miss	3-3-0	.500	169	123	4-7-0	251
Mississippi State	2-4-0	.333	74	92	3-8-0	162
Vanderbilt	0-6-0	.000	96	262	1-10-0	179
Florida	0-6-0	.000	39	167	0-10-1	106

School	1980 Conference			Overall		
	W-L-T	Pct.	Pts.	Opp.	W-L-T	Pts.
Georgia	6-0-0	1.000	169	78	11-0-0	316
Mississippi State	5-1-0	.833	143	104	9-2-0	284
^Alabama	5-1-0	.833	178	31	9-2-0	322
LSU	4-2-0	.667	138	133	7-4-0	213
Florida	4-2-0	.667	102	93	7-4-0	221
Tennessee	3-3-0	.500	162	90	5-6-0	256
^Ole Miss	2-4-0	.333	101	123	3-8-0	263
Kentucky	1-5-0	.167	70	161	3-8-0	167
Auburn	0-6-0	.000	87	173	5-6-0	235
Vanderbilt	0-6-0	.000	51	215	2-9-0	140

^ Alabama-Ole Miss game does not count in standings.

School	1981 Conference			Overall		
	W-L-T	Pct.	Pts.	Opp.	W-L-T	Pts.
*Georgia	6-0-0	1.000	205	62	11-0-0	352
^*Alabama	6-0-0	1.000	150	70	9-1-1	284
Mississippi State	4-2-0	.667	122	76	7-4-0	278
Florida	3-3-0	.500	145	93	7-4-0	278
Tennessee	3-3-0	.500	105	164	7-4-0	216
Auburn	2-4-0	.333	87	102	5-6-0	186
Kentucky	2-4-0	.333	70	117	3-8-0	186
^Ole Miss	1-4-1	.250	101	185	4-6-1	167
LSU	1-4-1	.250	84	121	3-7-1	167
Vanderbilt	1-5-0	.167	108	188	4-7-0	211

^ Alabama-Ole Miss game does not count in standings.

School	1982 Conference			Overall		
	W-L-T	Pct.	Pts.	Opp.	W-L-T	Pts.
Georgia	6-0-0	1.000	179	73	11-0-0	315
LSU	4-1-1	.750	171	92	8-2-1	365
Auburn	4-2-0	.667	131	94	8-3-0	241
Vanderbilt	4-2-0	.667	135	121	8-3-0	265
Tennessee	3-2-1	.583	152	128	6-4-1	259
Florida	3-3-0	.500	127	146	8-3-0	272
Alabama	3-3-0	.500	146	125	7-4-0	317
Mississippi State	2-4-0	.333	122	145	5-6-0	352
Ole Miss	0-6-0	.000	69	196	4-7-0	208
Kentucky	0-6-0	.000	57	169	0-10-1	96

School	1983 Conference			Overall		
	W-L-T	Pct.	Pts.	Opp.	W-L-T	Pts.
Auburn	6-0-0	1.000	178	96	10-1-0	302
Georgia	5-1-0	.833	140	74	9-1-1	264
Florida	4-2-0	.667	149	84	8-2-1	290
Tennessee	4-2-0	.667	129	114	8-3-0	252
Alabama	4-2-0	.667	205	132	7-4-0	338
f-Ole Miss	4-2-0	.667	96	147	7-4-0	176
Kentucky	2-4-0	.333	87	151	6-4-1	212
Mississippi State	1-5-0	.167	118	168	3-8-0	196
LSU	0-6-0	.000	112	176	4-7-0	251
Vanderbilt	0-6-0	.000	93	165	2-9-0	183

f-includes forfeits imposed on Tulane by NCAA

School	1984 Conference			Overall		
	W-L-T	Pct.	Pts.	Opp.	W-L-T	Pts.
^Florida	5-0-1	.917	167	83	9-1-1	341
LSU	4-1-1	.750	153	117	8-2-1	305
Auburn	4-2-0	.667	109	97	8-4-0	338
Georgia	4-2-0	.667	153	116	7-4-0	246
Kentucky	3-3-0	.500	95	141	8-3-0	273
Tennessee	3-3-0	.500	150	146	7-3-1	300
Vanderbilt	2-4-0	.333	160	193	5-6-0	276
Alabama	2-4-0	.333	117	134	5-6-0	226
Ole Miss	1-5-0	.167	115	148	4-6-1	194
Mississippi State	1-5-0	.167	85	130	4-7-0	198

^ Championship vacated

School	1985 Conference			Overall		
	W-L-T	Pct.	Pts.	Opp.	W-L-T	Pts.
Tennessee	5-1-0	.833	170	65	8-1-2	290
LSU	4-1-1	.750	104	56	9-1-1	220
Alabama	4-1-1	.750	157	117	8-2-1	294
Georgia	3-2-1	.583	138	87	7-3-1	284
Auburn	3-3-0	.500	139	96	8-3-0	328
Ole Miss	2-4-0	.333	115	172	4-6-1	210
Vanderbilt	1-4-1	.250	78	191	3-7-1	166
Kentucky	1-5-0	.167	76	143	5-6-0	194
Mississippi State	0-6-0	.000	120	196	5-6-0	257
#Florida	5-1-0	.833	105	79	9-1-1	286

#Not eligible for championship

RECORDS AND RESULTS

MISSISSIPPI STATE • MISSOURI • SOUTH CAROLINA • TENNESSEE • TEXAS A&M • VANDERBILT



1986									
School	Conference				Overall				
	W-L-T	Pct.	Pts.	Opp.	W-L-T	Pct.	Pts.	Opp.	
LSU	5-1-0	.833	156	78	9-2-0	.818	291	155	
Auburn	4-2-0	.667	154	78	9-2-0	.818	379	115	
Alabama	4-2-0	.667	184	83	9-3-0	.750	323	157	
Georgia	4-2-0	.667	136	105	8-3-0	.727	285	206	
Ole Miss.	4-2-0	.667	126	83	7-3-1	.683	220	150	
Tennessee	3-3-0	.500	144	156	6-5-0	.556	272	235	
Florida	2-4-0	.333	86	111	6-5-0	.556	223	173	
Mississippi State	2-4-0	.333	55	177	6-5-0	.556	195	275	
Kentucky	2-4-0	.333	91	141	5-5-1	.500	228	207	
Vanderbilt	0-6-0	.000	89	208	1-10-0	.091	193	347	

1987									
School	Conference				Overall				
	W-L-T	Pct.	Pts.	Opp.	W-L-T	Pct.	Pts.	Opp.	
Auburn	5-0-1	.917	172	59	9-1-1	.864	298	116	
LSU	5-1-0	.833	159	91	9-1-1	.864	335	171	
Tennessee	4-1-1	.750	197	142	9-2-1	.792	395	224	
Georgia	4-2-0	.667	157	115	8-3-0	.727	291	187	
Alabama	4-2-0	.667	128	106	7-4-0	.636	244	185	
Florida	3-3-0	.500	114	96	6-5-0	.545	283	158	
Kentucky	1-5-0	.167	123	146	5-6-0	.455	258	185	
Vanderbilt	1-5-0	.167	150	239	4-7-0	.364	286	355	
Mississippi State	1-5-0	.167	82	189	4-7-0	.364	169	259	
Ole Miss.	1-5-0	.167	108	207	3-8-0	.273	223	309	

1988									
School	Conference				Overall				
	W-L-T	Pct.	Pts.	Opp.	W-L-T	Pct.	Pts.	Opp.	
Auburn	6-1-0	.858	148	43	10-1-0	.909	331	79	
LSU	6-1-0	.857	132	87	8-3-0	.727	239	181	
Georgia	5-2-0	.714	193	125	8-3-0	.727	324	185	
Alabama	4-3-0	.571	196	147	8-3-0	.727	288	160	
Florida	4-3-0	.571	99	106	6-5-0	.545	254	175	
Ole Miss.	3-4-0	.429	150	160	5-6-0	.455	221	223	
Tennessee	3-4-0	.429	114	171	5-6-0	.455	212	286	
Kentucky	2-5-0	.286	122	141	5-6-0	.455	217	208	
Vanderbilt	2-5-0	.286	128	178	3-8-0	.273	202	277	
Mississippi State	0-7-0	.000	98	222	1-10-0	.090	172	332	

1989									
School	Conference				Overall				
	W-L-T	Pct.	Pts.	Opp.	W-L-T	Pct.	Pts.	Opp.	
Alabama	6-1-0	.857	219	130	10-1-0	.909	332	184	
Tennessee	6-1-0	.857	194	155	10-1-0	.909	315	190	
Auburn	6-1-0	.857	122	69	9-2-0	.818	253	117	
Florida	4-3-0	.571	145	103	7-4-0	.636	261	168	
Ole Miss.	4-3-0	.571	164	189	7-4-0	.636	267	285	
Georgia	4-3-0	.571	139	109	6-5-0	.545	233	179	
Kentucky	2-5-0	.286	118	174	6-5-0	.545	212	220	
LSU	2-5-0	.286	174	180	4-7-0	.364	295	252	
Mississippi State	1-6-0	.143	89	153	5-6-0	.455	205	207	
Vanderbilt	0-7-0	.000	85	187	1-10-0	.091	162	265	

1990									
School	Conference				Overall				
	W-L-T	Pct.	Pts.	Opp.	W-L-T	Pct.	Pts.	Opp.	
Tennessee	5-1-1	.786	230	106	8-2-2	.750	442	198	
Ole Miss.	5-2-0	.714	140	119	9-2-0	.818	257	191	
Alabama	5-2-0	.714	159	78	7-4-0	.636	253	127	
Auburn	4-2-1	.643	170	132	7-3-1	.682	256	194	
Kentucky	3-4-0	.429	163	214	4-7-0	.364	228	316	
LSU	2-5-0	.286	112	168	5-6-0	.455	183	238	
Georgia	2-5-0	.286	122	187	4-7-0	.364	185	293	
Mississippi State	1-6-0	.143	102	173	5-6-0	.455	207	236	
Vanderbilt	1-6-0	.143	140	266	1-10-0	.091	227	457	
#Florida	6-1-0	.857	221	116	9-2-0	.818	387	171	
#	Not eligible for championship								

1991									
School	Conference				Overall				
	W-L-T	Pct.	Pts.	Opp.	W-L-T	Pct.	Pts.	Opp.	
Florida	7-0	1.000	226	74	10-1	.909	361	152	
Alabama	6-1	.857	128	101	10-1	.909	294	118	
Tennessee	5-2	.714	190	136	9-2	.818	335	221	
Georgia	4-3	.571	192	163	8-3	.727	312	204	
Mississippi State	4-3	.571	145	119	7-4	.636	276	156	
LSU	3-4	.429	116	157	5-6	.455	248	263	
Vanderbilt	3-4	.429	127	192	5-6	.455	205	267	
Auburn	2-5	.286	128	170	5-6	.455	233	214	
Ole Miss.	1-6	.143	148	189	5-6	.455	242	223	
Kentucky	0-7	.000	113	212	3-8	.273	190	268	

1992									
EASTERN DIVISION					WESTERN DIVISION				
School	Conference				W-L-T	Overall			
	W-L-T	Pct.	Pts.	Opp.		Pct.	Pts.	Opp.	
Florida	6-2	.750	188	164	8-4	.667	288	274	
Georgia	6-2	.750	231	117	9-2	.818	352	141	
Tennessee	5-3	.625	205	149	8-3	.727	309	173	
South Carolina	3-5	.375	104	194	5-6	.455	160	240	
Kentucky	2-6	.250	136	224	4-7	.364	207	280	
Vanderbilt	2-6	.250	149	193	4-7	.364	224	277	
Alabama	8-0	1.000	237	78	12-0	1.000	332	109	
Ole Miss.	5-3	.625	165	147	8-3	.727	230	174	
Mississippi State	4-4	.500	131	144	7-4	.636	235	176	
Arkansas	3-4-1	.438	144	153	3-7-1	.318	172	209	
Auburn	2-5-1	.313	132	173	5-5-1	.500	228	205	
LSU	1-7	.125	115	201	2-9	.182	175	261	

SEC Championship Game: Alabama 28, Florida 21

1993									
EASTERN DIVISION					WESTERN DIVISION				
School	Conference				W-L-T	Overall			
	W-L-T	Pct.	Pts.	Opp.		Pct.	Pts.	Opp.	
Florida	7-1	.875	318	171	10-2	.833	472	237	
Tennessee	7-1	.875	324	115	10-1	.909	471	144	
Kentucky	4-4	.500	158	168	6-5	.545	207	195	
Georgia	2-6	.250	179	218	5-6	.455	328	289	
South Carolina	3-5	.375	114	192	5-6	.455	188	214	
Vanderbilt	2-6	.250	52	264	5-6	.455	137	290	
Arkansas	4-3-1	.438	131	185	6-4-1	.591	165	208	
LSU	3-5	.375	128	257	5-6	.455	190	308	
Ole Miss.	4-4	.500	155	116	6-5	.545	242	142	
Mississippi State	3-4-1	.438	155	175	4-5-2	.452	241	245	
Auburn	8-0	1.000	228	147	11-0	1.000	353	192	
Alabama	0-8-0	.000	176	110	0-12	.000	316	158	

Includes forfeits imposed on Alabama by NCAA
SEC Championship Game: Florida 28, Alabama 13

1994									
EASTERN DIVISION					WESTERN DIVISION				
School	Conference				W-L-T	Overall			
	W-L-T	Pct.	Pts.	Opp.		Pct.	Pts.	Opp.	
Florida	7-1	.875	341	136	10-1-1	.636	521	205	
Tennessee	5-3	.625	261	138	7-4	.875	318	185	
South Carolina	4-4	.500	170	186	6-5	.545	276	255	
Georgia	3-4-1	.438	211	249	6-4-1	.591	351	283	
Vanderbilt	2-6	.333	117	223	5-6	.455	203	277	
Kentucky	0-8	.000	86	311	1-10	.090	149	405	
Alabama	8-0	1.000	176	120	11-1	.917	281	173	
Mississippi State	5-3	.625	217	203	8-3	.727	349	234	
LSU	3-5	.375	188	208	4-7	.364	268	271	
Arkansas	2-6	.250	136	151	4-7	.364	215	208	
Ole Miss.	2-6	.250	133	185	4-7	.364	246	205	
Auburn	6-1-1	.813	239	166	9-1-1	.864	359	199	

SEC Championship Game: Florida 24, Alabama 23

1995									
EASTERN DIVISION					WESTERN DIVISION				
School	Conference				W-L-T	Overall			
	W-L-T	Pct.	Pts.	Opp.		Pct.	Pts.	Opp.	
Florida	8-0	1.000	396	136	12-0	1.000	534	201	
Tennessee	7-1	.875	311	207	10-1	.727	411	214	
Georgia	3-5	.375	154	200	6-5	.545	233	247	
South Carolina	2-5-1	.313	239	314	4-6-1	.409	401	387	
Kentucky	2-6	.250	163	186	4-7	.364	223	269	
Vanderbilt	1-7	.125	90	218	2-9	.182	122	281	
Arkansas	6-2	.750	209	213	8-4	.667	274	263	
Auburn	5-3	.625	276	203	8-3	.727	424	240	
LSU	4-3-1	.563	143	113	6-4-1	.591	279	160	
Mississippi State	1-7	.125	171	284	3-8	.273	261	357	
Alabama	5-3	.625	171	138	8-3	.727	260	188	
Ole Miss.	3-5	.375	99	178	6-5	.545	209	208	

SEC Championship Game: Florida 34, Arkansas 3

1996									
EASTERN DIVISION					WESTERN DIVISION				
School	Conference				W-L-T	Overall			
	W-L-T	Pct.	Pts.	Opp.		Pct.	Pts.	Opp.	
Florida	8-0	1.000	376	112	11-1	.917	559	201	
Tennessee	7-1	.875	275	113	9-2	.818	389	157	
South Carolina	4-4	.500	171	170	6-5	.545	245	238	
Georgia	3-5	.375	189	224	5-6	.455	230	257	
Kentucky	3-5	.375	118	260	4-7	.364	138	322	
Vanderbilt	0-8	.000	65	198	2-9	.182	122	234	
Alabama	6-2	.750	204	100	9-3	.750	299	181	
LSU	6-2	.750	192	145	9-2	.818	325	203	
Auburn	4-4	.500	247	224	7-4	.636	366	248	
Mississippi State	3-5	.375	136	181	5-6	.455	249	229	
Arkansas	2-6	.250	88	202	4-7	.364	174	267	
#Ole Miss.	2-6	.250	96	228	5-6	.455	203	270	

SEC Championship Game: Florida 45, Alabama 30



RECORDS AND RESULTS

ALABAMA • ARKANSAS • AUBURN • FLORIDA • GEORGIA • KENTUCKY • LSU • OLE MISS

1997

EASTERN DIVISION School	Conference				Overall			
	W-L-T	Pct.	Pts.	Opp.	W-L-T	Pct.	Pts.	Opp.
Tennessee	7-1	.875	255	154	11-1	.917	411	244
Georgia	6-2	.750	240	155	9-2	.818	347	189
Florida	6-2	.750	274	158	9-2	.818	419	199
South Carolina	3-5	.375	178	201	5-6	.455	258	279
Kentucky	2-6	.250	212	317	5-6	.455	348	362
Vanderbilt	0-8	.000	52	169	3-8	.273	138	204
WESTERN DIVISION								
Auburn	6-2	.750	172	159	9-3	.750	319	233
LSU	6-2	.750	229	152	8-3	.727	346	179
Ole Miss	4-4	.500	145	147	7-4	.636	233	209
Mississippi State	4-4	.500	154	167	7-4	.636	226	215
Arkansas	2-6	.250	127	224	4-7	.364	181	284
Alabama	2-6	.250	157	192	4-7	.364	246	248

SEC Championship Game: Tennessee 30, Auburn 29

1998

EASTERN DIVISION School	Conference				Overall			
	W-L-T	Pct.	Pts.	Opp.	W-L-T	Pct.	Pts.	Opp.
Tennessee	8-0	1.000	271	106	12-0	1.000	408	173
Florida	7-1	.875	246	112	9-2	.833	349	155
Georgia	6-2	.750	166	156	8-3	.727	257	189
Kentucky	4-4	.500	266	281	6-5	.545	417	349
Vanderbilt	1-7	.125	66	290	2-9	.182	142	369
South Carolina	0-8	.000	129	258	1-10	.091	207	330
WESTERN DIVISION								
Mississippi State	6-2	.750	235	140	8-4	.667	349	218
Arkansas	6-2	.750	254	139	9-2	.818	359	182
Alabama	4-4	.500	153	176	7-4	.636	244	252
Ole Miss	3-5	.375	137	188	6-5	.545	245	256
LSU	2-6	.250	206	214	4-7	.364	337	279
Auburn	1-7	.125	124	193	3-8	.273	166	235

SEC Championship Game: Tennessee 24, Mississippi State 14

1999

EASTERN DIVISION School	Conference				Overall			
	W-L-T	Pct.	Pts.	Opp.	W-L-T	Pct.	Pts.	Opp.
Florida	7-1	.875	226	118	9-3	.750	369	235
Tennessee	6-2	.750	251	116	9-2	.818	348	163
Georgia	5-3	.625	198	204	7-4	.636	311	282
Kentucky	4-4	.500	198	218	6-5	.545	315	323
Vanderbilt	2-6	.250	129	211	5-6	.455	252	256
South Carolina	0-8	.000	63	216	0-11	.000	87	278
WESTERN DIVISION								
Alabama	7-1	.875	210	170	10-2	.833	344	230
Mississippi State	6-2	.750	156	121	9-2	.818	238	149
Ole Miss	4-4	.500	235	176	7-4	.636	296	203
Arkansas	4-4	.500	198	196	7-4	.636	326	208
Auburn	2-6	.250	153	188	5-6	.455	233	236
LSU	1-7	.125	135	218	3-8	.273	223	259

SEC Championship Game: Alabama 34, Florida 7

2000

EASTERN DIVISION School	Conference				Overall			
	W-L-T	Pct.	Pts.	Opp.	W-L-T	Pct.	Pts.	Opp.
Florida	7-1	.875	318	181	10-2	.833	448	236
Georgia	5-3	.625	213	164	7-4	.636	294	198
South Carolina	5-3	.625	173	152	7-4	.636	259	174
Tennessee	5-3	.625	251	176	8-3	.727	359	212
Vanderbilt	1-7	.125	120	223	3-8	.273	193	273
Kentucky	0-8	.000	152	300	2-9	.182	254	383
WESTERN DIVISION								
Auburn	6-2	.750	178	144	9-3	.750	288	235
LSU	5-3	.625	196	195	7-4	.636	292	221
Ole Miss	4-4	.500	187	210	7-4	.636	314	280
Mississippi State	4-4	.500	225	199	7-4	.636	347	265
Arkansas	3-5	.375	136	221	6-5	.545	264	258
Alabama	3-5	.375	166	150	3-8	.273	228	246

SEC Championship Game: Florida 28, Auburn 6

2001

EASTERN DIVISION School	Conference				Overall			
	W-L-T	Pct.	Pts.	Opp.	W-L-T	Pct.	Pts.	Opp.
Tennessee	7-1	.875	225	148	10-2	.833	355	234
Florida	6-2	.750	341	122	9-2	.818	482	155
South Carolina	5-3	.625	189	160	8-3	.727	279	202
Georgia	5-3	.625	204	167	8-3	.727	315	208
Kentucky	1-7	.125	206	285	2-9	.182	259	367
Vanderbilt	0-8	.000	128	315	2-9	.182	226	402
WESTERN DIVISION								
LSU	5-3	.625	231	203	9-3	.750	371	268
Auburn	5-3	.625	152	193	7-4	.636	244	265
Alabama	4-4	.500	203	177	6-5	.545	304	219
Arkansas	4-4	.500	208	220	7-4	.636	291	269
Ole Miss	4-4	.500	262	262	7-4	.636	391	310
Mississippi State	2-6	.250	119	216	3-8	.273	196	288

SEC Championship Game: LSU 31, Tennessee 20

2002

EASTERN DIVISION School	Conference				Overall			
	W-L-T	Pct.	Pts.	Opp.	W-L-T	Pct.	Pts.	Opp.
Georgia	7-1	.875	226	144	13-1	.929	450	212
Florida	6-2	.750	191	160	8-5	.615	336	279
Tennessee	5-3	.625	182	147	8-5	.615	296	227
South Carolina	3-5	.375	108	156	5-7	.417	225	262
Vanderbilt	0-8	.000	121	260	2-10	.167	221	368
Kentucky	3-5	.375	215	228	7-5	.583	385	301
WESTERN DIVISION								
Arkansas	5-3	.625	223	184	9-5	.643	370	277
Auburn	5-3	.625	213	150	9-4	.692	388	231
LSU	5-3	.625	179	160	8-5	.615	323	238
Ole Miss	3-5	.375	175	230	7-6	.538	351	33
Mississippi State	0-8	.000	123	265	3-9	.250	227	339
Alabama	6-2	.750	227	99	10-3	.769	377	200

SEC Championship Game: Georgia 30, Arkansas 3

2003

EASTERN DIVISION School	Conference				Overall			
	W-L-T	Pct.	Pts.	Opp.	W-L-T	Pct.	Pts.	Opp.
Georgia	6-2	.750	215	102	11-3	.786	371	203
Tennessee	6-2	.750	260	170	10-3	.769	365	239
Florida	6-2	.750	178	152	8-5	.615	390	271
South Carolina	2-6	.250	164	227	5-7	.417	268	314
Vanderbilt	1-7	.125	126	261	2-10	.167	235	358
Kentucky	1-7	.125	198	244	4-8	.333	328	321
WESTERN DIVISION								
LSU	7-1	.875	228	90	13-1	.929	475	154
Ole Miss	7-1	.875	218	150	10-3	.769	442	285
Auburn	5-3	.625	190	148	8-5	.615	342	212
Arkansas	4-4	.500	247	223	9-4	.692	436	305
Mississippi State	1-7	.125	93	329	2-10	.167	225	471
Alabama	2-6	.250	216	237	4-9	.308	331	333

SEC Championship Game: LSU 34, Georgia 13

2004

EASTERN DIVISION School	Conference				Overall			
	W-L-T	Pct.	Pts.	Opp.	W-L-T	Pct.	Pts.	Opp.
Tennessee	7-1	.875	215	199	10-3	.769	378	295
Georgia	6-2	.750	231	133	10-2	.833	335	198
Florida	4-4	.500	251	187	7-5	.583	382	253
South Carolina	4-4	.500	185	190	6-5	.545	243	229
Kentucky	1-7	.125	106	253	2-9	.182	173	341
Vanderbilt	1-7	.125	133	213	2-9	.182	212	286
WESTERN DIVISION								
Auburn	8-0	1.000	247	96	13-0	1.000	417	147
LSU	6-2	.750	220	131	9-3	.750	344	205
Arkansas	3-5	.375	196	215	5-6	.455	328	270
Alabama	3-5	.375	152	149	6-5	.545	279	169
Ole Miss	3-5	.375	142	200	4-7	.364	215	278
Mississippi State	2-6	.250	125	237	3-8	.273	173	280

SEC Championship Game: Auburn 38, Tennessee 28

2005

EASTERN DIVISION School	Conference				Overall			
	W-L-T	Pct.	Pts.	Opp.	W-L-T	Pct.	Pts.	Opp.
Georgia	6-2	.750	209	134	10-3	.769	384	213
South Carolina	5-3	.625	175	193	7-5	.583	284	279
Florida	5-3	.625	205	178	9-3	.750	343	226
Vanderbilt	3-5	.375	223	271	5-6	.455	299	321
Tennessee	3-5	.375	147	138	5-6	.455	205	205
Kentucky	2-6	.250	160	277	3-8	.273	239	375
WESTERN DIVISION								
LSU	7-1	.875	214	114	11-2	.846	383	185
Auburn	7-1	.875	262	122	9-3	.750	386	186
Alabama	6-2	.750	159	87	10-2	.833	263	128
Arkansas	2-6	.250	173	169	4-7	.364	283	271
Mississippi State	1-7	.125	78	211	3-8	.273	153	259
Ole Miss	1-7	.125	97	208	3-8	.273	148	245

SEC Championship Game: Georgia 34, LSU 14

2006

EASTERN DIVISION School	Conference				Overall			
	W-L-T	Pct.	Pts.	Opp.	W-L-T	Pct.	Pts.	Opp.
Florida	7-1	.875	178	126	13-1	.929	416	189
Tennessee	5-3	.625	212	172	9-4	.692	362	254
Kentucky	4-4	.500	163	207	8-5	.615	347	369
Georgia	4-4	.500	185	168	9-4	.692	327	229
South Carolina	3-5	.375	147	146	8-5	.61		

RECORDS AND RESULTS



MISSISSIPPI STATE • MISSOURI • SOUTH CAROLINA • TENNESSEE • TEXAS A&M • VANDERBILT

2007

EASTERN DIVISION School	Conference				Overall			
	W-L-T	Pct.	Pts.	Opp.	W-L-T	Pct.	Pts.	Opp.
Tennessee	6-2	.750	243	246	10-4	.714	455	382
Georgia	6-2	.750	228	171	11-2	.846	424	262
Florida	5-3	.625	305	224	9-4	.692	552	331
South Carolina	3-5	.375	205	227	6-6	.500	313	282
Kentucky	3-5	.375	249	276	8-5	.615	475	385
Vanderbilt	2-6	.250	198	203	5-7	.417	260	271
WESTERN DIVISION								
LSU	6-2	.750	298	215	12-2	.857	541	279
Auburn	5-3	.625	156	138	9-4	.692	315	220
Arkansas	4-4	.500	274	249	8-5	.615	485	345
Mississippi State	4-4	.500	157	215	8-5	.615	279	301
Alabama	4-4	.500	212	190	7-6	.538	352	286
Ole Miss	0-8	.000	131	252	3-9	.250	241	342

SEC Championship Game: LSU 21, Tennessee 14

2008

EASTERN DIVISION School	Conference				Overall			
	W-L-T	Pct.	Pts.	Opp.	W-L-T	Pct.	Pts.	Opp.
Florida	7-1	.875	359	100	13-1	.929	611	181
Georgia	6-2	.750	215	214	10-3	.769	409	319
Vanderbilt	4-4	.500	144	174	7-6	.538	249	255
South Carolina	4-4	.500	163	186	7-6	.538	270	274
Tennessee	3-5	.375	129	149	5-7	.417	208	201
Kentucky	2-6	.250	143	238	7-6	.538	294	279
WESTERN DIVISION								
Alabama	8-0	1.000	255	115	12-2	.857	422	200
Ole Miss	5-3	.625	208	149	9-4	.692	417	247
LSU	3-5	.375	207	254	8-5	.615	402	314
Arkansas	2-6	.250	167	248	5-7	.417	263	374
Auburn	2-6	.250	93	149	5-7	.417	208	216
Mississippi State	2-6	.250	97	204	4-8	.333	183	296

SEC Championship Game: Florida 31, Alabama 20

2009

EASTERN DIVISION School	Conference				Overall			
	W-L-T	Pct.	Pts.	Opp.	W-L-T	Pct.	Pts.	Opp.
Florida	8-0	1.000	221	96	13-1	.929	502	174
Tennessee	4-4	.500	199	175	7-6	.538	381	289
Georgia	4-4	.500	234	252	8-5	.615	376	337
South Carolina	3-5	.375	144	195	7-6	.538	268	265
Kentucky	3-5	.375	180	222	7-6	.538	339	295
Vanderbilt	0-8	.000	71	191	2-10	.167	196	280
WESTERN DIVISION								
Alabama	8-0	1.000	208	85	14-0	1.000	449	164
LSU	5-3	.625	178	150	9-4	.692	323	211
Ole Miss	4-4	.500	180	176	9-4	.692	384	230
Arkansas	3-5	.375	234	233	8-5	.615	468	326
Auburn	3-5	.375	200	219	8-5	.615	433	358
Mississippi State	3-5	.375	180	235	5-7	.417	307	321

SEC Championship Game: Alabama 32, Florida 13

2010

EASTERN DIVISION School	SEC	Conference			Overall	Overall		
		Pct.	PF	PA		Pct.	PF	PA
South Carolina	5-3	.625	222	179	9-5	.643	433	324
Florida	4-4	.500	224	186	8-5	.615	388	277
Georgia	3-5	.375	232	200	6-7	.462	417	287
Tennessee	3-5	.375	179	205	6-7	.462	351	326
Kentucky	2-6	.250	214	267	6-7	.462	406	369
Vanderbilt	1-7	.125	96	271	2-10	.167	203	374
WESTERN DIVISION								
Auburn	8-0	1.000	306	224	14-0	1.000	577	337
Arkansas	6-2	.750	291	225	10-3	.769	474	304
LSU	6-2	.850	212	165	11-2	.846	386	237
Alabama	5-3	.625	218	143	10-3	.769	464	176
Mississippi State	4-4	.500	151	173	9-4	.692	377	258
Ole Miss	1-7	.125	194	301	4-8	.333	367	422

SEC Championship Game: Auburn 56, South Carolina 17

2011

EASTERN DIVISION School	SEC	Conference			Overall	Overall		
		Pct.	PF	PA		Pct.	PF	PA
Georgia	7-1	.875	234	145	10-4	.714	448	288
South Carolina	6-2	.750	206	135	11-2	.846	391	239
Florida	3-5	.375	166	191	7-6	.538	331	264
Vanderbilt	2-6	.250	169	187	6-7	.462	347	281
Kentucky	2-6	.250	94	242	5-7	.417	190	296
Tennessee	1-7	.125	92	222	5-7	.417	244	271
WESTERN DIVISION								
LSU	8-0	1.000	280	67	13-1	.929	500	158
Alabama	7-1	.875	271	67	12-1	.923	453	106
Arkansas	6-2	.750	266	197	11-2	.846	478	289
Auburn	4-4	.500	160	246	8-5	.615	334	376
Mississippi State	2-6	.250	145	185	7-6	.538	329	256
Ole Miss	0-8	.000	93	292	2-10	.167	193	385

SEC Championship Game: LSU 42, Georgia 10

2012

EASTERN DIVISION School	SEC	Conference			Overall	Overall		
		Pct.	PF	PA		Pct.	PF	PA
Georgia	7-1	.875	268	145	12-2	.857	529	275
Florida	7-1	.875	207	95	11-2	.846	344	188
South Carolina	6-2	.750	229	169	11-2	.846	410	237
Vanderbilt	5-3	.625	177	168	9-4	.692	390	243
Missouri	2-6	.250	175	264	5-7	.417	309	341
Tennessee	1-7	.125	246	320	5-7	.417	434	428
Kentucky	0-8	.000	89	291	2-10	.167	215	372
WESTERN DIVISION								
Alabama	7-1	.875	303	90	13-1	.929	542	153
LSU	6-2	.750	180	150	10-3	.769	387	228
Texas A&M	6-2	.750	313	168	11-2	.846	578	283
Mississippi State	4-4	.500	202	223	8-5	.615	383	303
Ole Miss	3-5	.375	224	239	7-6	.538	409	359
Arkansas	2-6	.250	157	257	4-8	.333	282	365
Auburn	0-8	.000	81	272	3-9	.250	224	340

SEC Championship Game: Alabama 32, Georgia 28

2013

EASTERN DIVISION School	SEC	Conference			Overall	Overall		
		Pct.	PF	PA		Pct.	PF	PA
Missouri	7-1	.875	283	149	12-2	.857	548	323
South Carolina	6-2	.750	253	178	11-2	.846	443	264
Georgia	5-3	.625	292	254	8-5	.615	477	377
Vanderbilt	4-4	.500	213	241	9-4	.692	391	320
Florida	3-5	.375	159	163	4-8	.333	226	253
Tennessee	2-6	.250	144	245	5-7	.417	286	348
Kentucky	0-8	.000	118	291	2-10	.167	246	374
WESTERN DIVISION								
Auburn	7-1	.875	287	224	12-2	.857	553	346
Alabama	7-1	.875	305	117	11-2	.846	496	181
LSU	5-3	.625	258	199	10-3	.769	465	286
Texas A&M	4-4	.500	307	292	9-4	.692	575	419
Mississippi State	3-5	.375	179	237	7-6	.538	360	299
Ole Miss	3-5	.375	180	220	8-5	.615	390	308
Arkansas	0-8	.000	135	303	3-9	.250	248	369

SEC Championship Game: Auburn 59, Missouri 42

2014

EASTERN DIVISION School	SEC	Conference			Overall	Overall		
		Pct.	PF	PA		Pct.	PF	PA
Missouri	7-1	.875	191	153	11-3	.786	389	295
Georgia	6-2	.750	310	195	10-3	.769	537	269
Florida	4-4	.500	199	206	7-5	.583	363	253
Tennessee	3-5	.375	204	217	7-6	.538	376	315
South Carolina	3-5	.375	272	294	7-6	.538	424	395
Kentucky	2-6	.250	183	300	5-7	.417	350	375
Vanderbilt	0-8	.000	102	283	3-9	.250	206	399
WESTERN DIVISION								
Alabama	7-1	.875	266	154	12-2	.857	517	258
Mississippi State	6-2	.750	270	180	10-3	.769	480	282
Ole Miss	5-3	.625	202	135	9-4	.692	368	208
Auburn	4-4	.500	275	262	8-5	.615	461	347
LSU	4-4	.500	153	166	8-5	.615	359	228
Texas A&M	3-5	.375	223	293	8-5	.615	458	365
Arkansas	2-6	.250	165	177	7-6	.538	415	250

SEC Championship Game: Alabama 42, Missouri 13

2015

EASTERN DIVISION School	SEC	Conference			Overall	Overall		
		Pct.	PF	PA		Pct.	PF	PA
Florida	7-1	.875	189	108	10-4	.714	325	256
Tennessee	5-3	.625	250	183	9-4	.692	457	260
Georgia	5-3	.625	183	159	10-3	.769	314	223
Vanderbilt	2-6	.250	106	184	4-8	.333	182	252
Kentucky	2-6	.250	140	221	5-7	.417	296	329
Missouri	1-7	.125	73	149	5-7	.417	163	194
South Carolina	1-7	.125	161	243	3-9	.250	263	330
WESTERN DIVISION								
Alabama	7-1	.875	252	139	14-1	.933	526	227
Ole Miss	6-2	.750	258	210	10-3	.769	531	294
Arkansas	5-3	.625	275	241	8-5	.615	467	356
LSU	5-3	.625	212	198	9-3	.750	394	291
Texas A&M	4-4	.500	161	175	8-5	.615	361	286
Mississippi State	4-4	.500	210	208	9-4	.692		



RECORDS AND RESULTS

ALABAMA • ARKANSAS • AUBURN • FLORIDA • GEORGIA • KENTUCKY • LSU • OLE MISS

NATIONAL STATISTICAL CHAMPIONS

TEAM CHAMPIONS

SCORING DEFENSE

1939	Tennessee (0.0 ppg)
1940	Tennessee (2.6 ppg)
1949	Kentucky (4.8 ppg)
1955	Georgia Tech (4.6 ppg)
1956	Georgia Tech (3.3 ppg)
1957	Auburn (2.8 ppg)
1959	Ole Miss (2.1 ppg)
1960	LSU (5.0 ppg)
1961	Alabama (2.2 ppg)
1962	LSU (3.4 ppg)
1963	Ole Miss (3.7 ppg)
1966	Alabama (3.7 ppg)
1968	Georgia (9.8 ppg)
1975	Alabama (6.0 ppg)
1979	Alabama (5.3 ppg)
1988	Auburn (7.2 ppg)
2003	LSU (11.0 ppg)
2004	Auburn (11.3 ppg)
2005	Alabama (10.7 ppg)
2011	Alabama (8.15 ppg)
2012	Alabama (10.93 ppg)
2014	Ole Miss (16.0 ppg)

RUSHING DEFENSE

1945	Alabama (33.9 ypg)
1957	Auburn (67.4 ypg)
1958	Auburn (79.6 ypg)
1963	Ole Miss (77.3 ypg)
1969	LSU (38.9 ypg)
1970	LSU (52.2 ypg)
1988	Auburn (63.2 ypg)
1992	Alabama (55.0 ypg)
1999	Mississippi State (66.9 ypg)
2011	Alabama (72.15 ypg)

2012	Alabama (76.36 ypg)
2015	Alabama (75.7 ypg)

TOTAL DEFENSE

1938	Alabama (77.9 ypg)
1945	Alabama (109.9 ypg)
1948	Georgia Tech (151.3 ypg)
1949	Kentucky (153.8 ypg)
1952	Tennessee (166.7 ypg)
1954	Ole Miss (172.3 ypg)
1957	Auburn (133.0 ypg)
1958	Auburn (157.5 ypg)
1961	Alabama (132.6 ypg)
1962	Ole Miss (142.2 ypg)
1964	Auburn (164.7 ypg)
1988	Auburn (218.1 ypg)
1992	Alabama (194.2 ypg)
1993	Ole Miss (234.6 ypg)
1999	Mississippi State (222.5 ypg)
2003	LSU (252.0 ypg)
2011	Alabama (183.62 ypg)
2012	Alabama (250.00 ypg)

PASSING DEFENSE

1950	Tennessee (67.5 ypg)
1953	Alabama (45.6 ypg)
1954	Florida (42.0 ypg)
1957	Georgia Tech (33.4 ypg)
1959	Alabama (45.7 ypg)
1972	Vanderbilt (80.3 ypg)
1990	Alabama (82.47 ypg)
2004	Alabama (113.1 ypg)
2011	Alabama (111.46 ypg)
2015	Georgia (156.5 ypg)

SCORING OFFENSE

1946	Georgia (37.2 ppg)
1996	Florida (46.6 ppg)

TOTAL OFFENSE

1942	Georgia (429.5 ypg)
1961	Ole Miss (418.7 ypg)

PASSING OFFENSE

2001	Florida (405.2 ypg)
1994	Georgia (338.3 ypg)
1970	Auburn (288.5 ypg)

RUSHING OFFENSE

2013	Auburn (328.3 ypg)
------	--------------------

PUNT RETURNS

1991	Alabama (16.8 ypa)
2006	Kentucky (20.4 ypa)
2009	LSU (18.85 ypa)
2015	Texas A&M (19.68 ypa)

KICKOFF RETURNS

2005	Arkansas (29.2 ypa)
2015	Tennessee (33.41 ypa)

PASS EFFICIENCY

2001	Florida (170.1 rating)
2009	Florida (167.31 rating)
2010	Auburn (180.6 rating)
2012	Alabama (174.32 rating)

NET PUNTING

1997	LSU (43.26 avg.)
2009	Georgia (41.95 avg.)
2013	Alabama (42.43 avg.)
2014	Alabama (44.67 avg.)

INDIVIDUAL CHAMPIONS

TOTAL OFFENSE

Frank Sinkwich, Georgia, 1942 (2,187 yards)
Travis Tidwell, Auburn, 1946 (1,715 yards)
Pat Sullivan, Auburn, 1970 (285.6 ypg)
Rex Grossman, Florida, 2001 (354.9 ypg)
Johnny Manziel, Texas A&M, 2012 (393.54 ypg)

RUSHING

Frank Sinkwich, Georgia, 1941 (1,103 yards)
John Dottley, Ole Miss, 1949 (1,312 yards)
Derrick Henry, Alabama, 2015 (2,219 yards)

RUSHING YARDS PER GAME

Leonard Fournette, LSU, 2015 (162.8)

PASSING

Johnny Cook, Georgia, 1943 (73-157; 1,005 yards)
Travis Tidwell, Auburn, 1946 (79-158; 943 yards)
Charley Conerly, Ole Miss, 1947 (133-233; 1,367 yards)

PASSING EFFICIENCY

Charlie Conerly, Ole Miss, 1947 (125.8)
Babe Parilli, Kentucky, 1951 (130.8)
Steve Sloan, Alabama, 1965 (153.8)
Dewey Warren, Tennessee, 1966 (142.2)
Danny Wuerffel, Florida, 1995 (178.4)
Rex Grossman, Florida, 2001 (170.8)
Tim Tebow, Florida, 2009 (164.17)
A.J. McCarron, Alabama, 2012 (175.28)

RECEPTIONS PER GAME

Ken Kavanaugh, LSU, 1939 (30 for 467)
Reid Moseley, Georgia, 1944 (32 for 506)
Reid Moseley, Georgia, 1945 (31 for 662)
Barney Poole, Ole Miss, 1947 (52 for 513)
John Carson, Georgia, 1953 (45 for 663)
Bob Goodridge, Vanderbilt, 1967 (79 for 1,114)
Keith Edwards, Vanderbilt, 1983 (97 for 909)

RECEIVING YARDS PER GAME

Josh Reed, LSU, 2001 (94 for 1,740)

SCORING

Parker Hall, Ole Miss, 1938 (73 pts.; 11 TDs, 7 PATs)
Steve Van Buren, LSU, 1943 (98 pts.; 14 TDs, 14 PATs)
Jackie Parker, Mississippi State, 1952 (120 pts.; 16 TDs, 24 PATs)
Garrison Hearst, Georgia, 1992 (126 pts.; 21 TDs)
Shaun Alexander, Alabama, 1999 (144 pts.; 24 TDs)

INTERCEPTIONS

Bobby Wilson, Ole Miss, 1949 (10 for 70 yards)
Hootie Ingram, Alabama, 1952 (10 for 63 yards)
Jeff Hipp, Georgia, 1980 (8 for 104)*
Terry Hoage, Georgia, 1982 (12 for 51)
Chris White, Tennessee, 1985 (9 for 168)*
Deon Grant, Tennessee, 1999 (9 for 167 yards)*
Eric Berry, Tennessee, 2008 (7 for 265 yards)

PUNTING

Bobby Cifers, Tennessee, 1942 (42.9 average)
Zeke Bratowski, Georgia, 1953 (42.6 average)
Don Chandler, Florida, 1955 (44.3 average)
Bobby Walden, Georgia, 1958 (45.3 average)
Frank Lambert, Ole Miss, 1964 (44.1 average)
Ron Widby, Tennessee, 1967 (43.8 average)
Jim Miller, Ole Miss, 1977 (45.9 average)
Ricky Anderson, Vanderbilt, 1984 (48.2 average)
Bill Marinangel, Vanderbilt, 1996 (46.57 average)
Chad Kessler, LSU, 1997 (50.3 average)
Drew Butler, Georgia, 2009 (48.05 average)
Tyler Campbell, Ole Miss, 2010 (46.4 average)
JK Scott, Alabama, 2014 (48.0 average)

PUNT RETURNS

Junie Hovious, Ole Miss, 1940 (15.1 ypr)
Harry Gilmer, Alabama, 1946 (11.8 ypr)
Lee Nalley, Vanderbilt, 1948 (18.4 ypr)
Lee Nalley, Vanderbilt, 1949 (14.2 ypr)
Bill Stacy, Mississippi State, 1956 (12.1 ypr)
Scott Woerner, Georgia, 1980 (15.7 ypr)
Glen Young, Mississippi State, 1981 (16.2 ypr)
Lionel James, Auburn, 1982 (15.8 ypr)
Ricky Nattiel, Florida, 1984 (15.7 ypr)
Skylar Green, LSU, 2003 (18.5 ypr)
Cameron Sutton, Tennessee, 2015 (18.7 ypr)

KICKOFF RETURNS

Max McGee, Tulane, 1953 (21.8 ypr)
Dan Bland, Mississippi State, 1964 (27.9 ypr)
Marcus Rhoden, Mississippi State, 1966 (22.0 ypr)
Dale Carter, Tennessee, 1990 (29.8 ypr)
Eric Moulds, Mississippi State, 1994 (32.8 ypr)
Evan Berry, Tennessee, 2015 (38.3 ypr)

FIELD GOALS

Ed Dyas, Auburn, 1960 (13 of 18)
Al Woodall, Auburn, 1962 (8 of 20)*
Billy Lothridge, Ga. Tech, 1963 (12 of 16)
Doug Moreau, LSU, 1964 (13 of 20)
Kim Braswell, Georgia, 1970 (13 of 17)
Kevin Butler, Georgia, 1981 (19 of 26)*
Philip Doyle, Alabama, 1989 (22 of 25, 2.00 FGPG)*
Philip Doyle, Alabama, 1990 (24 of 29, 2.18 FGPG)
Michael Proctor, Alabama, 1993 (22 of 29, 1.8 FGPG)
Billy Bennett, Georgia, 2003 (31 of 38, 2.21 FGPG)
Josh Jasper, LSU, 2010 (28 of 34, 2.15 FGPG)
Marshall Morgan, Georgia, 2013 (22 of 24, 2.0 FGPG)

SCORING (KICKERS)

Hugh Morrow, Alabama, 1945 (46 of 46 PATs)
George Jernigan, Georgia, 1946 (47 of 47 PATs)
Pepper Rodgers, Georgia Tech, 1952 (48 on 36 PATs, 4 FGs)
Paige Cothran, Ole Miss, 1955 (38 on 20 PATs, 6 FGs)
Bob Khayat, Ole Miss, 1958 (34 on 22 PATs, 4 FGs)
Bob Khayat, Ole Miss, 1959 (40 on 25 PATs, 5 FGs)
Ed Dyas, Auburn, 1960 (51 on 12 PATs, 13 FGs)
David Ray, Alabama, 1964 (52 on 23 PATs, 12 FGs)

ALL-PURPOSE RUNNING

Parker Hall, Ole Miss, 1938 (129.1 ypg)

TOTAL TACKLES

Hunter Hillenmeyer, Vanderbilt, 2002 (168 in 12 games)
Kentrell Brothers, Missouri, 2015 (152 in 12 games)

SOLO TACKLES

Patrick Willis, Ole Miss, 2005 (90 in 10 games)

TACKLES FOR LOSS

Jarvis Jones, Georgia, 2012 (2.04 per game)

*-tied for National Championship

RECORDS AND RESULTS



MISSISSIPPI STATE • MISSOURI • SOUTH CAROLINA • TENNESSEE • TEXAS A&M • VANDERBILT

ANNUAL TEAM STATISTICAL LEADERS

SCORING OFFENSE

Year	School	G	Pts	Avg
1933	LSU	10	176	17.6
	Tennessee	10	176	17.6
1934	Alabama	9	287	31.9
1935	Ole Miss	11	292	26.5
1936	LSU	10	281	28.1
1937	Alabama	9	225	25.0
1938	Tennessee	10	276	27.6
1939	Ole Miss	9	230	25.6
1940	Tennessee	10	319	31.9
1941	Georgia	10	279	27.9
1942	Georgia	11	367	33.4
1943	Georgia Tech	10	280	28.0
1944	Georgia	10	269	26.9
1945	Alabama	9	396	44.0
1946	Georgia	10	372	37.2
1947	Ole Miss	10	256	25.6
1948	Vanderbilt	11	328	29.8
1949	Kentucky	11	304	27.6
1950	Kentucky	11	380	34.5
1951	Tennessee	10	373	37.3
1952	Florida	10	290	29.0
1953	Auburn	10	257	25.7
1954	Ole Miss	10	283	28.3
1955	Ole Miss	10	251	25.1
1956	Tennessee	10	268	26.8
1957	Ole Miss	10	232	23.2
1958	LSU	10	275	27.5
1959	Ole Miss	10	329	32.9
1960	Ole Miss	10	266	26.6
1961	Ole Miss	10	326	32.6
1962	Alabama	10	272	27.2
1963	Ole Miss	9	207	23.0
1964	Alabama	10	233	23.3
1965	LSU	10	251	25.1
1966	Alabama	10	265	26.5
1967	Tennessee	10	259	25.9
1968	Georgia	10	282	28.2
1969	Auburn	10	363	36.3
1970	Auburn	10	355	35.5
1971	Alabama	11	362	32.9
1972	Alabama	11	393	35.7
1973	Alabama	11	454	41.3
1974	Alabama	11	318	28.9
1975	Alabama	11	361	32.8
1976	Georgia	11	324	29.5
1977	LSU	11	375	34.1
1978	Alabama	11	331	30.1
1979	Alabama	11	359	32.6
1980	Alabama	11	322	29.3
1981	Georgia	11	352	32.0
1982	LSU	11	365	33.2
1983	Alabama	11	338	30.7
1984	Florida	11	341	31.0
1985	Auburn	11	328	29.8
1986	Auburn	11	379	34.5
1987	Tennessee	12	395	32.9
1988	Auburn	11	331	30.1
1989	Alabama	11	332	30.2
1990	Tennessee	12	440	36.7
1991	Florida	11	361	32.8
1992	Georgia	11	352	32.0
1993	Tennessee	11	471	42.8
1994	Florida	12	521	43.4
1995	Florida	12	534	44.5
1996	Florida	12	559	46.6
1997	Florida	11	409	37.2
1998	Kentucky	11	417	37.9
1999	Tennessee	11	348	31.6
2000	Florida	12	448	37.3
2001	Florida	11	482	43.8
2002	Georgia	14	450	32.1
2003	Ole Miss	13	442	34.0
2004	Auburn	13	417	32.1
2005	Auburn	12	386	32.2
2006	LSU	13	438	33.7

2007	Florida	13	552	42.5
2008	Florida	14	611	43.6
2009	Arkansas	13	468	36.0
2010	Auburn	14	577	41.2
2011	Arkansas	13	478	36.8
2012	Texas A&M	13	578	44.5
2013	Texas A&M	13	575	44.2
2014	Georgia	13	537	41.3
2015	Ole Miss	13	531	40.8

SCORING DEFENSE

Year	School	G	Pts	Avg
1933	Alabama	9	17	1.9
1934	Alabama	9	32	3.6
1935	LSU	10	38	3.8
1936	Mississippi State	10	25	2.5
1937	Alabama	9	20	2.2
1938	Tennessee	10	16	1.6
1939	Tennessee	10	0	0.0
1940	Tennessee	10	26	2.6
1941	Mississippi State	10	55	5.5
1942	Tennessee	10	54	5.4
1943	Georgia Tech	10	124	12.4
1944	Tennessee	9	48	5.3
1945	Alabama	9	66	7.3
1946	Vanderbilt	9	43	4.8
1947	Georgia Tech	10	35	3.5
1948	Tulane	10	60	6.0
1949	Kentucky	11	53	4.8
1950	Tennessee	11	57	5.2
1951	Georgia Tech	11	76	6.9
1952	Georgia Tech	11	52	4.7
1953	Georgia Tech	11	92	8.4
1954	Ole Miss	10	47	4.7
1955	Georgia Tech	10	46	4.6
1956	Georgia Tech	10	33	3.3
1957	Auburn	10	28	2.8
1958	LSU	10	53	5.3
1959	Ole Miss	10	21	2.1
1960	LSU	10	50	5.0
1961	Alabama	10	22	2.2
1962	LSU	10	34	3.4
1963	Ole Miss	9	33	3.7
1964	Alabama	10	67	6.7
1965	Alabama	10	79	7.9
1966	Alabama	10	37	3.7
1967	Georgia	10	105	10.5
1968	Georgia	10	98	9.8
1969	LSU	10	91	9.1
1970	LSU	11	96	8.7
1971	Alabama	11	84	7.6
1972	Tennessee	11	83	7.5
1973	Alabama	11	89	8.1
1974	Alabama	11	83	7.5
1975	Alabama	11	66	6.0
1976	Georgia	11	118	10.7
1977	Kentucky	11	111	10.1
1978	Alabama	11	161	14.6
1979	Alabama	11	58	5.3
1980	Alabama	11	96	8.7
1981	Georgia	11	98	8.9
1982	Georgia	11	133	12.1
1983	Tennessee	11	142	12.9
1984	Florida	11	170	15.5
1985	LSU	11	113	10.3
1986	Auburn	11	115	10.5
1987	Auburn	11	116	10.6
1988	Auburn	11	79	7.2
1989	Auburn	11	117	10.6
1990	Alabama	11	127	11.6
1991	Alabama	11	118	10.7
1992	Alabama	12	109	9.1
1993	Ole Miss	11	142	12.9
1994	Alabama	12	173	14.4
1995	LSU	11	160	14.6
1996	Tennessee	11	157	14.3
1997	LSU	11	179	16.3

1998	Florida	11	155	14.1
1999	Mississippi State	11	149	13.5
2000	South Carolina	11	174	15.8
2001	Florida	11	155	14.1
2002	Georgia	14	212	15.1
2003	LSU	14	154	11.0
2004	Auburn	13	147	11.3
2005	Alabama	12	128	10.7
2006	LSU	13	164	12.6
2007	Auburn	13	220	16.9
2008	Florida	14	181	12.9
2009	Alabama	14	164	11.7
2010	Alabama	13	176	13.5
2011	Alabama	13	106	8.2
2012	Alabama	14	153	10.9
2013	Alabama	13	181	13.9
2014	Ole Miss	13	208	16.0
2015	Alabama	15	227	15.1

RUSHING OFFENSE

Year	School	G	Att	Yds	Avg
1948	Tulane	10		2393	239.3
1949	Ole Miss	10	531	2529	252.9
1950	Alabama	11	586	3007	273.4
1951	Tennessee	10	553	3068	306.8
1952	Alabama	11	608	2737	250.6
1953	Auburn	10	467	2255	225.5
1954	Auburn	10	507	2496	249.6
1955	Auburn	10	464	2413	241.3
1956	Auburn	10	515	2760	276.0
1957	Ole Miss	10	582	3063	306.3
1958	Ole Miss	10	503	2096	209.6
1959	Ole Miss	10	528	2394	239.4
1960	Ole Miss	10	475	2283	228.3
1961	Ole Miss	10	472	2362	236.2
1962	Ole Miss	9	467	2153	239.2
1963	LSU	10		2087	208.7
1964	Alabama	10	445	1799	179.9
1965	LSU	10	497	2077	207.7
1966	Georgia	10	515	1953	195.3
1967	LSU	10	554	2361	236.1
1968	Georgia	10	609	1988	198.8
1969	Auburn	10	471	2241	224.1
1970	Tennessee	11	563	2365	215.0
1971	Alabama	11	705	3565	324.1
1972	Alabama	11	704	3332	302.9
1973	Alabama	11	664	4027	366.1
1974	Alabama	11	686	3288	298.9
1975	Florida	11	657	3326	302.4
1976	Georgia	11	693	3075	279.5
1977	LSU	11	674	3352	304.7
1978	Alabama	11	638	3158	287.1
1979	Alabama	11	763	3792	344.7
1980	Alabama	11	632	3381	307.4
1981	Georgia	11	656	3102	282.0
1982	Georgia	11	647	3023	274.8
1983	Auburn	11	600	3231	293.7
1984	Auburn	12	673	3086	257.2
1985	Auburn	11	620	3438	312.5
1986	Alabama	12	585	3167	263.9
1987	Georgia	11	596	3016	274.2
1988	Georgia	11	547	2778	252.5
1989	Tennessee	11	582	2701	245.6
1990	Vanderbilt	11	538	2498	227.1
1991	Alabama	11	557	2772	252.0
1992	Georgia	11	458	2584	234.9
1993	Tennessee	11	442	2621	238.3
1994	Tennessee	11	537	2543	231.2
1995	Auburn	11	413	2158	196.2
1996	LSU	11	488	2322	211.1
1997	LSU	11	521	2823	256.6
1998	Tennessee	12	517	2536	211.3
1999	Tennessee	11	459	2104	191.3
2000	Mississippi State	11	461	2132	193.8
2001	Alabama	11	472	2490	226.4
2002	Arkansas	14	643	3065	218.9
2003	Arkansas	13	626	3145	241.9



RECORDS AND RESULTS

ALABAMA • ARKANSAS • AUBURN • FLORIDA • GEORGIA • KENTUCKY • LSU • OLE MISS

2004	LSU	12	506	2326	193.8
2005	Arkansas	11	481	2386	216.9
2006	Arkansas	14	539	3199	228.5
2007	Arkansas	13	625	3725	286.5
2008	Florida	14	545	3236	231.1
2009	Mississippi State	12	555	2731	227.6
2010	Auburn	14	652	3987	284.8
2011	Alabama	13	508	2788	214.5
2012	Texas A&M	13	533	3147	242.1
2013	Auburn	14	729	4596	328.3
2014	Georgia	13	554	3365	258.8
2015	LSU	12	505	3082	256.8

PASSING OFFENSE

Year	School	G	Att	Cmp	Yds	Avg
1948	Georgia Tech	10	206	112	1746	174.6
1949	Ole Miss	10	149	67	1335	133.5
1950	Kentucky	11	230	125	1714	155.8
1951	Georgia	10	265	121	1618	161.8
1952	Georgia	11	266	134	1878	170.7
1953	Georgia	11	247	118	1575	143.2
1954	Ole Miss	10	175	81	1554	155.4
1955	Georgia	10	145	66	1156	115.6
1956	Ole Miss	10	173	79	1215	121.5
1957	Vanderbilt	10	134	58	776	77.6
1958	Auburn	10	179	86	1211	121.1
1959	Ole Miss	10	170	81	1295	129.5
1960	Kentucky	10			1633	163.3
1961	Ole Miss	10	202	109	1827	182.7
1962	Auburn	10	258	122	1512	151.2
1963	Ole Miss	9	191	103	1506	167.3
1964	Kentucky	10	230	114	1609	160.9
1965	Florida	10	309	158	2033	203.3
1966	Florida	10	328	199	2242	224.2
1967	Florida	10	284	149	1954	195.4
1968	Mississippi State	10	342	186	2047	204.7
1969	Florida	10	413	233	3016	301.6
1970	Auburn	10	311	181	2885	288.5
1971	Auburn	10	316	180	2277	227.7
1972	LSU	11	247	125	1701	154.6
1973	Mississippi State	11	238	119	1630	148.2
1974	Vanderbilt	11	212	119	1676	152.4
1975	Tennessee	12	211	102	1686	140.5
1976	Florida	11	191	106	1783	162.1
1977	Vanderbilt	11	283	137	1683	153.0
1978	Mississippi State	11	311	177	2637	239.7
1979	LSU	11	295	137	2061	187.4
1980	Ole Miss	11	295	164	2045	185.9
1981	Vanderbilt	11	476	269	3036	276.0
1982	Vanderbilt	11	454	252	2837	257.9
1983	Vanderbilt	11	519	296	3299	293.7
1984	Vanderbilt	11	437	246	2920	265.5
1985	Florida	11	304	189	2924	265.8
1986	LSU	11	335	207	2623	235.8
1987	LSU	11	311	187	2554	232.2
1988	Vanderbilt	11	370	202	2652	241.1
1989	LSU	11	327	188	2839	258.1
1990	Florida	11	415	246	3197	290.6
1991	Florida	11	390	235	3393	308.5
1992	Florida	12	503	290	3440	286.7
1993	Florida	12	488	284	4072	339.3
1994	Georgia	11	462	276	3721	338.3
1995	Florida	12	457	287	4330	360.8
1996	Florida	12	412	234	4007	333.9
1997	Kentucky	11	562	374	4019	365.4
1998	Kentucky	11	574	414	4534	412.2
1999	Kentucky	11	468	304	3289	299.0
2000	Kentucky	11	564	322	3689	335.4
2001	Florida	11	464	299	4457	405.2
2002	Florida	13	517	295	3519	270.7
2003	Ole Miss	13	449	282	3718	286.0
2004	Florida	12	407	243	3253	271.1
2005	Vanderbilt	11	467	274	3086	280.5
2006	Kentucky	13	436	273	3597	276.7
2007	Kentucky	13	528	331	3743	287.9
2008	Georgia	13	400	246	3610	277.7
2009	Arkansas	13	439	237	3842	295.5
2010	Arkansas	13	465	301	4338	337.7
2011	Arkansas	13	471	299	3909	300.7
2012	Texas A&M	13	492	329	4114	316.5

2013	Texas A&M	13	489	339	4593	353.3
2014	Texas A&M	13	514	332	3971	305.5
2015	Ole Miss	13	489	318	4351	334.7

TOTAL OFFENSE

Year	School	G	Atts	Yds	Avg
1948	Georgia Tech	10	658	3549	354.9
1949	Ole Miss	10	680	3864	386.4
1950	Alabama	11	773	4578	416.2
1951	Ole Miss	10	701	3726	372.6
1952	Ole Miss	10	748	3883	388.3
1953	Auburn	10	607	3398	339.8
1954	Ole Miss	10	664	3875	387.5
1955	Ole Miss	10	609	3396	339.6
1956	Auburn	10	670	3749	374.9
1957	Ole Miss	10	666	3562	356.2
1958	Auburn	10	649	3194	319.4
1959	Ole Miss	10	698	3690	369.0
1960	Ole Miss	10	646	3626	362.6
1961	Ole Miss	10	674	4186	418.6
1962	Ole Miss	9	628	3281	364.5
1963	Ole Miss	9		2944	327.1
1964	Alabama	10	620	3129	312.9
1965	Florida	10	719	3376	337.6
1966	Florida	10	714	3611	361.1
1967	Florida	10	799	3673	367.3
1968	Georgia	10	859	3917	391.7
1969	Florida	10	826	4348	434.8
1970	Auburn	10	684	4850	485.0
1971	LSU	11	832	4263	387.5
1972	Alabama	11	832	4501	409.2
1973	Alabama	11	758	5288	480.7
1974	Vanderbilt	11	825	4570	415.5
1975	Florida	11	796	4460	405.5
1976	Florida	11	737	4400	400.0
1977	Alabama	11	821	4584	416.7
1978	Alabama	11	796	4433	403.0
1979	Alabama	11	875	4715	428.6
1980	Ole Miss	11	829	4286	389.6
1981	Georgia	11	865	4912	446.5
1982	Mississippi State	11	771	4642	422.0
1983	Alabama	11	823	4665	424.1
1984	Auburn	12	911	4923	410.2
1985	Auburn	11	808	4594	417.6
1986	Auburn	11	766	4590	417.3
1987	LSU	11	747	4845	440.5
1988	Auburn	11	804	4774	434.0
1989	Alabama	11	888	4778	434.4
1990	Florida	11	855	4978	452.6
1991	Tennessee	11	878	5145	467.7
1992	Georgia	11	732	4954	450.4
1993	Tennessee	11	762	5286	480.6
1994	Georgia	11	753	5135	466.8
1995	Florida	12	867	6413	534.4
1996	Florida	12	854	6047	503.9
1997	Tennessee	12	890	5794	482.8
1998	Kentucky	11	911	5876	534.2
1999	Georgia	11	831	4576	416.0
2000	Kentucky	11	869	4900	445.5
2001	Florida	11	788	5803	527.5
2002	Florida	13	982	5290	406.9
2003	Ole Miss	13	940	5631	433.2
2004	Florida	12	822	5123	426.9
2005	Auburn	12	820	4918	409.8
2006	LSU	13	818	5427	417.5
2007	Florida	13	848	5943	457.2
2008	Florida	14	874	6231	445.1
2009	Florida	14	919	6410	457.9
2010	Auburn	14	948	6989	499.2
2011	Arkansas	13	883	5695	438.1
2012	Texas A&M	13	1025	7261	558.5
2013	Texas A&M	13	954	6999	538.4
2014	Mississippi State	13	1001	6679	513.8
2015	Ole Miss	13	952	6731	517.8

RUSHING DEFENSE

Year	School	G	Atts	Yds	Avg
1948	Georgia Tech	10	749	749	74.9
1949	Kentucky	11	455	788	71.6
1950	Tulane	9	373	824	91.5
1951	Georgia Tech	11	477	1164	105.8
1952	Georgia Tech	11	473	1175	106.8
1953	LSU	11	481	1567	142.4
1954	Ole Miss	10	374	901	90.1
1955	Auburn	10	405	1078	107.8
1956	Georgia Tech	10	405	1284	128.4
1957	Auburn	10	390	674	67.4
1958	Auburn	10	370	796	79.6
1959	LSU	10		908	90.8
1960	Ole Miss	10	386	881	88.1
1961	Alabama	10		550	55.0
1962	Alabama	10		588	58.8
1963	Ole Miss	9	316	699	77.7
1964	Auburn	10	354	819	81.9
1965	Florida	10	408	884	88.4
1966	Ole Miss	10	408	741	74.1
1967	Alabama	10	411	940	94.0
1968	Alabama	10	401	849	84.9
1969	LSU	10	353	384	38.4
1970	LSU	11	356	574	52.2
1971	Georgia	11	424	1076	97.8
1972	Alabama	11	459	1263	114.8
1973	Alabama	11	487	1536	139.6
1974	Alabama	11	478	1599	145.4
1975	Alabama	11	460	1037	94.3
1976	LSU	11	504	1568	142.5
1977	Kentucky	11	493	1322	120.2
1978	Alabama	11	485	1540	140.0
1979	Alabama	11	393	1121	101.9
1980	Alabama	11	520	1394	126.7
1981	Georgia	11	391	797	72.5
1982	LSU	11	406	1004	91.3
1983	Tennessee	11	433	1231	111.9
1984	Florida	11	406	1336	121.5
1985	Georgia	11	440	1095	99.5
1986	Auburn	11	409	1325	120.5
1987	Auburn	11	437	1380	125.5
1988	Auburn	11	334	695	63.2
1989	Florida	11	397	975	88.6
1990	Florida	11	386	941	85.6
1991	Florida	11	398	1103	100.3
1992	Alabama	12	395	660	55.0
1993	Ole Miss	11	463	1127	102.5
1994	Florida	12	387	1015	84.6
1995	Arkansas	12	424	1251	104.3
1996	Alabama	12	381	1110	92.5
1997	Florida	11	362	778	70.7
1998	Florida	11	393	998	90.7
1999	Mississippi State	11	403	736	66.9
2000	Tennessee	11	338	817	74.3
2001	Tennessee	11	384	1024	85.3
2002	Alabama	13	390	1042	80.2
2003	LSU	14	400	938	67.0
2004	LSU	12	410	1197	99.8
2005	Tennessee	11	356	907	82.5
2006	Florida	14	370	1915	72.5

RECORDS AND RESULTS



MISSISSIPPI STATE • MISSOURI • SOUTH CAROLINA • TENNESSEE • TEXAS A&M • VANDERBILT

1954	Alabama	11	122	43	504	45.8
1955	Florida	10	92	37	420	42.0
1956	Ole Miss	10	118	48	506	50.6
1957	Georgia Tech	10	73	31	334	33.4
1958	Alabama	10			600	60.0
1959	Alabama	10			636	63.6
1960	Tennessee	10			538	53.8
1961	Ole Miss	10	149	58	649	64.9
1962	Ole Miss	9	146	60	670	74.4
1963	Ole Miss	9	123	47	522	58.0
1964	Florida	10	150	57	640	64.0
1965	Vanderbilt	10	152	78	849	84.9
1966	Alabama	10	208	86	944	94.4
1967	Georgia	10	214	77	947	94.7
1968	Vanderbilt	10	259	117	1293	129.3
1969	Georgia	10	298	117	1357	135.7
1970	Vanderbilt	11	207	108	1376	125.1
1971	Vanderbilt	11	196	89	1035	94.1
1972	Vanderbilt	11	164	61	883	80.3
1973	Florida	11	165	72	938	85.3
1974	Alabama	11	201	82	822	74.7
1975	Auburn	11	150	73	980	89.1
1976	Vanderbilt	11	155	72	892	81.1
1977	Tennessee	11	179	78	1067	97.0
1978	Vanderbilt	11	177	84	1284	116.7
1979	Alabama	11	218	78	860	78.2
1980	Alabama	11	210	93	1093	99.4
1981	Kentucky	11	236	123	1405	127.7
1982	Mississippi State	11	236	132	1578	143.5
1983	Florida	11	296	156	1663	151.2
1984	Alabama	11	273	138	1573	143.0
1985	Tennessee	11	299	156	1650	150.0
1986	Tennessee	11	203	99	1248	113.5
1987	Florida	11	269	128	1512	137.5
1988	Florida	11	254	121	1360	123.6
1989	Mississippi State	11	288	148	1599	145.4
1990	LSU	11	244	122	1395	126.8
1991	Tennessee	11	244	119	1627	147.9
1992	Alabama	12	330	164	1670	139.2
1993	Alabama	12	310	144	1539	128.3
1994	Ole Miss	11	300	134	1707	155.2
1995	LSU	11	343	158	1907	173.4
1996	Tennessee	11	285	134	1434	130.4
1997	Vanderbilt	11	289	155	1857	168.8
1998	Mississippi State	12	309	157	1986	165.5
1999	Mississippi State	11	331	172	1712	155.6
2000	Arkansas	11	302	143	1683	153.0
2001	Ole Miss	11	275	136	1774	161.3
2002	LSU	13	361	163	1985	152.7
2003	Georgia	14	412	224	2443	174.5
2004	Alabama	12	242	105	1357	113.1
2005	Alabama	12	352	175	1929	160.8
2006	LSU	13	364	172	1894	145.7
2007	South Carolina	12	358	199	2025	168.8
2008	South Carolina	13	328	189	2070	159.2
2009	Florida	14	396	208	2139	152.8
2010	LSU	13	344	196	2208	169.8
2011	Alabama	13	334	164	1449	111.5
2012	Alabama	14	397	217	2431	173.6
2013	Florida	12	319	159	2062	171.8
2014	LSU	13	385	199	2134	164.2
2015	Georgia	13	322	159	1872	144.0

TOTAL DEFENSE

Year	School	G	Atts	Yds	Avg
1948	Georgia Tech	10		1513	151.3
1949	Kentucky	11		1692	153.8
1951	Georgia Tech	11	708	2190	199.0
1950	Kentucky	11	674	1895	172.2
1952	Tennessee	10	578	1667	167.7
1953	Georgia Tech	11	655	2384	216.7
1954	Ole Miss	10	536	1723	172.3
1955	Auburn	10	531	1832	183.2
1956	Ole Miss	10	572	1955	195.5
1957	Auburn	10	529	1330	133.0
1958	Auburn	10	521	1575	157.5
1959	LSU	10	559	1432	143.2
1960	Alabama	10	535	1576	157.6
1961	Alabama	10		1321	132.1
1962	Ole Miss	9	446	1280	142.2

1963	Ole Miss	9	439	1221	135.7
1964	Auburn	10	495	1647	164.7
1965	Florida	10	617	2017	201.7
1966	Alabama	10	544	1741	174.1
1967	Georgia	10	647	2126	212.6
1968	Georgia	10	650	2351	235.1
1969	LSU	10	714	2280	228.0
1970	LSU	11	746	2689	244.5
1971	Alabama	11	663	2417	219.7
1972	Alabama	11	674	2334	212.2
1973	Florida	11	743	2656	241.5
1974	Alabama	11	679	2421	202.1
1975	Alabama	11	677	2046	186.0
1976	LSU	11	702	2564	233.1
1977	Kentucky	11	728	2590	235.5
1978	LSU	11	749	3122	283.8
1979	Alabama	11	611	1981	180.1
1980	Alabama	11	730	2487	226.1
1981	Florida	11	784	2826	256.9
1982	LSU	11	704	2707	246.1
1983	Tennessee	11	756	3069	279.0
1984	Florida	11	738	3325	302.3
1985	Florida	11	726	3111	282.8
1986	Ole Miss	11	777	3145	285.9
1987	Florida	11	744	2956	268.7
1988	Auburn	11	667	2399	218.1
1989	Florida	11	698	2661	241.9
1990	Alabama	11	711	2523	229.4
1991	Tennessee	11	676	3154	286.7
1992	Alabama	12	725	2330	194.7
1993	Ole Miss	11	724	2580	234.6
1994	LSU	11	711	3211	291.9
1995	Alabama	11	727	3125	284.1
1996	Tennessee	11	708	2602	236.6
1997	Vanderbilt	11	702	3026	275.1
1998	Florida	11	773	3153	286.6
1999	Mississippi State	11	734	2448	222.5
2000	Arkansas	11	714	3213	292.1
2001	Florida	11	712	3192	290.2
2002	Alabama	13	764	3345	257.3
2003	LSU	14	877	3528	252.0
2004	Alabama	12	726	2946	245.5
2005	Alabama	12	713	3061	255.1
2006	LSU	13	764	3156	242.8
2007	LSU	14	915	4043	288.8
2008	Tennessee	12	776	3162	263.5
	Alabama	14	858	3689	263.5
2009	Alabama	14	844	3418	244.1
2010	Alabama	13	802	3723	286.4
2011	Alabama	13	720	2387	183.6
2012	Alabama	14	837	3500	250.0
2013	Alabama	13	771	3725	286.5
2014	LSU	13	845	4119	316.8
2015	Alabama	15	963	4145	276.3

NET PUNTING

Year	School	G	No	Avg.	Net Avg
1988	Alabama	11	59	41.9	39.8
1989	Ole Miss	11	62	39.2	38.2
1990	Ole Miss	11	54	38.6	37.9
1991	Florida	11	47	42.4	37.5
1992	Auburn	11	67	42.4	39.2
1993	Auburn	11	51	46.9	38.7
1994	Auburn	11	54	44.5	38.5
1995	Vanderbilt	11	74	41.0	39.1
1996	Vanderbilt	11	79	45.9	42.7
1997	LSU	11	54	46.0	43.3
1998	Alabama	11	66	44.0	40.8
1999	Kentucky	11	49	41.0	39.9
2000	Georgia	11	58	42.2	39.5
2001	Georgia	11	44	43.9	40.7
2002	Kentucky	12	71	44.3	40.1
2003	Ole Miss	13	60	42.9	39.0
2004	Tennessee	13	59	40.5	39.0
2005	LSU	13	63	40.9	39.0
2006	Auburn	13	47	45.7	38.6
2007	Florida	13	37	39.3	38.7
2008	Florida	14	45	43.4	38.1
2009	Georgia	13	56	48.1	41.9
2010	Florida	13	51	44.2	40.9

2011	LSU	14	66	44.1	41.2
2012	Arkansas	12	54	44.7	40.8
2013	Alabama	13	40	46.9	42.4
2014	Alabama	14	55	48.0	44.7
2015	Florida	14	84	44.8	42.1

KICKOFF RETURNS

Year	School	G	No	Yds	Avg
1988	Georgia	11	36	867	24.1
1989	Georgia	11	32	760	23.8
1990	Tennessee	12	42	1023	24.4
1991	Florida	11	27	652	24.2
1992	Arkansas	11	29	739	25.5
1993	Tennessee	11	28	661	23.6
1994	Kentucky	11	54	1263	23.4
1995	Tennessee	11	30	752	25.1
1996	Alabama	12	22	532	24.2
1997	Mississippi State	11	36	824	22.9
1998	Alabama	11	35	830	23.7
1999	Tennessee	11	28	662	23.6
2000	Tennessee	11	32	751	23.5
2001	Ole Miss	11	33	805	24.4
2002	LSU	13	38	914	24.1
2003	Ole Miss	13	36	853	23.7
2004	Alabama	12	29	708	24.4
2005	Arkansas	11	33	965	29.2
2006	Auburn	13	36	934	25.9
2007	Tennessee	14	60	1462	24.4
2008	Kentucky	13	44	1161	26.4
2009	Florida	14	40	1055	26.4
2010	Florida	13	53	1392	26.3
2011	Auburn	13	55	1356	24.7
2012	Missouri	12	35	564	24.7
2013	Texas A&M	13	48	1012	21.1
2014	LSU	13	26	695	26.7
2015	Tennessee	13	27	902	33.4

PUNT RETURN AVERAGE

Year	School	G	No	Yds	Avg
1988	Georgia	11	31	388	12.5
1989	Kentucky	11	33	398	12.1
1990	Mississippi State	11	24	361	15.0
1991	Alabama	11	29	486	16.8
1992	Vanderbilt	11	21	278	13.2
1993	LSU	11	20	256	12.8
1994	Tennessee	11	34	455	13.4
1995	LSU	11	22	252	11.4
1996	LSU	11	25	371	14.8
1997	Tennessee	12	29	388	13.4
1998	Mississippi State	12	32	453	14.2
1999	Kentucky	11	18	248	13.8
2000	Florida	12	30	450	15.0
2001	Georgia	11	29	410	14.1
2002	Kentucky	12	40	625	15.6
2003	LSU	14	46	667	14.5
2004	Georgia	12	29	399	13.8
2005	Kentucky	11	23	395	17.2
2006	Kentucky	13	18	368	20.4
2007	Florida	13	26	392	15.1
2008	Georgia	13	24	42	



RECORDS AND RESULTS

ALABAMA • ARKANSAS • AUBURN • FLORIDA • GEORGIA • KENTUCKY • LSU • OLE MISS

ANNUAL INDIVIDUAL STATISTICAL LEADERS

RUSHING (RANKED ON TOTAL YARDS)

Year	Player (School)	Atts	Yds
1948	Eddie Price, Tulane	188	1178
1949	John Dottley, Ole Miss	208	1312
1950	John Dottley, Ole Miss	191	1007
1951	Hank Lauricella, Tennessee	111	881
1952	Bobby Marlow, Alabama	176	950
1953	Jerry Marchand, LSU	137	696
1954	Joe Childress, Auburn	148	836
1955	Fob James, Auburn	123	879
1956	Tommy Lorino, Auburn	82	692
1957	Jimmy Taylor, LSU	162	762
1958	Billy Cannon, LSU	115	686
1959	Charley Flowers, Ole Miss	141	733
1960	Tom Mason, Tulane	120	663
1961	Mike Fracchia, Alabama	130	652
1962	Larry Dupree, Florida	113	604
1963	Jimmy Sidle, Auburn	185	1006
1964	Don Schwab, LSU	160	683
1965	Steve Bowman, Alabama	153	770
1966	Larry Smith, Florida	162	742
1967	Steve Hindman, Ole Miss	215	829
1968	Rich Pickens, Tennessee	133	736
1969	Doug Mathews, Vanderbilt	167	849

Beginning in 1970, ranked on yards per game

Year	Player (School)	G	Att	Yds	Avg
1970	Johnny Musso, Alabama	11	226	1137	103.4
1971	Johnny Musso, Alabama	10	191	1088	108.8
1972	Terry Henley, Auburn	9	216	843	93.7
1973	Sonny Collins, Kentucky	11	224	1213	110.3
1974	Sonny Collins, Kentucky	9	177	970	107.8
1975	Jimmy DuBose, Florida	11	191	1307	118.8
1976	Terry Robiskie, LSU	11	224	1117	101.5
1977	Charles Alexander, LSU	11	311	1686	153.3
1978	Joe Cribbs, Auburn	10	253	1205	120.5
1979	James Brooks, Auburn	11	163	1208	109.8
1980	Herschel Walker, Georgia	11	274	1616	146.9
1981	Herschel Walker, Georgia	11	385	1891	171.9
1982	Herschel Walker, Georgia	11	335	1752	159.3
1983	Johnnie Jones, Tennessee	10	191	1116	111.6
1984	Johnnie Jones, Tennessee	11	229	1290	117.3
1985	Bo Jackson, Auburn	11	278	1786	162.4
1986	Brent Fullwood, Auburn	11	167	1391	126.5
1987	Emmitt Smith, Florida	11	229	1341	121.9
1988	Tim Worley, Georgia	11	191	1216	110.5
1989	Emmitt Smith, Florida	11	284	1599	145.4
1990	Tony Thompson, Tennessee	11	219	1261	105.1
1991	Errict Rhett, Florida	11	224	1109	100.8
1992	Garrison Hearst, Georgia	11	228	1547	140.6
1993	James Bostic, Auburn	11	199	1205	109.6
1994	Stephen Davis, Auburn	11	221	1263	114.8
1995	Moe Williams, Kentucky	11	294	1600	145.5
1996	Duce Staley, South Carolina	9	218	1116	124.0
1997	Kevin Faulk, LSU	9	205	1144	127.1
1998	Kevin Faulk, LSU	11	229	1279	116.3
1999	Shaun Alexander, Alabama	11	302	1383	125.7
2000	Rudi Johnson, Auburn	12	324	1567	130.6
2001	Travis Stephens, Tennessee	12	291	1464	122.0
2002	Artose Pinner, Kentucky	12	283	1414	117.8
2003	Cedric Cobbs, Arkansas	12	227	1320	110.0
2004	Ciattrick Fason, Florida	12	222	1267	105.6
2005	Kenny Irons, Auburn	12	256	1293	107.8
2006	Darren McFadden, Arkansas	14	284	1647	117.6
2007	Darren McFadden, Arkansas	13	325	1830	140.8
2008	Knowshon Moreno, Georgia	13	250	1400	107.7
2009	Anthony Dixon, Mississippi State	11	257	1391	126.5
2010	Cam Newton, Auburn	14	264	1473	105.2
2011	Trent Richardson, Alabama	13	283	1679	129.2
2012	Johnny Manziel, Texas A&M	13	201	1410	108.5
2013	Tre Mason, Auburn	14	317	1816	129.7
2014	Cameron Artis-Payne, Auburn	13	303	1608	123.7
2015	Leonard Fournette, LSU	12	300	1953	162.8

PASSING (RANKED ON TOTAL YARDS)

Year	Player (School)	Att.-Comp.-Int	Yards	TDs	Pct.
1948	John Rauch, Georgia	141-71-13	1307	5	50.4
1949	Babe Parilli, Kentucky	150-81-13	1081	8	54.0
1950	Babe Parilli, Kentucky	203-114-12	1627	23	56.1
1951	Babe Parilli, Kentucky	239-136-12	1643	19	56.9
1952	Zeke Bratkowski, Georgia	262-131-16	1824	12	50.0

1953	Zeke Bratkowski, Georgia	224-113-23	1461	6	50.4
1954	Bob Hardy, Kentucky	108-57-11	887	5	52.8
1955	Dick Young, Georgia	97-48-8	875	8	49.5
1956	Raymond Brown, Ole Miss	84-40-8	653	8	47.6
1957	Boyce Smith, Vanderbilt	98-49-10	664	8	50.0
1958	Richie Pettibon, Tulane	125-66-10	728	3	52.8
1959	Jake Gibbs, Ole Miss	94-46-2	755	6	48.9
1960	Fran Tarkenton, Georgia	185-108-12	1189	7	58.4
1961	Pat Trammell, Alabama	133-75-2	1035	8	56.4
1962	Joe Namath, Alabama	146-76-8	1192	13	52.0
1963	Larry Rakestraw, Georgia	209-103-14	1297	7	49.3
1964	Rick Norton, Kentucky	202-106-10	1514	9	52.5
1965	Steve Spurrier, Florida	287-148-13	1893	14	51.6
1966	Steve Spurrier, Florida	291-179-8	2012	16	61.5

Beginning in 1967, ranked on efficiency rating (Based on an average of 10 attempts per game)

Year	Player & School	Att.-Comp.-Int.-Yards	TDs	Pct.	Rating
1967	Ken Stabler, Alabama	178-103-13-1214	9	57.9	116.94
1968	Bubba Wyche, Tennessee	237-134-7-1539	14	56.5	124.63
1969	Archie Manning, Ole Miss	265-154-9-1752	14	58.2	135.15
1970	Pat Sullivan, Auburn	281-167-12-2586	17	59.4	148.09
1971	Bert Jones, LSU	119-66-4-945	9	55.5	141.43
1972	Bert Jones, LSU	199-103-7-1446	14	51.8	129.00
1973	Condredge Holloway, Tennessee	154-89-4-1450	10	57.8	136.75
1974	Matt Robinson, Georgia	121-60-10-1317	8	49.6	150.07
1975	Randy Wallace, Tennessee	145-72-11-1318	8	49.7	133.21
1976	Jimmy Fisher, Florida	146-83-8-1511	10	56.8	155.36
1977	Jeff Rutledge, Alabama	107-64-5-1207	8	59.8	169.88
1978	Jeff Rutledge, Alabama	140-73-10-1078	13	52.1	133.05
1979	John Fourcade, Ole Miss	196-115-9-1521	7	58.7	126.50
1980	Buck Belue, Georgia	156-77-5-1314	11	49.3	131.80
1981	Buck Belue, Georgia	188-114-9-1603	12	60.6	143.70
1982	Alan Risher, LSU	234-149-8-1834	17	63.7	146.00
1983	Wayne Peace, Florida	292-186-10-2079	10	63.7	128.00
1984	Kerwin Bell, Florida	184-98-7-1614	16	53.3	148.00
1985	Daryl Dickey, Tennessee	131-85-1-1161	10	64.9	163.10
1986	Tom Hodson, LSU	288-175-8-2261	19	60.8	142.90
1987	Eric Jones, Vanderbilt	229-139-11-1954	16	60.7	145.80
1988	Reggie Slack, Auburn	279-168-11-2230	9	60.2	130.11
1989	Tom Hodson, LSU	317-183-12-2655	22	57.7	143.41
1990	Mike Healey, Vanderbilt	130-75-1-1041	10	57.7	148.80
1991	Shane Matthews, Florida	361-218-18-3130	28	60.4	148.84
1992	Eric Zeier, Georgia	258-151-12-2248	12	58.5	137.80
1993	Heath Shuler, Tennessee	285-184-8-2354	25	64.6	157.3
1994	Terry Dean, Florida	180-109-10-1492	20	60.6	165.8
1995	Danny Wuerffel, Florida	325-210-10-3266	35	64.6	178.4
1996	Danny Wuerffel, Florida	360-207-13-3625	39	57.5	170.6
1997	Mike Bobo, Georgia	306-199-8-2751	19	65.0	155.8
1998	Tim Couch, Kentucky	553-400-15-4275	36	72.3	153.3
1999	Dusty Bonner, Kentucky	465-303-13-3266	26	65.2	137.0
2000	Rex Grossman, Florida	212-131-7-1866	21	61.8	161.8
2001	Rex Grossman, Florida	395-259-12-3896	34	65.6	170.8
2002	David Greene, Georgia	379-218-8-2924	22	57.5	137.3
2003	Matt Mauck, LSU	358-229-14-2825	28	64.0	148.2
2004	Jason Campbell, Auburn	270-188-7-2700	20	69.6	172.9
2005	Jay Cutler, Vanderbilt	462-273-9-3073	21	59.1	126.1
2006	JaMarcus Russell, LSU	342-232-8-3129	28	67.8	167.0
2007	Tim Tebow, Florida	350-234-6-3286	32	66.9	172.5
2008	Tim Tebow, Florida	298-192-4-2746	30	64.4	172.4
2009	Ryan Mallett, Arkansas	403-225-7-3624	30	55.8	278.8
2010	Ryan Mallett, Arkansas	266-411-12-3869	32	64.7	297.6
2011	Tyler Wilson, Arkansas	438-277-6-3638	24	63.2	148.4
2012	A.J. McCarron, Alabama	314-211-3-2933	30	67.7	175.3
2013	Johnny Manziel, Texas A&M	429-300-13-4114	37	69.9	172.9
2014	Blake Sims, Alabama	391-252-10-3487	28	64.5	157.9
2015	Brandon Allen, Arkansas	370-244-8-3440	30	60.5	166.5

RECEIVING (RANKED ON TOTAL YARDS)

Year	Player & School	Rec.	Yds
1948	Bob Walston, Georgia	25	525
1949	Jack Stribling, Ole Miss	22	598
1950	Bucky Curtis, Vanderbilt	27	791
1951	Harry Babcock, Georgia	41	666

Beginning in 1952, ranked on total receptions

1952	John Carson, Georgia	32	467
1953	John Carson, Georgia	45	663
1954	Jim Pyburn, Auburn	28	460
1955	Jimmy Orr, Georgia	24	443
1956	Jimmy Phillips, Auburn	23	383
1957	Jimmy Orr, Georgia	16	237
1958	Calvin Bird, Kentucky	21	373

RECORDS AND RESULTS



MISSISSIPPI STATE • MISSOURI • SOUTH CAROLINA • TENNESSEE • TEXAS A&M • VANDERBILT

Pete Abanie, Tulane	21	266
1959 Bobby Towns, Georgia	18	263
1960 Fred Brown, Georgia	31	275
1961 Tom Hutchinson, Kentucky	32	543
1962 Clem Dellenger, Tulane	39	375
1963 Pat Hodgson, Georgia	24	375
1964 Charley Casey, Florida	47	673
1965 Charley Casey, Florida	58	809
1966 Richard Trapp, Florida	63	872
1967 Bob Goodridge, Vanderbilt	79	1114
1968 Sammy Miller, Mississippi State	64	909
1969 Carlos Alvarez, Florida	88	1329

Beginning in 1970, ranked on receptions per game

	G	Rec.	Yds	RPG
1970 David Smith, Mississippi State	11	74	987	6.7
1971 Terry Beasley, Auburn	10	55	846	5.5
1972 Bill Buckley, Mississippi State	11	47	776	4.3
1973 Bill Buckley, Mississippi State	11	41	661	3.7
1974 Lee McGriff, Florida	11	36	698	3.3
1975 Larry Seivers, Tennessee	11	41	840	3.7
1976 Larry Seivers, Tennessee	11	51	737	4.6
1977 Martin Cox, Vanderbilt	11	48	783	4.4
1978 Mardye McDole, Mississippi State	11	48	1035	4.4
1979 Preston Brown, Vanderbilt	11	52	786	4.7
1980 Cris Collinsworth, Florida	11	40	599	3.6
1981 Norman Jordan, Vanderbilt	9	49	454	5.4
1982 Allama Matthews, Vanderbilt	11	61	797	5.5
1983 Keith Edwards, Vanderbilt	11	97	909	8.8
1984 Keith Edwards, Vanderbilt	11	60	576	5.5
1985 Everett Crawford, Vanderbilt	10	50	533	5.2
1986 Wendell Davis, LSU	11	80	1244	7.3
1987 Wendell Davis, LSU	11	72	993	6.6
1988 Boo Mitchell, Vanderbilt	11	78	1213	7.1
1989 Brad Gaines, Vanderbilt	11	67	634	6.1
1990 Kirk Kirkpatrick, Florida	11	55	770	5.0
1991 Todd Kinchen, LSU	11	53	855	4.8
1992 Willie Jackson, Florida	12	62	722	5.2
1993 Brice Hunter, Georgia	11	76	970	6.9
1994 Brice Hunter, Georgia	11	59	799	5.4
1995 Chris Doering, Florida	12	70	1045	5.8
1996 Joey Kent, Tennessee	11	68	1080	6.2
1997 Craig Yeast, Kentucky	11	73	873	6.6
1998 Craig Yeast, Kentucky	11	85	1311	7.7
1999 James Whalen, Kentucky	11	90	1019	8.2
2000 Jabar Gaffney, Florida	12	71	1184	5.9
2001 Josh Reed, LSU	12	94	1740	7.8
2002 Taylor Jacobs, Florida	11	71	1088	6.5
2003 Chris Collins, Ole Miss	13	77	949	5.9
2004 O.J. Small, Florida	12	63	719	5.3
2005 Chad Jackson, Florida	12	88	900	7.3
2006 Earl Bennett, Vanderbilt	12	82	1146	6.8
2007 Kenny McKinley, South Carolina	12	77	968	6.42
2008 Kenny McKinley, South Carolina	10	54	642	5.4
2009 Shay Hodge, Ole Miss	13	70	1135	5.38
2010 Randall Cobb, Kentucky	13	84	1017	6.46
2011 Da'Rick Rogers, Tennessee	12	67	1040	5.6
2012 Cobi Hamilton, Arkansas	12	90	1335	7.5
2013 Jordan Matthews, Vanderbilt	13	112	1477	8.6
2014 Amari Cooper, Alabama	14	124	1727	8.9
2015 Fred Ross, Mississippi State	13	88	1007	6.8

TOTAL OFFENSE (RANKED ON TOTAL YARDS)

Year	Player & School	Rush	Pass	Total
1948 John Rauch, Georgia		-117	1307	1190
1949 John Dottley, Ole Miss		1312	0	1312
1950 Babe Parilli, Kentucky		54	1627	1681
1951 Bill Wade, Vanderbilt		37	1609	1646
1952 Zeke Bratkowski, Georgia		-50	1824	1774
1953 Zeke Bratkowski, Georgia		-45	1461	1416
1954 Bobby Freeman, Auburn		267	865	1132
1955 John Majors, Tennessee		657	476	1133
1956 John Majors, Tennessee		549	552	1101
1957 Ray Brown, Ole Miss		530	308	838
1958 Lloyd Nix, Auburn		283	682	965
1958 Jake Gibbs, Ole Miss		228	755	933
1960 Fran Tarkenton, Georgia		85	1189	1274
1961 Pat Trammell, Alabama		279	1035	1314
1962 Billy Lothridge, Georgia Tech		478	1006	1484
1963 Jimmy Sidle, Auburn		1006	706	1712
1964 Rick Norton, Kentucky		-195	1514	1319
1965 Steve Spurrier, Florida		230	1893	2123
1966 Steve Spurrier, Florida		66	2012	2078
1967 Loran Carter, Auburn		65	1307	1372
1968 Tommy Pharr, Mississippi State		239	1838	2085
1969 John Reaves, Florida		-44	2896	2852

Beginning in 1970, ranked on average yards-per-game

	G	Rush	Pass	Total	Avg
1970 Pat Sullivan, Auburn	10	270	2586	2856	285.6
1971 Pat Sullivan, Auburn	10	84	2012	2096	209.6
1972 Norris Weese, Ole Miss	10	542	917	1459	145.9
1973 Fred Fisher, Vanderbilt	11	373	1450	1823	165.7
1974 Rocky Felker, Mississippi State	11	446	1147	1593	144.8
1975 Randy Wallace, Tennessee	12	211	1318	1529	127.4
1976 Jimmy Fisher, Florida	11	288	1511	1799	163.5
1977 Charles Alexander, LSU	11	1686	17	1783	162.1
1978 Dave Marler, Mississippi State	11	-31	2422	2391	217.4
1979 John Fourcade, Ole Miss	11	493	1521	2014	183.1
1980 John Fourcade, Ole Miss	11	402	1897	2299	209.0
1981 Whit Taylor, Vanderbilt	9	-65	2318	2253	250.3
1982 Whit Taylor, Vanderbilt	11	198	2481	2679	243.5
1983 Kurt Page, Vanderbilt	11	-144	3178	3034	275.8
1984 Kurt Page, Vanderbilt	11	-64	2405	2341	212.8
1985 Don Smith, Mississippi State	11	554	2332	2886	262.4
1986 Don Smith, Mississippi State	11	403	2349	2752	213.9
1987 Eric Jones, Vanderbilt	11	665	1954	2619	238.1
1988 Eric Jones, Vanderbilt	11	305	2548	2853	259.4
1989 Tom Hodson, LSU	11	-51	2655	2604	236.7
1990 Shane Matthews, Florida	11	-27	2952	2925	265.9
1991 Shane Matthews, Florida	11	10	3130	3140	285.5
1992 Shane Matthews, Florida	12	-29	3205	3176	264.7
1993 Eric Zeier, Georgia	11	-43	3525	3482	316.6
1994 Eric Zeier, Georgia	11	61	3396	3457	314.3
1995 Danny Wuerrfel, Florida	11	-141	3266	3125	284.1
1996 Danny Wuerrfel, Florida	12	-100	3625	3525	293.8
1997 Tim Couch, Kentucky	11	-125	3884	3759	341.7
1998 Tim Couch, Kentucky	11	-124	4275	4151	377.4
1999 Dusty Bonner, Kentucky	11	-141	3266	3125	284.1
2000 Jared Lorenzen, Kentucky	11	140	3687	3827	347.9
2001 Rex Grossman, Florida	11	8	3896	3904	354.9
2002 Rex Grossman, Florida	13	-65	3402	3337	256.7
2003 Eli Manning, Ole Miss	13	-28	3600	3572	274.8
2004 Chris Leak, Florida	12	79	3197	3276	273.0
2005 Jay Cutler, Vanderbilt	11	215	3073	3288	298.9
2006 Andre' Woodson, Kentucky	13	-137	3515	3378	259.8
2007 Tim Tebow, Florida	13	895	3286	4181	321.6
2008 Matthew Stafford, Georgia	13	40	3459	3499	269.2
2009 Ryan Mallett, Arkansas	13	-29	3624	3595	276.5
2010 Cam Newton, Auburn	14	1473	2854	4327	309.1
2011 Tyler Wilson, Arkansas	13	-3	3638	3635	279.6
2012 Johnny Manziel, Texas A&M	13	1410	3706	5116	393.5
2013 Johnny Manziel, Texas A&M	13	759	4114	4873	374.8
2014 Dak Prescott, Mississippi State	13	986	3449	4435	341.2
2015 Chad Kelly, Ole Miss	13	500	4042	4542	349.4

SCORING (RANKED ON TOTAL POINTS)

Year	Player & School	TDs	PATs	FGs	Pts
1933 Beattie Feathers, Tennessee		13	0	0	78
1934 Claude Simons, Tulane		10	9	0	69
1935 Ray Hapes, Ole Miss		12	2	0	74
1936 Bob Davis, Kentucky		11	0	0	66
1937 Pinky Rohm, LSU		9	0	0	54
1937 Bob Davis, Kentucky		9	0	0	54
1938 Parker Hall, Ole Miss		11	6	0	72
1939 Harvey Johnson, Mississippi State		10	2	0	62
1940 Merle Hapes, Mississippi State		12	0	0	72
1941 Jack Jenkins, Vanderbilt		12	15	1	90
1942 Frank Sinkwich, Georgia		16	0	0	96
1943 Steve Van Buren, LSU		14	14	0	98
1944 Tom McWilliams, Mississippi State		14	0	0	84
1945 Fred Grant, Alabama		11	0	0	66
1946 Charlie Trippi, Georgia		14	0	0	84
1947 Charlie Conerly, Ole Miss		9	0	0	54
1947 Bobby Forbes, Florida		9	0	0	54
1948 Joe Geri, Georgia		9	36	0	90
1949 John Dottley, Ole Miss		14	0	0	84
1950 Al Bruno, Kentucky		10	0	0	60
Wilbur Jamerson, Kentucky		10	0	0	60
Al Lary, Alabama		10	0	0	60
1951 Hal Payne, Tennessee		14	0	0	84
1952 Jackie Parker, Mississippi State		16	24	0	120
1953 Jimmy Wade, Tennessee		12	0	0	72
1954 Joe Childress, Auburn		7	20	1	65
1955 Paige Cothren, Ole Miss		6	20	6	74
1956 Jim Taylor, LSU		8	8	1	59
1957 Jim Taylor, LSU		12	14	0	86
1958 Billy Cannon, LSU		11	8	0	74
1959 Charley Flowers, Ole Miss		11	0	0	66
1960 Tom Mason, Tulane		13	0	0	78
1961 Wendell Harris, LSU		8	28	6	94
1962 Cotton Clark, Alabama		15	2	0	92



RECORDS AND RESULTS

ALABAMA • ARKANSAS • AUBURN • FLORIDA • GEORGIA • KENTUCKY • LSU • OLE MISS

1963	Billy Lothridge, Georgia Tech	3	15	12	69
1964	Doug Moreau, LSU	4	10	13	73
1965	Rodger Bird, Kentucky	13	0	0	78
1966	Bobby Etter, Georgia	0	21	12	57
1967	Dicky Lyons, Kentucky	11	4	1	73
1968	Dicky Lyons, Kentucky	11	0	0	66
1969	Tommy Durrance, Florida	18	2	0	110

Beginning in 1970, ranked on points per game

	G	TDs	PATs	FGs	Pts	Avg	
1970	Terry Beasley, Auburn	10	12	0	0	72	7.2
1971	Johnny Musso, Alabama	10	16	0	0	100	10.0
1972	Haskel Stanback, Tennessee	10	13	0	0	78	7.8
1973	Sonny Collins, Kentucky	11	13	1-2pt.	0	80	7.3
1974	Stanley Morgan, Tennessee	11	14	0	0	84	7.6
1975	Kevin McLee, Georgia	10	10	0	0	60	6.0
	Stanley Morgan, Tennessee	10	10	0	0	60	6.0
1976	Terry Robiskie, LSU	11	12	0	0	72	6.5
1977	Charles Alexander, LSU	11	17	2	0	104	9.5
1978	Joe Cribbs, Auburn	10	16	2	0	98	9.8
1979	Joe Cribbs, Auburn	11	15	4	0	94	8.5
1980	Herschel Walker, Georgia	11	15	0	0	90	8.2
1981	Herschel Walker, Georgia	11	20	0	0	120	10.9
1982	Herschel Walker, Georgia	11	17	1-2pt.	0	104	9.5
1983	Bobby Raymond, Florida	11	0	29	20	89	8.1
1984	Bobby Raymond, Florida	11	0	34	23	103	9.4
1985	Bo Jackson, Auburn	11	17	0	0	102	9.3
	Carlos Reveiz, Tennessee	11	0	30	24	102	9.3
1986	William Howard, Tennessee	8	14	1-2pt.	0	86	10.8
1987	Reggie Cobb, Tennessee	12	20	0	0	120	10.0
1988	Tim Worley, Georgia	11	18	0	0	108	9.8
1989	Siran Stacy, Alabama	11	18	0	0	108	9.8
1990	Greg Burke, Tennessee	12	0	50	19	107	8.9
1991	Arden Czyzewski, Florida	11	0	44	11	77	7.0
1992	Garrison Hearst, Georgia	11	21	0	0	126	11.5
1993	John Becksvoort, Tennessee	11	0	59	12	95	8.6
1994	Judd Davis, Florida	12	0	107	14	107	8.9
1995	Stephen Davis, Auburn	11	17	0	0	102	9.3
	Moe Williams, Kentucky	11	17	0	0	102	9.3
1996	Reidel Anthony, Florida	12	18	1	0	110	9.2
1997	Kevin Faulk, LSU	9	15	0	0	90	10.0
1998	Kevin Faulk, LSU	11	17	0	0	102	9.3
	Shaun Alexander, Alabama	11	17	0	0	102	9.3
1999	Shaun Alexander, Alabama	11	24	0	0	144	13.1
2000	Deuce McAllister, Ole Miss	11	17	0	0	102	9.3
2001	Jeff Chandler, Florida	10	0	46	19	103	10.3
2002	Billy Bennett, Georgia	14	0	52	26	130	9.3
2003	Jonathan Nichols, Ole Miss	13	0	49	25	125	9.5
2004	Matt Leach, Florida	12	0	49	13	88	7.3
2005	Brandon Coutu, Georgia	13	0	45	23	114	8.8
2006	James Wilhoit, Tennessee	13	0	42	18	96	7.4
2007	Tim Tebow, Florida	13	23	0	0	138	10.6
2008	Percy Harvin, Florida	12	17	0	0	102	8.5
2009	Leigh Tiffin, Alabama	14	0	42	30	132	9.4
2010	Vick Ballard, Mississippi State	12	20	0	0	120	10.0
2011	Trent Richardson, Alabama	13	24	0	0	144	11.1
2012	Johnny Manziel, Texas A&M	13	21	0	0	126	9.7
2013	Tre Mason, Auburn	14	25	0	0	150	10.7
2014	Marshall Morgan, Georgia	13	0	67	16	115	8.8
2015	Leonard Fournette, LSU	12	23	0	0	138	11.5

1972	Greg Gantt, Alabama	44	1875	42.6
1973	Greg Gantt, Alabama	25	1217	48.7
1974	Neil Clabo, Tennessee	64	2757	43.1
1975	Clyde Baumgarner, Auburn	49	2004	40.9
1976	Craig Colquitt, Tennessee	59	2510	42.5
1977	Jim Miller, Ole Miss	66	3029	45.9
1978	Jim Miller, Ole Miss	76	3283	43.2
1979	Jim Miller, Ole Miss	53	2362	44.6
1980	Jim Arnold, Vanderbilt	72	3180	44.2
1981	Malcolm Simmons, Alabama	60	2637	43.9
1982	Jimmy Colquitt, Tennessee	46	2156	46.9
1983	Paul Calhoun, Kentucky	69	2981	43.2
1984	Ricky Anderson, Vanderbilt	58	2793	48.2
1985	Lewis Colbert, Auburn	57	2610	45.8
1986	Bill Smith, Ole Miss	57	2522	44.3
1987	Matt DeFrank, LSU	33	1373	41.6
1988	Kent Elmore, Tennessee	41	1818	44.3
1989	Rene Bourgeois, LSU	39	1715	44.0
1990	Joey Chapman, Tennessee	45	1885	41.9
1991	Shayne Edge, Florida	46	1991	43.3
1992	Todd Jordan, Mississippi State	52	2267	43.6
1993	Terry Daniel, Auburn	51	2393	46.9
1994	Terry Daniel, Auburn	53	2358	44.5
1995	Chad Kessler, LSU	47	2072	44.1
1996	Bill Marinangel, Vanderbilt	77	3586	46.6
1997	Chad Kessler, LSU	39	1961	50.3
1998	Daniel Pope, Alabama	66	2901	43.9
1999	Corey Gibbs, LSU	57	2452	43.0
2000	Alan Rhine, Florida	47	2035	43.3
2001	Glenn Pakulak, Kentucky	56	2492	44.5
2002	Glenn Pakulak, Kentucky	66	3008	45.6
2003	Dustin Colquitt, Tennessee	68	3081	45.3
2004	Jared Cook, Mississippi State	49	2143	43.7
2005	Kody Bliss, Auburn	44	1975	44.9
2006	Kody Bliss, Auburn	47	2149	45.7
2007	Patrick Fisher, LSU	59	2627	44.5
2008	Tim Mashay, Kentucky	53	2397	45.2
2009	Drew Butler, Georgia	56	2691	48.1
2010	Tyler Campbell, Ole Miss	60	2782	46.4
2011	Dylan Breeding, Arkansas	53	2400	45.3
2012	Kyle Christy, Florida	66	3023	45.8
2013	Drew Kaser, Texas A&M	44	2085	47.4
2014	JK Scott, Alabama	55	2640	48.0
2015	Drew Kaser, Texas A&M	60	2848	47.5

KICKOFF RETURNS

Year	Player (School)	Ret	Yds	TD	Avg.
1959	Calvin Bird, Kentucky	14	426	1	30.4
1960	Calvin Bird, Kentucky	14	344	-	24.5
1961	Larry McIntire, Tulane	15	352	-	23.5
1962	Jerry Graves, Tulane	21	513	-	24.4
1963	Roger Bird, Kentucky	11	332	-	30.2
1964	Dan Bland, Mississippi State	20	558	1	27.9
1965	Dan Bland, Mississippi State	20	449	0	24.9
1966	Marcus Rhoden, Mississippi State	26	572	1	22.0
1967	Dave Strong, Vanderbilt	28	577	0	20.6
1968	David Smith, Mississippi State	27	590	0	21.9
1969	Doug Mathews, Vanderbilt	26	607	0	23.3
1970	Jeff Peoples, Vanderbilt	33	646	0	19.6
1971	Doug Kotar, Kentucky	24	589	1	24.5
1972	Doug Nettles, Vanderbilt	23	566	0	24.6
1973	Walter Packer, Mississippi State	26	547	0	21.0
1974	Gene Washington, Georgia	28	669	0	23.9
1975	Robert Dow, LSU	23	598	0	26.0
1976	Robert Dow, LSU	20	499	0	24.9
1977	James Brooks, Auburn	27	654	0	24.2
1978	Lindsay Scott, Georgia	20	529	1	26.5
1979	James Brooks, Auburn	21	577	0	27.5
1980	Glen Young, Mississippi State	19	525	1	27.6
1981	Eric Martin, LSU	18	526	1	29.2
1982	Willie Gault, Tennessee	23	549	1	23.9
1983	Randall Morris, Tennessee	15	447	0	29.8
1984	Marc Logan, Kentucky	11	289	0	26.2
1985	Willie Goodloe, Ole Miss	22	506	0	23.0
1986	J.R. Ambrose, Ole Miss	13	353	1	27.2
1987	Sam Martin, LSU	17	459	0	27.0
1988	Anthony Morgan, Tennessee	24	580	0	24.2
1989	Arthur Marshall, Georgia	16	445	0	27.8
1990	Dale Carter, Tennessee	17	507	1	29.8
1991	Larry Kennedy, Florida	12	331	0	27.6
1992	David Butler, LSU	21	531	0	25.3
1993	Billy Williams, Tennessee	13	369	0	28.4
1994	Eric Moulds, Mississippi State	13	426	0	32.8
1995	Reidel Anthony, Florida	19	472	1	24.8
1996	John Avery, Ole Miss	17	473	2	27.8
1997	Boo Williams, South Carolina	18	527	2	29.3

PUNTING (RANKED ON AVERAGE)

Year	Player & School	Punts	Yards	Avg
1948	Rip Collins, LSU	66		41.3
1949	Fred Montsdeoca, Florida	62		41.6
1951	Bobby Wilson, Alabama	33		41.9
1952	Rick Casares, Florida	23		41.4
1953	Zeke Bratkowski, Georgia	50		42.6
1954	Don Chandler, Florida	21		42.9
1955	Don Chandler, Florida	22		44.3
1956	Bob Gordon, Tennessee	14		47.1
1957	Bob Gordon, Tennessee	40		42.7
1958	Bobby Walden, Georgia	44		45.3
1959	Bobby Joe Green, Florida	54		44.9
1960	Bobby Walden, Georgia	38	1657	43.6
1961	Hank Lesenes, Vanderbilt	41	1703	41.5
1962	George Canale, Tennessee	53	2218	41.8
1963	Joe Kilgore, Auburn	51	2106	41.3
1964	Frank Lambert, Ole Miss	50	2205	44.1
1965	Richard McGraw, Mississippi State	48	2014	42.0
1966	Ron Widby, Tennessee	48	2104	43.8
1967	Eddie Ray, LSU	52	2228	42.8
1968	Julian Fagan, Ole Miss	75	3120	41.6
1969	Spike Jones, Georgia	71	3092	43.5
1970	Frank Mann, Alabama	46	1880	40.9
1971	Greg Gantt, Alabama	47	1967	41.9

RECORDS AND RESULTS



MISSISSIPPI STATE • MISSOURI • SOUTH CAROLINA • TENNESSEE • TEXAS A&M • VANDERBILT

1998	Craig Yeast, Kentucky	14	410	1	29.3
1999	Leonard Scott, Tennessee	20	540	1	27.0
2000	Ray Perkins, Vanderbilt	14	344	0	24.6
2001	Jason Armstead, Ole Miss	19	524	1	27.6
2002	Derek Abney, Kentucky	30	804	2	26.8
2003	Derek Abney, Kentucky	32	772	0	24.1
2004	Tyrone Prothro, Alabama	17	452	1	26.6
2005	Felix Jones, Arkansas	17	543	1	31.9
2006	Tristan Davis, Auburn	28	756	0	27.0
2007	Felix Jones, Arkansas	22	652	2	29.6
2008	Tristan Davis, Auburn	24	657	2	27.4
2009	D. Washington, Auburn	16	497	1	31.1
2010	Pa. Peterson, LSU	32	932	0	29.1
2011	Tre Mason, Auburn	24	633	1	26.4
2012	Cordarrelle Patterson, Tennessee	24	671	1	28.0
2013	Solomon Patton, Florida	22	642	1	29.2
2014	Marcus Murphy, Missouri	17	504	2	29.6
2015	Evan Berry, Tennessee	21	804	3	38.3

Tommy Neck, LSU	4
Johnny Robinson, LSU	4
Mailon Faircloth, Tennessee	5
Bruce Bennett, Florida	6
David Malone, Vanderbilt	6
Terry Beadles, Kentucky	6
Lynn Hughes, Georgia	6
Bobby Johns, Alabama	6
Jerry Joseph, LSU	6
1966 Gerald Warfield, Ole Miss	8
1967 Mike Jones, Tennessee	7
1968 Jake Scott, Georgia	10
1969 Buddy McClinton, Auburn	9
1970 Bobby Majors, Tennessee	10
1971 Steve Higginbotham, Alabama	7
1972 Harry Harrison, Ole Miss	9
1973 Thomas Wingfield, Vanderbilt	8
1974 Randy Talbot, Florida	7
1975 Ralph Oaks, Vanderbilt	7
1976 Henry Davison, Mississippi State	5
Dave Hayden, Kentucky	5
Steve Jackson, LSU	5
1977 James McKinney, Auburn	5
1978 Chris Williams, LSU	8
1979 Jeff Hipp, Georgia	6
1980 Jeff Hipp, Georgia	8
1981 Jeremiah Castille, Alabama	5
Bruce Vaughan, Florida	5
1982 Terry Hoage, Georgia	12
1983 Roger Clark, Ole Miss	4
Eugene Daniel, LSU	4
Charles Davis, Tennessee	4
Bruce Vaughan, Florida	4
1984 Paul Calhoun, Kentucky	7
1985 Chris White, Tennessee	9
1986 Chris Carrier, LSU	6
1987 Todd Sandroni, Ole Miss	7
1988 Greg Jackson, LSU	7
Todd Sandroni, Ole Miss	7
1989 Ben Smith, Georgia	10
1990 Will White, Florida	7
1991 George Teague, Alabama	6
1992 Antonio Langham, Alabama	6
George Teague, Alabama	6
1993 Alundis Brice, Ole Miss	7
Antonio Langham, Alabama	7
1994 Brian Robinson, Auburn	8
1995 Spencer Brown, Arkansas	5
Kevin Jackson, Alabama	5
1996 Kevin Jackson, Alabama	7
1997 Cedric Donaldson, LSU	7
1998 Robert Bean, Mississippi State	5
Deon Grant, Tennessee	5
Zac Painter, Arkansas	5
Kirby Smart, Georgia	5
1999 Deon Grant, Tennessee	9
2000 Lito Sheppard, Florida	6
Tim Wansley, Georgia	6
2001 Karlos Dansby, Auburn	5
Damien James, LSU	5
2002 Corey Webster, LSU	7
2003 Keiwan Ratliff, Florida	9
2004 Junior Rosegreen, Auburn	6
Ko Simpson, South Carolina	6
2005 Tim Jennings, Georgia	4
Jeramie Johnson, Mississippi State	4
Jonathan Joseph, South Carolina	4
Vickiel Vaughn, Arkansas	4
2006 Ryan Smith, Florida	8
2007 Rashad Johnson, Alabama	6
D.J. Moore, Vanderbilt	6
Craig Steltz, LSU	6
2008 Eric Berry, Tennessee	7
Ahmad Black, Florida	7
2009 Mark Barron, Alabama	7
2010 Robert Lester, Alabama	8
2011 Bacarri Rambo, Georgia	8
2012 Ha Ha Clinton-Dix, Alabama	5
Byron Moore, Tennessee	5
Darius Slay, Mississippi State	5
2013 Cody Prewitt, Ole Miss	6
2014 Senquez Golson, Ole Miss	10
2015 Dominick Sanders, Georgia	6
Eddie Jackson, Alabama	6

PUNT RETURNS

Year	Player (School)	Ret	Yds	TD	Avg.
1959	Billy Cannon, LSU	15	221	1	14.7
1960	Bill Jackson, Georgia	9	191	-	21.2
1961	Darrell Cox, Kentucky	21	281	-	13.4
1962	Cotton Clark, Alabama	15	243	-	12.8
1963	Joe Labruzzo, LSU	9	215	-	28.1
1964	Wayne Swinford, Georgia	34	343	0	10.1
1965	Marcus Rhoden, Mississippi State	19	413	3	21.7
1966	Dicky Lyons, Kentucky	25	419	2	16.8
1967	Jimmy Carter, Auburn	38	473	2	12.4
1968	Jake Scott, Georgia	35	440	1	12.6
1969	Bobby Majors, Tennessee	38	457	2	12.0
1970	Craig Burns, LSU	21	339	2	16.1
1971	Buzy Rosenberg, Georgia	35	438	2	12.8
1972	Eddie Brown, Tennessee	42	429	0	10.2
1973	Mike Fuller, Auburn	20	381	0	19.1
1974	Mike Fuller, Auburn	30	502	3	16.7
1975	Willie Shelby, Alabama	45	396	1	8.8
1976	Mark Mitchell, Georgia	20	233	0	11.6
1977	Mike Siganos, Kentucky	43	308	0	7.2
1978	Richard Blackmore, Mississippi State	11	155	0	14.1
1979	Roland James, Tennessee	19	243	1	12.8
1980	Scott Woerner, Georgia	31	488	1	15.7
1981	Glen Young, Mississippi State	19	307	2	16.2
1982	Lionel James, Auburn	25	394	0	15.8
1983	Timmy Moffett, Ole Miss	17	238	1	14.0
1984	Ricky Nattiel, Florida	22	346	1	15.7
1985	Brian Williams, Kentucky	20	223	1	11.1
1986	Thomas Woods, Tennessee	18	203	0	11.3
1987	Nathaniel Lewis, Georgia	14	194	1	13.9
1988	Chuck Carswell, Georgia	31	388	0	12.5
1989	Chris Tolbert, Kentucky	16	212	1	13.3
1990	Tony James, Mississippi State	23	341	2	14.8
1991	David Palmer, Alabama	24	386	3	16.1
1992	Jeff Brothers, Vanderbilt	20	246	0	12.3
1993	Shawn Summers, Tennessee	18	255	1	14.2
1994	Nilo Silvan, Tennessee	15	272	0	18.1
1995	Eddie Kennison, LSU	19	253	0	13.3
1996	Kevin Faulk, LSU	24	375	1	15.6
1997	Jacquez Green, Florida	27	392	2	14.5
1998	Kevin Prentiss, Mississippi State	26	339	1	13.0
1999	Kendrick Shanklin, Kentucky	16	216	1	13.5
2000	Lito Sheppard, Florida	22	307	2	14.0
2001	Domanick Davis, LSU	19	263	1	13.8
2002	Derek Abney, Kentucky	36	544	4	15.1
2003	Skyler Green, LSU	25	462	2	18.5
2004	Thomas Flowers, Georgia	16	242	0	15.1
2005	Rafael Little, Kentucky	21	355	0	16.9
2006	Mikey Henderson, Georgia	25	367	2	14.7
2007	Brandon James, Florida	14	254	1	18.1
2008	Robert Dunn, Auburn	15	240	1	16.0
2009	Trindon Holliday, LSU	20	362	1	18.1
2010	Pa. Peterson, LSU	26	418	2	16.1
2011	Joe Adams, Arkansas	19	321	4	16.9
2012	Ace Sanders, South Carolina	28	429	2	15.3
2013	Christian Jones, Alabama	23	321	2	14.0
2014	Quan Bray, Auburn	15	22	2	18.1
2015	Christian Kirk, Texas A&M	14	341	2	24.4

INTERCEPTIONS

Year	Player (School)	INT
1960	Bobby Bethune, Mississippi State	6
	Bryant Harvard, Auburn	6
1961	Jimmy Burson, Auburn	4
	Darrell Cox, Kentucky	4



RECORDS AND RESULTS

ALABAMA • ARKANSAS • AUBURN • FLORIDA • GEORGIA • KENTUCKY • LSU • OLE MISS

2015 NATIONAL COLLEGE FOOTBALL ATTENDANCE

(For All NCAA Men's Varsity Teams)

	TOTAL TEAMS	GAMES OR SESSIONS	2014 ATTENDANCE	AVERAGE	CHANGE IN TOTAL	CHANGE IN AVG.
Home Attendance, Division I-FBS	127	807	35,101,666	43,496	324,022	-694
FBS Neutral-Site Attendance		18	1,126,398	62,578	-311,749	5,052
FBS Bowl Game Attendance#		41	1,796,498	43,817	65,974	-555
NCAA DIVISION I-FBS TOTALS	*127	*864	37,957,921	43,933	44,683	-670
Home Attendance, Division I-FCS	123	653	5,103,360	7,815	-224,639	149
FCS Neutral-Site Attendance ^		14	446,260	31,876	30,687	-91
FCS Championship Game		1	21,836	21,836	918	918
NCAA DIVISION I-FCS TOTALS	123	668	5,571,456	8,341	-193,034	211
NCAA DIVISION I TOTALS	250	1,532	43,529,377	28,413	-148,351	396
Home Attendance, NCAA Division II	168	896	2,818,735	3,146	42,763	30
Division II Neutral-Site Attendance ^		16	168,103	10,506	-42,000	1,371
Division II Championship Game		1	16,181	16,181	9,419	9,419
NCAA DIVISION II TOTALS	*168	913	3,003,019	3,289	10,182	18
Home Attendance, NCAA Division III	243	1,228	2,349,042	1,913	-47,169	-56
Division III Neutral-Site Attendance ^		4	3,084	771	2,734	421
Division III Championship Game		1	5,343	5,343	-122	-122
NCAA DIVISION III TOTALS	*243	1,233	2,357,469	1,912	-44,557	-58
Home Attendance, Reclassifying Teams	5	27	168,101	6,226	-363,690	-6,745
NATIONAL TOTALS FOR 2014	*666	3,705	49,057,966	13,241	-546,416	-44

* Record.

Bowl attendance also includes two games that were also counted in "home" attendance (New Mexico Bowl at New Mexico and Military Bowl at Navy).

^ Championship Games counted separately.

CHAMPIONSHIP TOURNAMENTS: The total attendance for the Division I FCS Tournament was 258,066 for an 11,220 average over 23 games, the Division II Tournament was 111,853 for a 4,143 average over 27 games and the Division III Tournament was 66,834 for a 2,156 average over 31 games.

2015 NCAA DIVISION I FBS ATTENDANCE TEAM LEADERS

Rank	School	G	Attendance	Average	Rank	School	G	Attendance	Average
1.	Michigan	7	771,174	110,168	16.	South Carolina	6	472,934	78,822
2.	Ohio St.	7	750,705	107,244	17.	Wisconsin	7	546,099	78,014
3.	Texas A&M	7	725,354	103,622	18.	Southern California	7	527,506	75,358
4.	LSU	6	612,026	102,004	19.	Michigan St.	7	522,628	74,661
5.	Alabama	7	707,786	101,112	20.	Florida St.	7	512,534	73,219
6.	Tennessee	7	704,088	100,584	21.	Arkansas	7	471,279	67,326
7.	Penn St.	7	698,590	99,799	22.	UCLA	6	401,149	66,858
8.	Georgia	7	649,222	92,746	23.	Missouri	6	390,720	65,120
9.	Florida	7	630,457	90,065	24.	Iowa	7	441,992	63,142
10.	Texas	6	540,210	90,035	25.	Washington	7	433,432	61,919
11.	Nebraska	7	629,983	89,998	26.	Mississippi State	7	432,490	61,784
12.	Auburn	7	612,157	87,451	27.	Kentucky	8	490,361	61,295
13.	Oklahoma	6	512,139	85,357	28.	Virginia Tech	6	364,942	60,824
14.	Clemson	7	588,266	84,038	29.	Ole Miss	7	423,355	60,479
15.	Notre Dame	6	484,770	80,795	30.	BYU	6	351,191	58,532

2015 NCAA DIVISION I FCS ATTENDANCE TEAM LEADERS

Rank	School	G	Attendance	Average	Rank	School	G	Attendance	Average
1.	Montana	7	168,975	24,139	16.	South Dakota St.	6	77,394	12,899
2.	Jacksonville State	8	164,781	20,598	17.	Harvard	5	63,994	12,799
3.	Yale	4	82,189	20,547	18.	Alcorn	5	61,716	12,343
4.	James Madison	7	136,483	19,498	19.	McNeese St.	6	70,150	11,692
5.	Montana St.	6	115,032	19,172	20.	UNI	6	69,293	11,549
6.	Liberty	5	94,950	18,990	21.	Mercer	6	64,150	10,692
7.	North Dakota St.	9	166,472	18,497	22.	The Citadel	6	64,070	10,678
8.	Southern U.	4	73,239	18,310	23.	Eastern Ky.	4	41,400	10,350
9.	Delaware	6	94,954	15,826	24.	Alabama St.	5	51,449	10,290
10.	South Carolina St.	5	78,147	15,629	25.	Chattanooga	6	60,910	10,152
11.	Florida A&M	4	60,240	15,060	26.	Western Caro.	5	50,593	10,119
12.	N.C. A&T	5	74,940	14,988	27.	Missouri St.	5	50,182	10,036
13.	Youngstown St.	6	89,125	14,854	28.	Grambling	3	30,105	10,035
14.	Tennessee St.	4	58,481	14,620	29.	Eastern Wash.	5	47,886	9,577
15.	Jackson St.	5	66,258	13,252	30.	Lamar	5	46,818	9,364

2015 DIVISION I FOOTBALL ALL GAMES ATTENDANCE

Rank	School	G	Attendance	Rank	School	G	Attendance	Rank	School	G	Attendance
1.	Alabama	15	1,354,327	11.	Michigan St.	14	1,064,492	21.	Wisconsin	13	891,559
2.	Florida	14	1,168,182	12.	LSU	12	993,549	22.	Nebraska	13	888,247
3.	Ohio St.	13	1,156,844	13.	Arkansas	13	965,219	23.	Florida St.	13	882,729
4.	Michigan	13	1,141,598	14.	Oklahoma	13	961,405	24.	Mississippi St.	13	838,274
5.	Tennessee	13	1,131,422	15.	South Carolina	12	929,560	25.	Texas Tech	13	798,591
6.	Penn St.	13	1,112,170	16.	Notre Dame	13	926,775	26.	Oregon	13	765,188
7.	Texas A&M	13	1,104,438	17.	Southern California	14	926,069	27.	Kentucky	12	756,754
8.	Auburn	13	1,087,875	18.	Iowa	14	925,382	28.	Oklahoma St.	13	752,047
9.	Clemson	15	1,082,512	19.	Texas	12	919,690	29.	BYU	13	740,900
10.	Georgia	13	1,074,153	20.	Ole Miss	13	897,835	30.	UCLA	13	740,312

RECORDS AND RESULTS



MISSISSIPPI STATE • MISSOURI • SOUTH CAROLINA • TENNESSEE • TEXAS A&M • VANDERBILT

NATIONAL ATTENDANCE LEADERS

1959

	G	Att.	Avg.
3. LSU	7	408,727	58,390

1960

	G	Att.	Avg.
7. LSU	6	318,899	53,150

1961

	G	Att.	Avg.
3. LSU	6	381,409	63,651

1962

	G	Att.	Avg.
3. LSU	6	397,701	66,284

1963

	G	Att.	Avg.
2. LSU	6	396,846	66,141

1964

	G	Att.	Avg.
4. LSU	6	380,687	63,448

1965

	G	Att.	Avg.
4. LSU	7	457,733	65,390

1966

	G	Att.	Avg.
4. LSU	6	386,098	64,350

1967

	G	Att.	Avg.
4. LSU	7	454,101	64,872
10. Florida	6	355,496	59,249

1968

	G	Att.	Avg.
5. LSU	6	396,774	66,129
8. Tennessee	6	373,550	62,258

1969

	G	Att.	Avg.
7. LSU	6	388,461	64,744
9. Alabama	4	242,932	60,733
10. Georgia	6	360,417	60,070

1970

	G	Att.	Avg.
9. LSU	7	436,823	62,403

1971

	G	Att.	Avg.
5. LSU	7	463,491	66,213
8. Alabama	5	313,652	62,370

1972

	G	Att.	Avg.
5. Tennessee	6	409,188	68,198
7. LSU	7	470,078	67,154
9. Alabama	9	572,372	63,597

1973

	G	Att.	Avg.
5. LSU	7	474,108	67,730
6. Tennessee	7	460,641	65,806
8. Alabama	5	316,548	63,310

1974

	G	Att.	Avg.
5. Tennessee	8	929,127	66,141
6. LSU	6	395,587	65,931
9. Alabama	7	442,661	63,237

1975

	G	Att.	Avg.
5. Tennessee	7	508,724	72,674
9. LSU	6	386,171	64,362
10. Alabama	7	435,583	62,226

1976

	G	Att.	Avg.
3. Tennessee	7	564,922	80,703
7. LSU	7	452,921	64,703

1977

	G	Att.	Avg.
3. Tennessee	7	582,979	83,283
7. Alabama	5	323,166	64,333
9. LSU	7	445,433	63,633
10. Florida	6	375,814	62,636

1978

	G	Att.	Avg.
3. Tennessee	8	627,881	78,422
6. LSU	6	446,392	74,398

1979

	G	Att.	Avg.
3. Tennessee	6	512,139	85,357
8. LSU	7	507,984	72,569

1980

	G	Att.	Avg.
2. Tennessee	8	709,193	88,649
7. LSU	6	444,703	74,117
9. Alabama	7	494,662	70,666

1981

	G	Att.	Avg.
2. Tennessee	6	558,996	93,166
5. Georgia	6	484,162	80,694
8. LSU	7	513,850	73,407

1982

	G	Att.	Avg.
2. Tennessee	6	561,102	93,517
5. Georgia	6	490,080	81,680
6. LSU	7	537,012	76,716
9. Florida	7	535,432	73,855

1983

	G	Att.	Avg.
2. Tennessee	7	659,059	94,151
4. Georgia	7	574,898	82,128
6. LSU	7	535,432	76,490
9. Auburn	7	524,065	74,866

1984

	G	Att.	Avg.
2. Tennessee	7	654,602	93,515
6. LSU	6	467,746	77,958
7. Georgia	6	466,884	77,814

1985

	G	Att.	Avg.
2. Tennessee	7	658,690	94,099
5. Georgia	7	567,888	81,127
9. LSU	6	454,182	75,697

1986

	G	Att.	Avg.
2. Tennessee	7	643,317	91,902
5. Georgia	6	477,573	79,596
7. LSU	7	546,471	78,067
9. Florida	7	528,188	75,455

1987

	G	Att.	Avg.
5. Georgia	6	476,614	79,436
6. Auburn	7	551,276	78,754
7. LSU	7	541,238	77,320

1988

	G	Att.	Avg.
2. Tennessee	6	551,677	91,946
6. Georgia	6	481,406	80,234
7. LSU	6	464,006	77,334
10. Florida	7	517,019	73,860

1989

	G	Att.	Avg.
2. Tennessee	7	666,540	95,220
5. Auburn	7	569,975	81,425
6. Georgia	6	481,038	80,173
10. Florida	7	526,827	75,261

1990

	G	Att.	Avg.
2. Tennessee	6	563,502	93,917
5. Auburn	7	577,556	82,508
6. Georgia	6	489,210	81,535
9. Alabama	6	438,258	73,043

1991

	G	Att.	Avg.
2. Tennessee	6	578,389	96,398
5. Florida	6	506,729	84,455
6. Georgia	7	577,922	82,560



RECORDS AND RESULTS

ALABAMA • ARKANSAS • AUBURN • FLORIDA • GEORGIA • KENTUCKY • LSU • OLE MISS

7. Auburn	7	552,155	78,879
9. Alabama	6	453,094	75,516

1992

	G	Att.	Avg.
2. Tennessee	6	575,544	95,924
5. Florida	7	586,626	83,804
6. Georgia	6	499,162	83,194
8. Alabama	7	537,264	76,752
10. Auburn	7	510,549	72,936

1993

	G	Att.	Avg.
2. Tennessee	7	667,280	95,326
5. Florida	6	507,072	84,512
6. Auburn	7	567,506	81,072
7. Georgia	6	468,457	78,076
8. Alabama	7	529,765	75,681

1994

	G	Att.	Avg.
3. Tennessee	6	573,821	95,637
5. Florida	7	596,986	85,284
6. Georgia	6	488,633	81,439
7. Auburn	7	569,013	81,288

1995

	G	Att.	Avg.
2. Tennessee	7	662,857	94,694
5. Florida	6	510,832	85,139
6. Georgia	6	503,687	83,948
7. Auburn	7	568,266	81,181

1996

	G	Att.	Avg.
2. Tennessee	6	632,509	105,418
5. Florida	6	512,424	85,404
6. Auburn	7	577,278	82,468
7. South Carolina	6	477,208	79,535
8. LSU	7	556,631	79,519
9. Georgia	6	475,630	79,272

1997

	G	Att.	Avg.
1. Tennessee	6	639,227	106,538
5. Florida	6	512,775	85,463
6. Auburn	6	501,267	83,545
7. Georgia	6	494,375	82,396
9. LSU	7	561,016	80,145
10. South Carolina	6	480,041	80,007

1998

	G	Att.	Avg.
2. Tennessee	6	641,484	106,914
5. Georgia	6	513,710	85,618
6. Florida	6	511,792	85,299
7. Alabama	7	578,693	82,670
8. Auburn	7	567,773	81,110
10. LSU	6	481,739	80,290

1999

	G	Att.	Avg.
2. Tennessee	7	747,873	106,839
5. Georgia	6	516,702	86,117
6. Florida	6	512,960	85,494
7. Alabama	7	582,563	83,223
9. Auburn	7	566,333	80,904
10. Notre Dame	7	560,084	80,012

2000

	G	Att.	Avg.
2. Tennessee	6	645,567	107,595
5. LSU	7	614,704	87,815
6. Florida	6	511,518	85,253
7. Georgia	6	506,922	84,487
8. Alabama	6	502,622	83,770
10. Auburn	6	491,433	81,906

2001

	G	Att.	Avg.
3. Tennessee	6	641,059	106,843
5. LSU	7	633,439	90,491
6. Georgia	6	519,120	86,520
7. Auburn	6	512,691	85,449
8. Florida	6	512,590	85,432
11. South Carolina	7	578,295	82,614

2002

	G	Att.	Avg.
3. Tennessee	7	746,936	106,705
5. LSU	7	632,147	90,307
6. Georgia	7	605,640	86,520
7. Florida	7	596,296	85,185
8. Auburn	7	580,600	82,943
9. Alabama	7	579,999	82,857
10. South Carolina	6	492,828	82,138

2003

	G	Att.	Avg.
3. Tennessee	7	728,553	105,038
5. Georgia	6	552,000	92,058
6. LSU	7	641,200	90,974
7. Florida	6	531,288	90,177
8. Auburn	7	602,441	85,203

2004

	G	Att.	Avg.
2. Tennessee	7	746,507	106,644
5. Georgia	6	556,476	92,746
6. LSU	7	638,462	91,209
7. Florida	6	530,453	88,409

2005

	G	Att.	Avg.
2. Tennessee	6	645,558	107,593
5. Georgia	6	556,476	92,746
6. LSU	6	549,480	91,580
8. Florida	6	542,435	90,406
10. Auburn	7	589,124	84,160

2006

	G	Att.	Avg.
3. Tennessee	7	740,521	105,789
5. Georgia	7	649,222	92,746
6. LSU	8	737,696	92,212
7. Alabama	8	737,104	92,138
9. Florida	7	632,866	90,409

2007

	G	Att.	Avg.
4. Tennessee	7	727,426	103,918
5. Georgia	7	649,222	92,746
6. LSU	7	648,334	92,619
7. Alabama	7	644,966	92,138
8. Florida	7	632,715	90,388

2008

	G	Att.	Avg.
4. Tennessee	7	710,136	101,448
6. Georgia	6	556,476	92,746
7. LSU	7	739,065	92,383
8. Alabama	7	644,966	92,138
8. Florida	7	633,807	90,544
10. Auburn	7	608,482	86,915

2009

	G	Att.	Avg.
5. Tennessee	8	793,760	99,220
6. Georgia	6	556,476	92,746
7. LSU	7	647,420	92,489
8. Alabama	7	644,084	92,012
9. Florida	7	634,446	90,635

2010

	G	Att.	Avg.
4. Alabama	7	712,747	101,821
6. Tennessee	7	698,465	99,781
7. Georgia	6	556,476	92,746
8. LSU	7	649,023	92,718
9. Florida	7	633,579	90,511
10. Auburn	8	688,692	86,087

2011

	G	Att.	Avg.
3. Alabama	7	712,747	101,821
6. Tennessee	8	757,136	94,642
7. LSU	6	557,210	92,868
8. Georgia	6	555,676	92,613
9. Florida	7	623,429	89,061

2012

	G	Att.	Avg.
3. Alabama	7	712,052	101,722
6. Georgia	7	648,922	92,703
7. LSU	8	741,005	92,626
8. Tennessee	7	629,752	89,965
10. Florida	7	613,182	87,597

2013

	G	Att.	Avg.
3. Alabama	7	710,538	101,505
6. Tennessee	7	669,087	95,584
7. Georgia	6	556,476	92,746
8. LSU	7	639,927	91,418
10. Florida	6	524,638	87,440

2014

	G	Att.	Avg.
2. Texas A&M	6	630,735	105,123
4. LSU	7	712,063	101,723
6. Alabama	7	710,736	101,534
7. Tennessee	7	698,276	99,754
9. Georgia	7	649,222	92,746

2015

	G	Att.	Avg.
3. Texas A&M	7	725,354	103,622
4. LSU	6	612,026	102,004
5. Alabama	7	707,786	101,112
6. Tennessee	7	704,088	100,584
8. Georgia	7	649,222	92,746
9. Florida	7	630,457	90,065

RECORDS AND RESULTS

MISSISSIPPI STATE • MISSOURI • SOUTH CAROLINA • TENNESSEE • TEXAS A&M • VANDERBILT



CONFERENCE ATTENDANCE LEADERS

1981				
	TEAM	GAMES	ATTENDANCE	AVERAGE
	Big Ten	10	3,818,728	63,645
	SEC	10	3,846,492	63,057
	Big 8	8	2,559,480	51,190
	Pac 10	10	2,772,237	46,987
	SWC	9	2,232,757	41,347
	ACC	7	1,589,152	39,729
	WAC	9	1,443,515	28,304

1982				
	TEAM	GAMES	ATTENDANCE	AVERAGE
	Big Ten	10	3,935,722	66,707
	SEC	10	4,206,507	63,735
	Big 8	8	2,377,389	49,529
	Pac 10	10	2,745,676	46,537
	SWC	9	2,226,009	42,808
	ACC	8	1,706,451	41,621
	WAC	9	1,605,684	30,296

1983					
	TEAMS	GAMES	ATTENDANCE	PCT/CAPACITY	AVERAGE
	Big Ten	10	3,710,931	94.1	67,471
	SEC	10	4,214,702	98.5	64,842
	Big 8	8	2,398,184	85.7	48,943
	Pac 10	10	2,740,406	72.2	47,248
	ACC	8	2,087,800	88.6	42,608
	SWC	9	2,292,540	69.3	40,938
	WAC	9	1,567,062	62.1	30,136

1984					
	TEAMS	GAMES	ATTENDANCE	PCT/CAPACITY	AVERAGE
	Big Ten	10	3,943,802	94.1	67,997
	SEC	10	4,007,351	97.0	63,609
	Big 8	8	2,247,010	86.7	49,934
	Pac 10	10	2,976,655	70.7	47,248
	ACC	8	1,998,274	88.9	43,441
	SWC	9	2,177,507	70.2	41,085
	WAC	9	1,741,793	69.6	31,669

1985					
	TEAMS	GAMES	ATTENDANCE	PCT/CAPACITY	AVERAGE
	Big Ten	10	4,015,693	93.9	66,928
	SEC	10	4,017,104	95.8	63,764
	Pac 10	10	2,665,356	72.8	47,596
	Big 8	8	2,504,509	81.6	46,380
	ACC	8	2,029,574	86.4	42,283
	SWC	9	2,077,717	68.8	40,740
	WAC	9	1,744,123	67.3	31,711

1986					
	TEAMS	GAMES	ATTENDANCE	PCT/CAPACITY	AVERAGE
	Big Ten	10	4,006,845	92.8	65,686
	SEC	10	4,351,832	94.3	63,070
	Pac 10	10	2,856,910	73.0	48,422
	Big 8	8	2,242,082	80.4	45,757
	ACC	8	1,848,949	86.3	41,088
	SWC	9	2,006,663	64.3	37,862
	WAC	9	1,748,857	74.3	34,291

1987					
	TEAMS	GAMES	ATTENDANCE	PCT/CAPACITY	AVERAGE
	Big Ten	10	3,990,524	90.7	65,418
	SEC	10	4,117,046	94.1	64,329
	Pac 10	10	2,866,723	73.0	50,293
	Big 8	8	2,182,199	80.2	44,535
	ACC	8	1,970,198	84.2	41,919
	SWC	8	1,859,454	65.2	38,739
	WAC	9	1,927,572	77.0	35,696

1988					
	TEAMS	GAMES	ATTENDANCE	PCT/CAPACITY	AVERAGE
	SEC	10	3,912,241	91.3	63,101
	Big Ten	10	3,714,231	88.2	62,953
	Pac 10	10	3,058,637	74.4	50,977
	Big 8	8	2,184,333	77.9	44,578
	ACC	8	1,911,949	84.0	40,680
	SWC	8	1,774,120	65.4	38,568
	WAC	9	1,795,735	73.0	33,254

1989					
	TEAMS	GAMES	ATTENDANCE	PCT/CAPACITY	AVERAGE
	SEC	10	4,123,005	94.5	65,445
	Big Ten	10	3,492,647	83.5	59,197
	Pac 10	10	3,006,176	71.1	50,103
	Big 8	8	2,362,465	84.3	48,214
	ACC	8	2,010,317	84.3	41,027
	SWC	9	1,914,608	67.8	37,541
	WAC	9	1,844,999	71.9	33,545

1990					
	TEAMS	GAMES	ATTENDANCE	PCT/CAPACITY	AVERAGE
	SEC	10	4,215,400	93.3	63,870
	Big Ten	10	3,533,504	82.6	58,892
	Pac 10	10	2,872,173	73.7	49,520
	Big 8	8	2,257,825	79.9	46,078
	ACC	8	1,988,781	88.3	42,314
	SWC	9	2,087,248	69.8	39,382
	WAC	9	1,784,807	70.6	32,451

1991					
	TEAMS	GAMES	ATTENDANCE	PCT/CAPACITY	AVERAGE
	SEC	10	4,063,190	95.5	66,610
	Big Ten	10	3,674,654	83.1	60,240
	Pac 10	10	2,851,991	70.4	48,339
	Big 8	8	2,308,238	81.6	47,107
	ACC	8	2,257,413	89.3	44,263
	SWC	9	2,062,309	72.8	41,246
	Big East	8	1,788,611	69.7	38,056
	WAC	9	1,883,861	73.0	34,252

1992					
	TEAMS	GAMES	ATTENDANCE	PCT/CAPACITY	AVERAGE
	SEC	12	4,844,014	93.5	63,737
	Big Ten	10	3,600,410	82.4	60,007
	Big 8	8	2,247,907	82.3	47,828
	Pac 10	10	2,825,401	70.8	47,090
	ACC	9	2,332,674	89.9	44,013
	Big East	8	1,847,269	70.7	38,485
	SWC	8	1,697,152	64.1	36,110
	WAC	10	2,111,587	77.6	35,193

1993					
	TEAMS	GAMES	ATTENDANCE	PCT/CAPACITY	AVERAGE
	Big Ten	11	4,320,397	85.9	63,535
	SEC	12	4,897,564	91.9	62,789
	Pac-10	10	2,731,361	69.8	47,919
	Big 8	8	2,126,247	78.4	44,297
	ACC	9	2,379,045	86.2	44,056
	Big East	8	1,787,843	72.6	38,039
	SWC	8	1,587,652	62.6	35,281



RECORDS AND RESULTS

ALABAMA • ARKANSAS • AUBURN • FLORIDA • GEORGIA • KENTUCKY • LSU • OLE MISS

1994

	TEAMS	GAMES	ATTENDANCE	PCT/CAPACITY	AVERAGE
Big Ten	11	67	4,452,839	89.85	66,460
SEC	12	77	4,891,615	94.45	63,527
Big 8	8	46	2,194,545	84.40	47,708
Pac-10	10	59	2,785,373	73.36	47,210
ACC	9	51	2,248,700	87.52	44,092
Big East	8	46	1,902,096	73.93	41,350
SWC	8	43	1,588,955	65.36	36,952

1995

	TEAMS	GAMES	ATTENDANCE	PCT/CAPACITY	AVERAGE
Big Ten	11	68	4,592,499	91.4	67,537
SEC	12	76	4,827,834	93.6	63,524
Big 8	8	50	2,414,804	86.5	48,296
Pac-10	10	57	2,680,510	69.1	47,026
ACC	9	51	2,329,868	87.7	45,684
SWC	8	43	1,653,888	61.6	38,463
Big East	8	44	1,679,043	68.4	31,533

1996

	TEAMS	GAMES	ATTENDANCE	PCT/CAPACITY	AVERAGE
Big Ten	11	64	4,321,276	91.08	67,520
SEC	12	75	4,847,380	94.24	64,632
Big 12	12	69	3,549,474	89.21	51,442
Pac 10	10	58	2,761,006	71.78	47,604
ACC	9	50	2,203,849	85.27	44,077
Big East	8	47	1,825,870	68.60	38,848
WAC	16	91	2,615,219	63.72	28,739

1997

	TEAMS	GAMES	ATTENDANCE	PCT/CAPACITY	AVERAGE
Big Ten	11	70	4,744,211	89.8	67,774
SEC	12	76	5,005,126	91.1	65,857
Big 12	12	71	3,640,692	85.1	51,277
Pac-10	10	60	2,891,522	71.3	48,192
ACC	9	52	2,333,784	86.6	44,880
Big East	8	46	1,657,056	60.8	36,023
WAC	16	92	2,758,817	62.7	29,987

1998

	TEAMS	GAMES	ATTENDANCE	PCT/CAPACITY	AVERAGE
SEC	12	73	5,059,534	99.9	69,309
Big Ten	11	65	4,354,383	90.8	66,991
Big 12	12	71	3,661,740	83.7	51,574
Pac-10	10	60	3,024,262	75.3	50,404
ACC	9	51	2,330,879	79.2	45,704
Big East	8	48	1,914,957	71.7	39,895
WAC	16	91	2,594,194	58.8	28,508

1999

	TEAMS	GAMES	ATTENDANCE	PCT/CAPACITY	AVERAGE
SEC	12	78	5,500,664	100.4	70,521
Big Ten	11	70	4,701,095	90.9	67,159
Big 12	12	72	3,904,491	93.8	54,229
Pac-10	10	59	2,857,994	73.4	48,441
ACC	9	51	2,298,711	85.7	45,073
Big East	8	46	1,837,478	71.6	39,945
Mountain West	8	43	1,489,527	79.7	34,640

2000

	TEAMS	GAMES	ATTENDANCE	PCT/CAPACITY	AVERAGE
SEC	12	71	5,143,777	94.8	72,448
Big Ten	11	67	4,591,153	93.2	68,525
Big 12	12	74	3,995,338	91.2	53,991
Atlantic Coast	9	54	2,653,816	88.6	49,145
Pac-10	10	61	2,987,809	73.6	48,980
Big East	8	49	2,030,230	73.8	41,433
Mountain West	8	44	1,419,326	71.0	32,257

2001

	TEAMS	GAMES	ATTENDANCE	PCT/CAPACITY	AVERAGE
SEC	12	77	5,554,032	97.9	72,130
Big Ten	11	66	4,640,167	92.8	70,306
Big 12	12	76	4,232,596	93.2	55,692
Atlantic Coast	9	56	2,776,904	90.4	49,588
Pac-10	10	58	2,821,866	73.2	48,653
Big East	8	49	1,943,695	71.3	39,667
Mountain West	8	45	1,441,394	72.2	32,031

2002

	TEAMS	GAMES	ATTENDANCE	PCT/CAPACITY	AVERAGE
SEC	12	83	6,085,156	96.7	73,315
Big Ten	11	78	5,499,439	93.1	70,505
Big 12	12	79	4,593,104	97.3	56,705
Atlantic Coast	9	58	2,944,936	92.6	50,350
Pac-10	10	66	3,292,112	75.0	49,880
Big East	8	53	2,332,544	79.1	44,010
Mountain West	8	46	1,544,788	75.7	34,329

2003

	TEAMS	GAMES	ATTENDANCE	PCT/CAPACITY	AVERAGE
SEC	12	85	6,146,890	97.1	74,059
Big Ten	11	75	5,264,867	92.0	70,198
Big 12	12	81	4,565,288	92.6	56,362
Atlantic Coast	9	58	3,012,392	90.8	51,938
Pac-10	10	62	3,199,732	77.4	51,608
Big East	8	51	2,390,358	80.3	46,870
Mountain West	8	49	1,607,660	65.0	32,809

2004

	TEAMS	GAMES	ATTENDANCE	PCT/CAPACITY	AVERAGE
SEC	12	77	5,719,678	95.9	74,282
Big Ten	11	66	4,591,722	91.5	69,572
Big 12	12	72	4,126,492	94.9	57,312
Pac-10	10	58	3,229,666	82.5	55,684
Atlantic Coast	11	66	3,678,508	96.3	55,735
Big East	7	41	1,549,992	72.1	37,805
Mountain West	8	46	1,619,810	79.6	35,213

2005

	TEAMS	GAMES	ATTENDANCE	PCT/CAPACITY	AVERAGE
SEC	12	77	5,751,917	97.6	74,700
Big Ten	11	69	5,007,067	93.9	72,566
Big 12	12	72	4,204,574	95.0	58,397
Atlantic Coast	12	72	3,762,511	90.7	52,257
Pac-10	10	60	3,448,759	84.9	57,479
Big East	8	46	1,812,406	83.5	39,400
Mountain West	9	48	1,693,216	78.6	35,275

2006

	TEAMS	GAMES	ATTENDANCE	PCT/CAPACITY	AVERAGE
SEC	12	87	6,586,408	96.5	75,706
Big Ten	11	75	5,223,202	92.5	69,643
Big 12	12	83	4,894,337	94.6	58,968
Pac-10	10	64	3,604,124	87.6	56,314
Atlantic Coast	12	85	4,499,567	90.1	52,936
Big East	8	52	2,030,211	78.2	39,043
Mountain West	9	54	1,769,390	74.4	32,766

2007

	TEAMS	GAMES	ATTENDANCE	AVERAGE	CHANGE
SEC	12	89	6,687,342	75,139	-567
Big Ten	11	76	5,408,019	71,158	1,515
Big 12	12	80	4,875,289	60,941	1,973
Pacific-10	10	66	3,825,116	57,956	1,404
Atlantic Coast	12	77	4,141,590	53,787	851
Big East	8	53	2,197,190	41,456	2,413
Mountain West	9	55	1,866,531	33,937	1,171

RECORDS AND RESULTS



MISSISSIPPI STATE • MISSOURI • SOUTH CAROLINA • TENNESSEE • TEXAS A&M • VANDERBILT

2008					
	TEAMS	GAMES	ATTENDANCE	AVERAGE	CHANGE
SEC	12	83	6,378,085	76,844	1,705
Big Ten	11	77	5,399,659	70,125	-1,033
Big 12	12	84	5,288,296	62,956	2,015
Pacific-10	10	65	3,727,738	57,350	-606
Atlantic Coast	12	83	4,377,168	52,737	-1,050
Independents	3	19	965,235	50,802	-976
Big East	8	52	2,243,553	43,145	1,689
Mountain West	9	56	1,793,151	32,021	-1,916
Conference-USA	12	71	1,925,391	27,118	-548
Western Athletic	9	55	1,346,134	24,475	1,461
Sun Belt	8	41	761,942	18,584	2,210
Mid-American	13	73	1,221,054	16,727	-607

2009					
	TEAMS	GAMES	ATTENDANCE	AVERAGE	CHANGE
SEC	12	86	6,560,738	76,288	-556
Big Ten	11	77	5,526,237	71,769	1,644
Big 12	12	82	5,155,739	62,875	-81
Pacific-10	10	64	3,467,899	54,186	-3,164
ACC	12	81	4,151,171	51,249	-1,488
Big East	8	53	2,374,604	44,804	1,659
Mountain West	9	55	1,826,091	33,202	1,181
Conference USA	12	73	1,941,825	26,600	-518
Western Athletic	9	53	1,205,690	22,749	-1,726
Sun Belt	9	49	806,687	16,463	-2,121
Mid-American	13	74	1,133,434	15,317	-1,410
Independents	3	19	923,915	48,627	-2,175

2010					
	TEAMS	GAMES	ATTENDANCE	AVERAGE	CHANGE
SEC	12	85	6,521,151	76,719	432
Big Ten	11	76	5,480,023	72,106	336
Big 12	12	83	5,226,903	62,975	100
Pacific-10	10	62	3,336,793	53,819	-367
Atlantic Coast	12	79	4,067,984	51,493	244
Big East	8	53	2,386,461	45,028	224
Mountain West	9	54	1,861,071	34,464	1,263
Conference USA	12	76	2,162,509	28,454	1,854
Western Athletic	9	58	1,356,797	23,393	644
Sun Belt	9	48	862,502	17,969	1,506
Mid-American	13	74	1,155,099	15,609	293
Independents	3	17	887,165	52,186	3,559

2011					
	TEAMS	GAMES	ATTENDANCE	AVERAGE	CHANGE
SEC	12	84	6,369,898	75,832	-887
Big Ten	12	85	6,072,276	71,439	-667
Big 12	10	66	4,175,464	63,265	290
Pac 12	12	76	3,970,939	52,249	-1,570
Atlantic Coast	12	83	4,266,723	51,406	-87
Big East	8	55	2,407,109	43,766	-1,262
Mountain West	8	49	1,422,734	29,035	-5,429
Conference USA	12	70	1,855,609	26,509	-1,945
Western Athletic	8	47	959,117	20,407	-2,986
Sun Belt	9	51	978,824	19,193	1,224
Mid-American	13	79	1,345,570	17,033	1,423
Independent	4	22	1,212,962	55,135	2,948

2012					
	TEAMS	GAMES	ATTENDANCE	AVERAGE	CHANGE
SEC	#14	99	7,478,304	75,538	-294
Big Ten	12	84	5,883,372	70,040	-1,398
Big 12	10	66	3,894,266	59,004	-4,261
Pac-12	12	79	4,240,632	53,679	1,430
Atlantic Coast	12	80	3,992,779	49,910	-1,497
Big East	8	49	1,920,052	39,185	-4,581
Mountain West	10	63	1,630,930	25,888	-3,148
Conference USA	12	76	1,948,544	25,639	-870
Sun Belt	9	51	*1,008,084	19,766	574
Western Athletic	5	29	488,486	16,844	-3,562
Mid-American	12	71	1,102,346	15,526	-1,507

2013					
	TEAMS	GAMES	ATTENDANCE	AVERAGE	CHANGE
Southeastern #	14	100	**7,567,406	75,674	136
Big Ten	12	87	*6,127,526	70,431	391
Big 12	10	66	3,887,362	58,899	-105
Pac-12	12	80	*4,289,553	53,619	-59
Atlantic Coast #	14	97	*4,848,265	49,982	72
American #	10	65	2,191,285	33,712	--
Mountain West #	12	75	1,955,995	26,080	192
Conference USA #	13	73	1,570,248	21,510	-4,128
Sun Belt #	7	38	754,659	19,859	93
Mid-American #	13	74	1,238,660	16,739	1,213
Independents #	6	34	1,385,905	40,762	-10,862

2014					
	TEAMS	GAMES	ATTENDANCE	AVERAGE	CHANGE
SEC	14	100	**7,769,362	**77,694	2,020
Big Ten#	14	96	6,419,447	66,869	-3,562
Big 12	10	65	3,776,610	58,102	-797
Pac-12	12	78	4,110,783	52,702	-917
Atlantic Coast#	14	94	4,727,318	50,291	309
American#	11	69	2,014,334	29,193	-4,519
Mountain West	12	74	*1,868,773	25,254	-826
Conference USA#	12	72	1,472,759	20,455	-1,055
Sun Belt#	9	52	951,296	18,294	-1,565
Mid-American	13	76	1,172,750	15,431	-1,308
Independents#	4	24	1,269,175	52,882	12,120

2015					
	TEAMS	GAMES	ATTENDANCE	AVERAGE	CHANGE
SEC	14	99	**7,784,376	**78,630	936
Big Ten	14	99	*6,534,801	66,008	-861
Big 12	10	66	3,784,920	57,347	-755
Pac-12	12	79	4,098,519	51,880	-822
Atlantic Coast	14	92	4,511,055	49,033	-1,258
American#	12	76	*2,419,994	31,842	2,649
Mountain West	12	76	1,814,910	23,880	-1,374
Conference USA#	12	70	1,426,548	20,379	-76
Sun Belt#	11	63	*1,101,365	17,482	-812
Mid-American	13	78	1,194,683	15,316	-115
Independent#	3	18	1,021,907	56,773	3,891

** All conferences record.

* Conference record.

Different alignment than in prior year.



RECORDS AND RESULTS

ALABAMA • ARKANSAS • AUBURN • FLORIDA • GEORGIA • KENTUCKY • LSU • OLE MISS

SOUTHEASTERN CONFERENCE INDIVIDUAL RECORDS

TOTAL OFFENSE PLAYS

GAME:

1.	78—	Whit Taylor, Vanderbilt vs. Georgia (20 rushes, 58 passes)	1982
2.	74—	Tim Couch, Kentucky vs. LSU (8 rushes, 66 passes)	1997
	74—	Dusty Bonner, Kentucky vs. Louisville (12 rushes, 62 passes)	1999
	74—	Kenny Hill, Texas A&M vs. Mississippi State (12 rushes, 62 passes)	2014
5.	73—	Eric Zeier, Georgia vs. Florida (8 rushes, 65 passes)	1993
	73—	Tim Couch, Kentucky vs. Arkansas (6 rushes, 67 passes)	1998
	73—	Johnny Manziel, Texas A&M vs. LSU (17 rushes, 56 pass)	2012
8.	72—	André Woodson, Kentucky vs. Tennessee (10 rushes, 62 passes)	2007
9.	71—	Dusty Bonner, Kentucky vs. Tennessee (21 rushes, 50 passes)	1999
10.	70—	Peyton Manning, Tennessee vs. Florida (5 rushes, 65 passes)	1996
	70—	Dak Prescott, Mississippi State vs. Alabama (22 rushes, 48 passes)	2014

SEASON:

1.	637—	Dak Prescott, Mississippi State (160 rushes, 477 passes)	2015
2.	635—	Jared Lorenzen, Kentucky (76 rushes, 559 passes)	2000
	635—	Johnny Manziel, Texas A&M (201 rushes, 434 passes)	2012
4.	617—	Tim Couch, Kentucky (64 rushes, 553 passes)	1998
5.	613—	Tim Couch, Kentucky (66 rushes, 547 passes)	1997
6.	606—	Dak Prescott, Mississippi State (210 rushes, 396 passes)	2014
7.	587—	André Woodson, Kentucky (69 rushes, 518 passes)	2007
8.	576—	Dusty Bonner, Kentucky (111 rushes, 465 passes)	1999
9.	573—	Johnny Manziel, Texas A&M (144 rush, 429 pass)	2013
10.	568—	Joy Cutler, Vanderbilt (106 rushes, 462 passes)	2005
	568—	Bo Wallace, Ole Miss (131 rushes, 437 passes)	2013

CAREER:

1.	1,793—	Jared Lorenzen, Kentucky (279 rushes, 1,574 passes)	2000-03
2.	1,769—	Chris Leak, Florida (311 rushes, 1,458 passes)	2003-06
3.	1,764—	Aaron Murray, Georgia (286 rushes, 1,478 passes)	2010-13
4.	1,702—	Dak Prescott, Mississippi State (534 rushes, 1,168 passes)	2012-15
5.	1,695—	Joy Cutler, Vanderbilt (453 rushes, 1,242 passes)	2002-05
6.	1,687—	Tim Tebow, Florida (692 rushes, 995 passes)	2006-09
7.	1,644—	David Greene, Georgia (204 rushes, 1,440 passes)	2001-04
8.	1,581—	Bo Wallace, Ole Miss (395 rushes, 1,186 passes)	2012-14
9.	1,560—	Eric Zeier, Georgia (158 rushes, 1,402 passes)	1991-94
10.	1,534—	Peyton Manning, Tennessee (153 rushes, 1,381 passes)	1994-97

YARDS GAINED

GAME:

1.	576—	Johnny Manziel, Texas A&M vs. Louisiana Tech (181 rushing, 395 passing)	2012
2.	562—	Johnny Manziel, Texas A&M vs. Alabama (98 rushing, 464 passing)	2013
3.	557—	Johnny Manziel, Texas A&M vs. Arkansas (104 rushing, 453 passing)	2012
4.	554—	Dak Prescott, Mississippi State vs. Arkansas (46 rushing, 508 passing)	2015
5.	540—	Archie Manning, Ole Miss vs. Alabama (104 rushing, 436 passing)	1969
	540—	Rohan Davey, LSU vs. Alabama (12 rushing, 528 passing)	2001
7.	533—	Tim Tebow, Florida vs. Cincinnati (51 rushing, 482 passing)	2009
8.	527—	Eric Zeier, Georgia vs. Southern Miss (-17 rushing, 544 passing)	1993
9.	525—	Jared Lorenzen, Kentucky vs. Georgia (-3 rushing, 528 passing)	2000
10.	521—	Whit Taylor, Vanderbilt vs. Tennessee (57 rushing, 464 passing)	1981
11.	517—	Chris Nickson, Vanderbilt vs. Kentucky (71 rushing, 446 passing)	2006
12.	516—	Johnny Manziel, Texas A&M vs. Oklahoma (229 rushing, 287 passing)	2012
	516—	Kenny Hill, Texas A&M vs. South Carolina (5 rushing, 511 passing)	2014
14.	512—	Steve Taneyhill, So. Caro. vs. Mississippi State (39 rushing, 473 passing)	1995
15.	508—	Peyton Manning, Tennessee vs. Kentucky (-15 rushing, 523 passing)	1997
16.	505—	Nick Marshall, Auburn vs. Alabama (49 rush, 456 pass)	2014
17.	502—	Johnny Manziel, Texas A&M vs. Auburn (48 rushing, 454 passing)	2013
18.	500—	Dak Prescott, Mississippi State vs. Georgia Tech (47 rushing, 453 passing)	2014
19.	498—	Tim Couch, Kentucky vs. Louisville (0 rushing, 498 passing)	1998
20.	494—	Eric Zeier, Georgia vs. South Carolina (9 rushing, 485 passing)	1994

SEASON:

1.	5,116—	Johnny Manziel, Texas A&M (1,410 rushing, 3,706 passing)	2012
2.	4,873—	Johnny Manziel, Texas A&M (759 rushing, 4,114 passing)	2013
3.	4,542—	Chad Kelly, Ole Miss (500 rushing, 4,042 passing)	2015
4.	4,435—	Dak Prescott, Mississippi State (986 rushing, 3,449 passing)	2014
5.	4,381—	Dak Prescott, Mississippi State (588 rushing, 3,793 passing)	2015
6.	4,327—	Cam Newton, Auburn (1,473 rushing, 2,854 passing)	2010
7.	4,181—	Tim Tebow, Florida (895 rushing, 3,286 passing)	2007
8.	4,151—	Tim Couch, Kentucky (-124 rushing, 4,275 passing)	1998
9.	3,904—	Rex Grossman, Florida (8 rushing, 3,896 passing)	2001
10.	3,827—	Jared Lorenzen, Kentucky (140 rushing, 3,687 passing)	2000
11.	3,825—	Aaron Murray, Georgia (-68 rushing, 3,893 passing)	2012
12.	3,795—	Ryan Mallett, Arkansas (-74 rushing, 3,869 passing)	2010
13.	3,789—	Peyton Manning, Tennessee (-30 rushing, 3,819 passing)	1997
14.	3,759—	Tim Couch, Kentucky (-125 rushing, 3,884 passing)	1997

15.	3,701—	Bo Wallace, Ole Miss (355 rushing, 3,346 passing)	2013
16.	3,635—	Tyler Wilson (-3 rushing, 3,638 passing)	2011
17.	3,595—	Ryan Mallett, Arkansas (-29 rushing, 3,624 passing)	2009
18.	3,572—	Eli Manning, Ole Miss (-28 rushing, 3,600 passing)	2003
19.	3,547—	Brandon Allen, Arkansas (107 rushing, 3,440 passing)	2015
20.	3,525—	Danny Wuerffel, Florida (-100 rushing, 3,625 passing)	1996

CAREER:

1.	13,562—	Aaron Murray, Georgia (396 rush, 13,562)	2010-13
2.	12,232—	Tim Tebow, Florida (2,947 rushing, 9,285 passing)	2006-09
3.	11,897—	Dak Prescott, Mississippi State (2,521 rushing, 9,376 passing)	2012-15
4.	11,380—	Chris Leak, Florida (137 rushing, 11,213 passing, 30 receiving)	2003-06
5.	11,270—	David Greene, Georgia (-258 rushing, 11,528 passing)	2001-04
6.	11,020—	Peyton Manning, Tennessee (-181 rushing, 11,201 passing)	1994-97
7.	10,841—	Eric Zeier, Georgia (-312 rushing, 11,153 passing)	1991-94
8.	10,637—	Jared Lorenzen, Kentucky (279 rushing, 10,354 passing)	2000-03
9.	10,500—	Danny Wuerffel, Florida (-375 rushing, 10,875 passing)	1993-96
10.	10,478—	Bo Wallace, Ole Miss (944 rushing, 9,534 passing)	2012-14
11.	9,989—	Eli Manning, Ole Miss (-130 rushing, 10,119 passing)	2000-03
	9,989—	Johnny Manziel, Texas A&M (2,169 rushing, 7,820 passing)	2012-13
13.	9,953—	Joy Cutler, Vanderbilt (1,256 rushing, 8,697 passing)	2002-05
14.	9,577—	Casey Clausen, Tennessee (-130 rushing, 9,707 passing)	2000-03
15.	9,241—	Shane Matthews, Florida (-46 rushing, 9,287 passing)	1989-92

YARDS PER GAME

SEASON:

1.	393.5—	Johnny Manziel, Texas A&M (1,410 rushing, 3,706 passing, 13 games)	2012
2.	377.4—	Tim Couch, Kentucky (-124 rush, 4,275 pass, 11 games)	1998
3.	374.8—	Johnny Manziel, Texas A&M (759 rush, 4,114 pass, 13 games)	2013
4.	354.2—	Rex Grossman, Florida (8 rush, 3,896 pass, 11 games)	2001
5.	349.4—	Chad Kelly, Ole Miss (500 rushing, 4,042 passing, 13 games)	2015
6.	347.9—	Jared Lorenzen, Kentucky (140 rush, 3,687 pass, 11 games)	2000
7.	341.7—	Tim Couch, Kentucky (-125 rush, 3,884 pass, 11 games)	1997
8.	341.2—	Dak Prescott, Mississippi State (986 rush, 3,449 passing, 35 rec., 13 games)	2014
9.	337.0—	Dak Prescott, Mississippi State (588 rushing, 3,793 passing, 13 games)	2015
10.	321.6—	Tim Tebow, Florida (895 rushing, 3,286 passing, 13 games)	2007

CAREER:

1.	384.2—	Johnny Manziel, Texas A&M (9,989 in 26 games)	2012-13
2.	284.2—	Ryan Mallett, Arkansas (7,393 in 26 games)	2009-10
3.	281.4—	Tim Couch, Kentucky (8,160 yards in 29 games)	1996-98
4.	268.7—	Bo Wallace, Ole Miss (10,478 in 39 games)	2012-14
5.	264.0—	Shane Matthews, Florida (9,241 yards in 35 games)	1989-92
6.	260.8—	Aaron Murray, Georgia (13,562 yards in 52 games)	2010-13
7.	258.0—	Rex Grossman, Florida (9,031 yards in 35 games)	2000-02
8.	250.5—	Peyton Manning, Tennessee (11,020 yards in 44 games)	1994-97
9.	247.9—	Dak Prescott, Mississippi State (11,897 yards in 48 games)	2012-15
10.	247.4—	Jared Lorenzen, Kentucky (10,637 yards in 43 games)	2000-03

YARDS PER PLAY

GAME: (Min. 10 plays)

1.	21.4—	Eagle Day, Ole Miss vs. Villanova (10 for 214)	1954
2.	19.9—	Parker Hall, Ole Miss vs. Sewanee (10 for 199)	1938

GAME: (Min. 20 plays)

1.	16.10—	Joy Cutler, Vanderbilt vs. Furman (20 for 322)	2002
2.	15.55—	Matt Mauck, LSU vs. Louisiana Tech (20 for 311)	2003
3.	15.25—	Ryan Mallett, Arkansas vs. Georgia (27 for 412)	2009
4.	15.00—	Jason Campbell, Auburn vs. Arkansas (20 for 300)	2004
5.	14.59—	JaMarcus Russell, LSU vs. Mississippi State (22 for 321)	2006
6.	14.54—	Ryan Mallett, Arkansas vs. Mississippi State (22 for 312)	2009
7.	14.18—	Derrick Taite, Mississippi State vs. Tulane (33 for 468)	1994
8.	14.15—	Eli Manning, Ole Miss vs. Arkansas State (20 for 283)	2002
9.	14.03—	Rex Grossman, Florida vs. LSU (33 for 463)	2001
10.	14.00—	Chris Leak, Florida vs. Middle Tennessee State (23 for 322)	2004
11.	13.78—	Ryan Mallett, Arkansas vs. Troy (28 for 386)	2009
12.	13.52—	Tim Tebow, Florida vs. Western Kentucky (25 for 338)	2007
13.	13.42—	Kenny Hill, Texas A&M vs. SMU (24 for 322)	2014
14.	13.17—	Eric Zeier, Georgia vs. Texas Tech (23 for 303)	1993

GAME: (Min. 40 plays)

1.	11.9—	Tim Couch, Kentucky vs. Louisville (42 for 498)	1998
2.	11.54—	Jared Lorenzen, Kentucky vs. Vanderbilt (42 for 485)	2001
3.	11.49—	Rohan Davey, LSU vs. Alabama (47 for 540)	2001
4.	10.8—	Eric Zeier, Georgia vs. Southern Miss. (49 for 527)	1993
5.	10.7—	Johnny Manziel, Texas A&M vs. Arkansas (52 for 557)	2012
6.	10.6—	Johnny Manziel, Texas A&M vs. Alabama (53 for 562)	2013
	10.6—	Chad Kelly, Ole Miss vs. Arkansas (45 for 478)	2015

RECORDS AND RESULTS



MISSISSIPPI STATE • MISSOURI • SOUTH CAROLINA • TENNESSEE • TEXAS A&M • VANDERBILT

- 8. 10.3— Mike Bobo, Georgia vs. Georgia Tech (41 for 421) 1997
- 9. 10.1— Dameyune Craig, Auburn vs. Louisiana Tech (40 for 405) 1997
- 10.1— Johnny Manziel, Texas A&M vs. Oklahoma (51 for 576) 2012

GAME: (Min. 50 plays)

- 1. 10.7— Johnny Manziel, Texas A&M vs. Arkansas (52 for 557) 2012
- 2. 10.6— Johnny Manziel, Texas A&M vs. Alabama (53 for 562) 2013
- 3. 10.1— Johnny Manziel, Texas A&M vs. Oklahoma (51 for 576) 2012
- 4. 10.0— Steve Taneyhill, South Carolina vs. Mississippi State (51 for 512) 1995
- 5. 9.8— Chris Nickson, Vanderbilt vs. Kentucky (53 for 517) 2006
- 9.8— Johnny Manziel, Texas A&M vs. Louisiana Tech (59 for 576) 2012
- 7. 9.3— Johnny Manziel, Texas A&M vs. Mississippi State (53 for 493) 2013
- 8. 9.2— Eric Zeier, Georgia vs. South Carolina (54 for 494) 1994
- 9. 9.02— Nick Marshall, Auburn vs. Alabama (56 for 505) 2014
- 10. 9.0— Johnny Manziel, Texas A&M vs. Auburn (56 for 502) 2013

SEASON: (Min. 300 plays)

- 1. 9.10— Rex Grossman, Florida (429 for 3,904) 2001
- 2. 8.60— Aaron Murray, Georgia (445 for 3,825) 2012
- 3. 8.57— Pat Sullivan, Auburn (333 for 2,856) 1970
- 4. 8.50— Johnny Manziel, Texas A&M (573 for 4,873) 2013
- 5. 8.42— Danny Wuerffel, Florida (371 for 3,125) 1995
- 6. 8.34— Ryan Mallett, Arkansas (455 for 3,795) 2010
- 7. 8.33— Danny Wuerffel, Florida (423 for 3,525) 1996
- 8. 8.33— Brandon Allen, Arkansas (426 for 3,547) 2015
- 9. 8.32— Jason Campbell, Auburn (328 for 2,730) 2004
- 10. 8.30— JaMarcus Russell, LSU (394 for 3,271) 2006

CAREER: (Min. 900 plays)

- 1. 8.30— Johnny Manziel, Texas A&M (1,208 for 9,989) 2012-13
- 2. 8.04— Ryan Mallett, Arkansas (919 for 7,390) 2009-10
- 3. 7.75— Danny Wuerffel, Florida (1,355 for 10,500) 1993-96
- 4. 7.69— Aaron Murray, Georgia (1,764 for 13,562) 2010-13
- 5. 7.38— Matt Jones, Arkansas (1,137 for 8,392) 2001-04
- 6. 7.35— Rex Grossman, Florida (1,229 for 9,031) 2000-02
- 7. 7.30— Tyler Wilson, Arkansas (1,058 for 3,394) 2008-12
- 8. 7.25— Tim Tebow, Florida (1,687 for 12,232) 2006-09
- 9. 7.18— Peyton Manning, Tennessee (1,534 for 11,020) 1994-97
- 10. 7.16— JaMarcus Russell, LSU (936 for 6,704) 2004-06
- 11. 7.04— Matthew Stafford, Georgia (1,128 for 7,944) 2006-08
- 12. 7.03— Pat Sullivan, Auburn (974 for 6,844) 1969-71
- 13. 6.99— Dak Prescott, Mississippi State (1,702 for 11,897) 2012-15
- 14. 6.95— Eric Zeier, Georgia (1,560 for 10,841) 1991-94
- 15. 6.89— Jason Campbell, Auburn (1,103 for 7,606) 2001-04
- 16. 6.86— David Greene, Georgia (1,644 for 11,270) 2001-04
- 17. 6.72— Doug Johnson, Florida (1,007 for 6,765) 1996-99
- 18. 6.70— Eli Manning, Ole Miss (1,491 for 9,989) 2000-03
- 19. 6.63— Bo Wallace, Ole Miss (1,581 for 10,478) 2012-14
- 20. 6.615— Shane Matthews, Florida (1,397 for 9,241) 1989-92

TOUCHDOWN RESPONSIBILITY

GAME:

- 1. 7— Showboat Boykin, Ole Miss vs. Mississippi State (all rushing) 1951
- 7— Terry Dean, Florida vs. New Mexico State (all passing) 1994
- 7— Danny Wuerffel, Florida vs. Tennessee (1 rushing, 6 passing) 1995
- 7— Doug Johnson, Florida vs. Central Michigan (all passing) 1997
- 7— Tim Couch, Kentucky vs. Northeast Louisiana (1 rushing, 6 passing) 1997
- 7— Tim Couch, Kentucky vs. Indiana (all passing) 1997
- 7— Tim Couch, Kentucky vs. Louisville (all passing) 1998
- 7— Tim Tebow, Florida vs. South Carolina (5 rushing, 2 passing) 2007
- 7— Erik Ainge, Tennessee vs. Kentucky (all passing) 2007
- 7— Brandon Allen, Arkansas vs. Mississippi State (all passing) 2015
- 7— Dak Prescott, Mississippi State vs. Arkansas (2 rushing, 5 passing) 2015
- 12. 6— by 19 players [Latest: Chad Kelly, Ole Miss vs. Arkansas, 2015/Brandon Allen, Arkansas vs. Ole Miss, 2015]

SEASON:

- 1. 55— Tim Tebow, Florida (23 rushing, 32 passing) 2007
- 2. 51— Cam Newton, Auburn (20 rushing, 30 passing, 1 receiving) 2010
- 3. 47— Johnny Manziel, Texas A&M (21 rushing, 26 passing) 2012
- 4. 46— Johnny Manziel, Texas A&M (9 rushing, 37 passing) 2013
- 5. 43— André Woodson, Kentucky (3 rushing, 40 passing) 2007
- 6. 42— Tim Tebow, Florida (12 rushing, 30 passing) 2008
- 7. 41— Danny Wuerffel, Florida (2 rushing, 39 passing) 1996
- 41— Dak Prescott, Mississippi State (14 rushing, 27 passing) 2014
- 41— Chad Kelly, Ole Miss (10 rushing, 31 passing) 2015
- 10. 40— Tim Couch, Kentucky (3 rushing, 37 passing) 1997
- 11. 39— Peyton Manning, Tennessee (3 rushing, 36 passing) 1997
- 39— Rex Grossman, Florida (5 rushing, 34 passing) 2001
- 39— Aaron Murray, Georgia (3 rushing, 36 passing) 2012
- 39— Dak Prescott, Mississippi State (10 rushing, 29 passing) 2015
- 15. 37— Danny Wuerffel, Florida (2 rushing, 35 passing) 1995
- 37— Tim Couch, Kentucky (1 rushing, 36 passing) 1998
- 37— Aaron Murray, Georgia (35 passing, 2 receiving) 2011

- 18. 36— Ryan Mallett, Arkansas (4 rushing, 32 passing) 2010
- 19. 35— Tim Tebow, Florida (14 rushing, 21 passing) 2009
- 20. 33— Aaron Murray, Georgia (7 rushing, 26 passing) 2013

CAREER:

- 1. 145— Tim Tebow, Florida (57 rushing, 88 passing) 2006-09
- 2. 137— Aaron Murray, Georgia (16 rushing, 121 passing) 2010-13
- 3. 122— Danny Wuerffel, Florida (8 rushing, 114 passing) 1993-96
- 4. 114— Dak Prescott, Mississippi State (41 rushing, 70 passing, 3 receiving) 2012-15
- 5. 101— Peyton Manning, Tennessee (12 rushing, 89 passing) 1994-97
- 101— Chris Leak, Florida (13 rushing, 88 passing) 2003-06
- 7. 93— Johnny Manziel, Texas A&M (30 rushing, 63 passing) 2012-13
- 8. 90— Jared Lorenzen, Kentucky (12 rushing, 78 passing) 2000-03
- 9. 86— Eli Manning, Ole Miss (5 rushing, 81 passing) 2000-03
- 10. 84— André Woodson, Kentucky (5 rushing, 79 passing) 2004-07
- 11. 83— Rex Grossman, Florida (6 rushing, 77 passing) 2000-02
- 82— Shane Matthews, Florida (7 rushing, 74 passing, 1 receiving) 1989-92
- 82— Bo Wallace, Ole Miss (19 rushing, 62 passing, 1 receiving) 2012-14
- 81— Casey Clausen, Tennessee (6 rushing, 75 passing) 2000-03
- 15. 80— AJ McCarron, Alabama (3 rushing, 77 passing) 2010-13
- 16. 78— Tim Couch, Kentucky (4 rushing, 74 passing) 1996-98
- 17. 77— David Greene, Georgia (5 rushing, 72 passing) 2001-04
- 18. 76— Jay Cutler, Vanderbilt (17 rushing, 59 passing) 2002-05
- 19. 74— Connor Shaw, South Carolina (17 rushing, 56 passing, 1 receiving) 2010-13
- 20. 73— Erik Ainge, Tennessee (all passing) 2004-07

RUSHING MOST RUSHES

GAME:

- 1. 47— Herschel Walker, Georgia vs. Florida (192 yards) 1981
- 2. 46— Tre Mason, Auburn vs. Missouri (304 yards) 2013
- 46— Derrick Henry, Alabama vs. Auburn (271 yards) 2015
- 4. 45— Madre Hill, Arkansas vs. Auburn (186 yards) 1995
- 5. 43— Charles Alexander, LSU vs. Wyoming (231 yards) 1977
- 43— Herschel Walker, Georgia vs. South Carolina (219 yards) 1980
- 7. 42— Johnny Musso, Alabama vs. Auburn (221 yards) 1970
- 42— Brandon Holmes, Arkansas vs. LSU (143 yards) 2000
- 9. 41— Derick Logan, Kentucky vs. Georgia (140 yards) 1996
- 41— Derick Logan, Kentucky vs. Mississippi State (186 yards) 1996
- 41— Charles Alexander, LSU vs. Tulane (199 yards) 1977
- 41— Herschel Walker, Georgia vs. Ole Miss (265 yards) 1981
- 41— Johnnie Jones, Tennessee vs. Rutgers (234 yards) 1983
- 41— Errict Rhett, Florida vs. Georgia (183 yards) 1993
- 41— Travis Stephens, Tennessee vs. Arkansas (206 yards) 2001
- 41— Carnell Williams, Auburn vs. Georgia (167 yards) 2001

SEASON:

- 1. 395— Derrick Henry, Alabama (2,219 yards) 2015
- 2. 385— Herschel Walker, Georgia (1,891 yards) 1981
- 3. 335— Herschel Walker, Georgia (1,752 yards) 1982
- 4. 325— Darren McFadden, Arkansas (1,830 yards) 2007
- 5. 324— Rudi Johnson, Auburn (1,567 yards) 2000
- 6. 317— Tre Mason, Auburn (1,816 yards) 2013
- 7. 311— Charles Alexander, LSU (1,686 yards) 1977
- 8. 307— Madre Hill, Arkansas (1,387 yards) 1995
- 9. 303— Cameron Artis-Payne, Auburn (1,608 yards) 2014
- 10. 302— Shaun Alexander, Alabama (1,383 yards) 1999

CAREER:

- 1. 994*— Herschel Walker, Georgia (5,259 yards) 1980-82
- 2. 910— Anthony Dixon, Mississippi State (3,994 yards) 2006-99
- 3. 882— Dalton Hilliard, LSU (4,050 yards) 1982-85
- 4. 873— Errict Rhett, Florida (4,163 yards) 1990-93
- 5. 856— Kevin Faulk, LSU (4,557 yards) 1995-98
- 6. 855— Charles Alexander, LSU (4,035 yards) 1975-78
- 7. 785— Darren McFadden, Arkansas (4,590 yards) 2005-07
- 8. 777— Sonny Collins, Kentucky (3,835 yards) 1972-75
- 9. 741— Carnell Williams, Auburn (3,831 yards) 2001-04
- 10. 727— Shaun Alexander, Alabama (3,565 yards) 1996-99

*—NCAA record for three years

RUSHES PER GAME

SEASON:

- 1. 35.0— Herschel Walker, Georgia (385 in 11 games) 1981
- 2. 30.4— Herschel Walker, Georgia (335 in 11 games) 1982
- 3. 28.3— Charles Alexander, LSU (311 in 11 games) 1977
- 4. 27.5— Shaun Alexander, Alabama (302 in 11 games) 1999
- 5. 27.0— Rudi Johnson, Auburn (324 in 12 games) 2000
- 6. 26.7— Moe Williams, Kentucky (294 in 11 games) 1995
- 7. 26.1— Willie McClendon, Georgia (287 in 11 games) 1978
- 8. 26.3— Derrick Henry (395 in 15 games) 2015
- 9. 25.8— Emmitt Smith, Florida (284 in 11 games) 1989
- 10. 25.6— Madre Hill, Arkansas (307 in 12 games) 1995



RECORDS AND RESULTS

ALABAMA • ARKANSAS • AUBURN • FLORIDA • GEORGIA • KENTUCKY • LSU • OLE MISS

CAREER:

1.	30.1—	Herschel Walker, Georgia (994 in 33 games)	1980-82
2.	22.5—	Emmitt Smith, Florida (700 in 31 games)	1987-89
3.	20.9—	Kevin Faulk, LSU (856 in 41 games)	1995-98
4.	20.7—	Darren McFadden, Arkansas (725 in 38 games)	2005-07
5.	20.0—	Dalton Hilliard, LSU (882 in 44 games)	1982-85
6.	19.74—	Kenny Irons, Auburn (454 in 23 games)	2005-06
7.	19.70—	James Johnson, Mississippi State (453 in 23 games)	1997-98
8.	19.5—	Leonard Fournette, LSU (487 in 25 games)	2014-15
9.	19.4—	Charles Alexander, LSU (855 in 44 games)	1975-78
10.	19.2—	Knowshon Moreno, Georgia (498 in 26 games)	2007-08

YARDS GAINED

GAME:

1.	321—	Frank Mordica, Vanderbilt vs. Air Force (22 rushes)	1978
	321—	Darren McFadden, Arkansas vs. South Carolina (34 rushes)	2007
3.	316—	Emmitt Smith, Florida vs. New Mexico (31 rushes)	1989
4.	307—	Curtis Kuykendall, Auburn vs. Miami (33 rushes)	1944
5.	304—	Tre Mason, Auburn vs. Missouri (46 rushes)	2013
6.	299—	Moe Williams, Kentucky vs. South Carolina (40 rushes)	1995
7.	294—	Chuck Webb, Tennessee vs. Ole Miss (35 rushes)	1989
8.	291—	Shaun Alexander, Alabama vs. LSU (20 rushes)	1996
9.	290—	Bo Jackson, Auburn vs. SW Louisiana (23 rushes)	1985
10.	284—	Bobby Humphrey, Alabama vs. Mississippi State (30 rushes)	1986
11.	283—	Herschel Walker, Georgia vs. Vanderbilt (22 rushes)	1980
12.	282—	Dexter McCluster, Ole Miss vs. Tennessee (25 rushes)	2009
13.	272—	Moe Williams, Kentucky vs. Cincinnati (40 rushes)	1995
14.	271—	Derrick Henry, Alabama vs. Auburn (46 rushes)	2015
15.	267—	Bob Davis, Kentucky vs. Washington & Lee	1937
16.	266—	Nick Chubb, Georgia vs. Louisville (33 rushes)	2014
17.	265—	Herschel Walker, Georgia vs. Ole Miss (41 rushes)	1981
18.	256—	Bo Jackson, Auburn vs. Alabama (20 rushes)	1983
19.	252—	Anthony Dixon, Mississippi State vs. Kentucky (33 rushes)	2009
20.	250—	Joe Cribbs, Auburn vs. Georgia (34 rushes)	1978
	250—	Alley Broussard, LSU vs. Ole Miss (26 rushes)	2004

SEASON:

1.	2,219—	Derrick Henry, Alabama (395 rushes)	2015
2.	1,953—	Leonard Fournette, LSU (300 rushes)	2015
3.	1,891—	Herschel Walker, Georgia (385 rushes)	1981
4.	1,830—	Darren McFadden, Arkansas (325 rushes)	2007
5.	1,816—	Tre Mason, Auburn (317 rushes)	2013
6.	1,786—	Bo Jackson, Auburn (278 rushes)	1985
7.	1,752—	Herschel Walker, Georgia (335 rushes)	1982
8.	1,686—	Charles Alexander, LSU (311 rushes)	1977
9.	1,679—	Trent Richardson, Alabama (283 rushes)	2011
10.	1,658—	Mark Ingram, Alabama (271 rushes)	2009
11.	1,647—	Darren McFadden, Arkansas (284 rushes)	2006
12.	1,616—	Herschel Walker, Georgia (274 rushes)	1980
13.	1,608—	Cameron Artis-Payne, Auburn (303 rushes)	2014
14.	1,600—	Moe Williams, Kentucky (294 rushes)	1995
15.	1,599—	Emmitt Smith, Florida (284 rushes)	1989
16.	1,567—	Rudi Johnson, Auburn (324 rushes)	2000
17.	1,557—	Alex Collins, Arkansas (271 rushes)	2015
18.	1,547—	Garrison Hearst, Georgia (228 rushes)	1992
	1,547—	Nick Chubb, Georgia (219 rushes)	2014
20.	1,473—	Cam Newton, Auburn (264 rushes)	2010

CAREER:

1.	*5,259—	Herschel Walker, Georgia (33 games)	1980-82
2.	4,590—	Darren McFadden, Arkansas (38 games)	2005-07
3.	4,557—	Kevin Faulk, LSU (41 games)	1995-98
4.	4,303—	Bo Jackson, Auburn (38 games)	1982-85
5.	4,163—	Erric Rhett, Florida (48 games)	1990-93
6.	4,050—	Dalton Hilliard, LSU (44 games)	1982-85
7.	4,035—	Charles Alexander, LSU (44 games)	1975-78
8.	3,994—	Anthony Dixon, Mississippi State (47 games)	2006-09
9.	3,928—	Emmitt Smith, Florida (31 games)	1987-89
10.	3,835—	Sonny Collins, Kentucky (41 games)	1972-75
11.	3,831—	Carnell Williams, Auburn (42 games)	2001-04
12.	3,703—	Alex Collins, Arkansas (38 games)	2013-15
13.	3,591—	Derrick Henry, Alabama (41 games)	2013-15
14.	3,565—	Shaun Alexander, Alabama (42 games)	1996-99
15.	3,523—	James Brooks, Auburn (38 games)	1977-80
16.	3,420—	Bobby Humphrey, Alabama (35 games)	1985-88
17.	3,368—	Joe Cribbs, Auburn (38 games)	1976-79
18.	3,333—	Moe Williams, Kentucky (33 games)	1993-95
19.	3,261—	Mark Ingram, Alabama (39 games)	2008-10
20.	3,324—	Kenneth Darby, Alabama (47 games)	2003-06

*—NCAA record for three years

YARDS PER GAME

SEASON:

1.	171.9—	Herschel Walker, Georgia (1,891 in 11 games)	1981
2.	162.8—	Leonard Fournette, LSU (1,953 in 12 games)	2015
3.	162.4—	Bo Jackson, Auburn (1,786 in 11 games)	1985
4.	159.3—	Herschel Walker, Georgia (1,752 in 11 games)	1982
5.	153.3—	Charles Alexander, LSU (1,686 in 11 games)	1977
6.	151.8—	Todd Gurley, Georgia (911 in 6 games)	2014
7.	147.9—	Derrick Henry, Alabama (2,219 in 15 games)	2015
8.	146.9—	Herschel Walker, Georgia (1,616 in 11 games)	1980
9.	145.5—	Moe Williams, Kentucky (1,600 in 11 games)	1995
10.	145.4—	Emmitt Smith, Florida (1,599 in 11 games)	1989
11.	140.8—	Darren McFadden, Arkansas (1,830 in 13 games)	2007
12.	140.6—	Garrison Hearst, Georgia (1,547 in 11 games)	1992
13.	131.2—	Johnny Dottley, Ole Miss (1,312 in 10 games)	1949
14.	130.7—	Jay Graham, Tennessee (1,438 in 11 games)	1995
15.	130.6—	Rudi Johnson, Auburn (1,567 in 12 games)	2000
16.	129.7—	Tre Mason, Auburn (1,816 in 14 games)	2013
17.	129.2—	Trent Richardson, Alabama (1,679 in 12 games)	2011
18.	127.1—	Kevin Faulk, LSU (1,144 in 9 games)	1997
19.	126.5—	Anthony Dixon, Mississippi State (1,391 in 11 games)	2009
	126.5—	Brent Fullwood, Auburn (1,391 in 11 games)	1986

CAREER:

1.	159.4—	Herschel Walker, Georgia (5,259 in 33 games)	1980-82
2.	126.7—	Emmitt Smith, Florida (3,928 in 31 games)	1987-89
3.	120.8—	Darren McFadden, Arkansas (4,590 in 38 games)	2005-07
4.	119.5—	Leonard Fournette, LSU (2,987 in 25 games)	2014-15
5.	113.2—	Bo Jackson, Auburn (4,303 in 38 games)	1982-85
6.	111.2—	Kevin Faulk, LSU (4,557 in 41 games)	1995-98
7.	109.5—	Todd Gurley, Georgia (3,285 in 30 games)	2012-14
8.	106.6—	James Johnson, Mississippi State (2,452 in 23 games)	1997-98
9.	105.1—	Knowshon Moreno, Georgia (2,734 in 26 games)	2007-08
10.	103.0—	Jamal Lewis, Tennessee (2,677 in 26 games)	1997-99

YARDS PER RUSH

GAME: (Min. 40 rushes)

1.	7.48—	Moe Williams, Kentucky vs. South Carolina (299 on 40)	1995
2.	6.80—	Moe Williams, Kentucky vs. Cincinnati (272 on 40)	1995
3.	6.61—	Tre Mason, Auburn vs. Missouri (304 on 46)	2013
4.	6.46—	Herschel Walker, Georgia vs. Ole Miss (265 on 41)	1981
5.	5.89—	Derrick Henry, Alabama vs. Auburn (271 on 46)	2015
6.	5.70—	Johnnie Jones, Tennessee vs. Rutgers (234 on 41)	1983
7.	5.40—	Johnny Dottley, Ole Miss vs. Mississippi State (216 on 40)	1949
8.	5.37—	Charles Alexander, LSU vs. Wyoming (231 on 43)	1977
9.	5.30—	Marcus Lattimore, South Carolina vs. Florida (212 on 40)	2010
10.	5.26—	Johnny Musso, Alabama vs. Auburn (221 on 42)	1970

GAME: (Min. 30 rushes)

1.	10.19—	Emmitt Smith, Florida vs. New Mexico (316 on 31)	1989
2.	9.47—	Bobby Humphrey, Alabama vs. Mississippi State (284 on 30)	1986
3.	9.44—	Darren McFadden, Arkansas vs. South Carolina (321 on 34)	2007
4.	9.30—	Curtis Kuykendall, Auburn vs. Miami (307 on 33)	1944
5.	8.40—	Chuck Webb, Tennessee vs. Ole Miss (294 on 35)	1989
6.	8.27—	Johnnie Jones, Tennessee vs. Vanderbilt (248 on 30)	1983

GAME: (Min. 20 rushes)

1.	14.58—	Frank Mordica, Vanderbilt vs. Air Force (321 on 22)	1978
2.	14.55—	Shaun Alexander, Alabama vs. LSU (246 on 21)	1996
3.	12.86—	Herschel Walker, Georgia vs. Vanderbilt (283 on 22)	1980
4.	12.80—	Bo Jackson, Auburn vs. Alabama (256 on 20)	1983
5.	12.61—	Bo Jackson, Auburn vs. SW Louisiana (290 on 23)	1985
6.	11.75—	Johnny Dottley, Ole Miss vs. Chattanooga (235 on 20)	1949
7.	11.71—	Kevin Faulk, LSU vs. Houston (246 on 21)	1996
	11.71—	Garrison Hearst, Georgia vs. Vanderbilt (246 on 21)	1992
9.	11.28—	Dexter McCluster, Ole Miss vs. Tennessee (282 on 25)	2009
10.	11.27—	Tony Thompson, Tennessee vs. Mississippi State (248 on 22)	1990

GAME: (Min. 10 rushes)

1.	19.60—	Harvey Williams, LSU vs. Rice (196 on 10)	1987
2.	17.50—	George Canale, Tennessee vs. Chattanooga (175 on 10)	1962
3.	17.45—	Billy Baggett, LSU vs. Ole Miss (192 on 11)	1950
4.	17.10—	Jordan Wilkins, Ole Miss vs. Presbyterian (171 on 10)	2014
5.	16.40—	Keith Marshall, Georgia vs. Tennessee (164 on 10)	2012
6.	16.20—	Glen Coffee, Alabama at Arkansas (162 on 10)	2008
7.	16.18—	Tony Green, Florida vs. Maryland (178 on 11)	1974
8.	15.72—	Brent Fullwood, Auburn vs. SW Louisiana (173 on 11)	1985
9.	15.29—	Nick Marshall, Auburn vs. Tennessee (214 on 14)	2013
10.	15.18—	Trent Richardson, Alabama vs. North Texas (167 on 11)	2011

RECORDS AND RESULTS



MISSISSIPPI STATE • MISSOURI • SOUTH CAROLINA • TENNESSEE • TEXAS A&M • VANDERBILT

SEASON: (Min. 200 rushes)

1.	7.06—	Nick Chubb, Georgia (1,547 on 219)	2014
2.	7.01—	Johnny Manziel, Texas A&M (1,410 on 201)	2012
3.	6.90—	Jeremy Hill, LSU (1,401 on 203)	2013
4.	6.79—	Garrison Hearst, Georgia (1,547 on 228)	1992
5.	6.50—	Leonard Fournette, LSU (1,953 on 300)	2015
6.	6.48—	Knile Davis, Arkansas (1,322 on 204)	2010
6.	6.48—	Eddie Lacy, Alabama (1,322 on 204)	2012
8.	6.42—	Bo Jackson, Auburn (1,786 on 278)	1985
9.	6.31—	Johnny Dattley, Ole Miss (1,312 on 208)	1949
10.	6.24—	Todd Gurley, Georgia (1,385 on 222)	2012

SEASON: (Min. 100 rushes)

1.	8.74—	Felix Jones, Arkansas (1,162 on 133)	2007
2.	8.33—	Brent Fullwood, Auburn (1,391 on 167)	1986
3.	7.94—	Hank Lauricella, Tennessee (881 on 111)	1951
4.	7.68—	Bo Jackson, Auburn (1,213 on 158)	1983
5.	7.61—	Monk Gafford, Auburn (1,004 on 132)	1942
6.	7.58—	Felix Jones, Arkansas (1,168 on 154)	2006
7.	7.53—	Elijah Williams, Florida (858 on 114)	1995
8.	7.47—	Bobby Marlow, Alabama (882 on 118)	1950
9.	7.41—	James Brooks, Auburn (1,208 on 163)	1979
7.	7.41—	Todd Gurley, Georgia (911 on 123)	2014

CAREER: (Min. 400 rushes)

1.	6.62—	Bo Jackson, Auburn (4,303 on 650)	1982-85
2.	6.44—	Todd Gurley, Georgia (3,285 on 510)	2012-14
3.	6.27—	Bobby Marlow, Alabama (2,560 on 480)	1950-52
4.	6.02—	Michael Haddix, Mississippi State (2,558 on 425)	1979-82
5.	5.96—	Derrick Henry, Alabama (3,591 on 602 attempts)	2013-15
6.	5.95—	Garrison Hearst, Georgia (3,232 on 543)	1990-92
7.	5.85—	Darren McFadden, Arkansas (4,590 on 785)	2005-07
8.	5.84—	Walter Packer, Mississippi State (2,820 on 483)	1973-76
9.	5.82—	Tony Green, Florida (2,590 on 445)	1974-77
10.	5.80—	Trent Richardson, Alabama (3,130 on 540)	2009-11

TOUCHDOWNS RUSHING

SEASON:

1.	28—	Derrick Henry, Alabama	2015
2.	23—	Tim Tebow, Florida	2007
2.	23—	Tre Mason, Auburn	2013
4.	21—	Trent Richardson, Alabama	2011
2.	21—	Johnny Manziel, Texas A&M	2012
6.	22—	Leonard Fournette, LSU	2015
7.	20—	Cam Newton, Auburn	2010
8.	20—	Alex Collins, Arkansas	2015
9.	19—	Garrison Hearst, Georgia	1992
19.	19—	Shaun Alexander, Alabama	1999
19.	19—	LaBrandon Toefield, LSU	2001

CAREER:

1.	55—	Tim Tebow, Florida	2006-09
2.	49—	Herschel Walker, Georgia	1980-82
3.	46—	Kevin Faulk, LSU	1995-98
4.	45—	Carnell Williams, Auburn	2001-04
5.	44—	Dalton Hilliard, LSU	1982-85
6.	43—	Bo Jackson, Auburn	1982-85
7.	42—	Anthony Dixon, Mississippi State	2006-09
42—	Mark Ingram, Alabama	2008-10	
42—	Derrick Henry, Alabama	2013-15	
10.	41—	Shaun Alexander, Alabama	1996-99
41—	Darren McFadden, Arkansas	2005-07	
41—	Dak Prescott, Mississippi State	2012-15	
13.	40—	Charles Alexander, LSU	1975-78
14.	38—	Marcus Lattimore, South Carolina	2010-12
15.	37—	Deuce McAllister, Ole Miss	1997-00
16.	36—	Lars Tate, Georgia	1984-87
36—	Emmitt Smith, Florida	1987-89	
36—	Todd Gurley, Georgia	2012-14	
36—	Alex Collins, Arkansas	2013-15	
20.	35—	James Stewart, Tennessee	1991-94
35—	Trent Richardson, Alabama	2009-11	

LONG TOUCHDOWN PLAYS (RUSHING)

GAME:

1.	*99—	Kelsey Finch, Tennessee vs. Florida	1977
	*99—	Broderick Green, Arkansas vs. Eastern Michigan	2009
3.	98—	Stanley Howell, Mississippi State vs. Southern Miss	1979
4.	97—	Blondy Black, Mississippi State vs. Duquesne	1942
	97—	John Avery, Ole Miss vs. Arkansas	1997
6.	96—	Emmitt Smith, Florida vs. Mississippi State	1988
	96—	Chris Anderson, Alabama vs. Temple	1991
8.	95—	Harry Gilmer, Alabama vs. Kentucky	1945

9.	94—	Jessie Fatherree, LSU vs. Georgia	1935
	94—	Sal Nicolo, LSU vs. Rice	1952

ALL-PURPOSE YARDS

GAME:

1.	429—	Moe Williams, Kentucky vs. South Carolina (299 rush, 57 rec., 73 KOR)	1995
2.	376—	Kevin Faulk, LSU vs. Houston (246 rush, 8 rec., 16 KOR, 106 PR)	1996
3.	372—	Rafael Little, Kentucky vs. Vanderbilt (198 rush, 86 rec., 88 PR)	2005
4.	355—	Darren McFadden, Arkansas vs. So. Carolina (321 rush, 4 rec., 30 KOR)	2007
5.	344—	Nick Turner, Mississippi State vs. Tennessee (41 rush, 37 rec., 163 KOR, 103 PR)	2003
	344—	Kwane Doster, Vanderbilt vs. Ole Miss (101 rush, 243 KOR)	2002
7.	338—	Josh Reed, LSU vs. Alabama (293 rec., 5 PR, 40 KOR)	2001
8.	331—	Craig Yeast, Kentucky vs. Florida (206 rec., 116 KOR, 9 PR)	1998
	331—	Odell Beckham, Jr., LSU vs. UAB (15 rush, 136 rec., 21 KOR, 59 PR, 100 MFG)	2013
10.	324—	Dexter McCluster, Ole Miss vs. Tennessee (282 rush, 42 rec.)	2009

SEASON:

1.	2,396—	Randall Cobb, Kentucky (424 rush, 1,017 rec., 219 PR, 736 KOR)	2010
2.	2,374—	Tre Mason, Auburn (1,816 rush, 163 rec., 395 KOR)	2013
3.	2,315—	Odell Beckham, Jr., LSU (58 rush, 1,152 rec., 160 PR, 845 KR in 13 games)	2013
4.	2,310—	Darren McFadden, Arkansas (1,830 rush, 164 rec., 316 KOR)	2007
	2,310—	Derrick Henry, Alabama (2,219 rush, 91 rec.)	2015
6.	2,206—	Leonard Fournette, LSU (1,953 rush, 253 rec.)	2015
7.	2,120—	Domanick Davis, LSU (931 rush, 130 rec., 499 PR, 560 KOR)	2002
8.	2,109—	Kevin Faulk, LSU (1,279 rush, 287 rec., 265 PR, 278 KOR)	1998
9.	2,104—	Kevin Faulk, LSU (1,282 rush, 134 rec., 375 PR, 313 KOR)	1996
10.	2,083—	Trent Richardson, Alabama (1,679 rush, 338 rec., 66 KOR)	2011
11.	2,067—	Herschel Walker, Georgia (1,891 rush, 84 rec., 92 KOR)	1981
12.	2,058—	Darren McFadden, Arkansas (1,647 rush, 149 rec., 262 KOR)	2006
13.	2,016—	Bobby Humphrey, Alabama (1,471 rush, 201 rec., 344 KOR, 244 PR)	1986
14.	1,992—	Mark Ingram, Alabama (1,658 rush, 334 rec.)	2009
15.	1,990—	Felix Jones, Arkansas (1,162 rush, 176 rec., 652 KOR)	2007
16.	1,982—	Rafael Little, Kentucky (1,045 rush, 449 rec., 355 PR, 133 KOR)	2005
17.	1,961—	David Palmer, Alabama (278 rush, 1,000 rec., 439 KOR)	1993
18.	1,941—	Warren Norman, Vanderbilt (783 rush, 108 rec., 1,050 KOR)	2009
19.	1,922—	Derek Abney, Kentucky (5 rush, 569 rec., 544 PR, 804 KOR)	2002
20.	1,910—	Garrison Hearst, Georgia (1,547 rush, 324 rec., 39 KOR)	1992

SEASON AVERAGE:

1.	191.7—	Kevin Faulk, LSU (1,279 rush, 287 rec., 265 PR, 278 KOR in 11 games)	1998
2.	191.3—	Kevin Faulk, LSU (1,282 rush, 134 rec., 375 PR, 313 KOR in 11 games)	1996
3.	191.2—	Todd Gurley, Georgia (911 rush, 57 rec., 179 KOR in 6 games)	2014
4.	187.9—	Herschel Walker, Georgia (1,891 rush, 84 rec., 92 KOR in 11 games)	1981
5.	184.3—	Randall Cobb, Kentucky (424 rush, 1,017 rec., 219 PR, 736 KOR in 13 games)	2010
6.	183.8—	Leonard Fournette, LSU (1,953 rush, 253 rec. in 12 games)	2015
7.	182.9—	Kevin Faulk, LSU (1,144 rush, 93 rec., 192 PR, 217 KOR in 9 games)	1997
8.	180.2—	Rafael Little, Kentucky (1,045 rush, 449 rec., 355 PR, 133 KOR in 11 games)	2005
9.	178.1—	Odell Beckham, Jr., LSU (58 rush, 1,152 rec., 160 PR, 845 KR in 13 games)	2013
10.	177.7—	Darren McFadden, Arkansas (1,830 rush, 164 rec., 316 KOR in 13 games)	2007

CAREER:

1.	6,833—	Kevin Faulk, LSU (4,557 rush, 600 rec., 832 PR, 844 KOR)	1995-98
2.	5,881—	Darren McFadden, Arkansas (4,590 rush, 365 rec., 926 KOR)	2005-07
3.	5,856—	Derek Abney, Kentucky (160 rush, 2,339 rec., 1,042 PR, 2,315 KOR)	2000-03
4.	5,749—	Herschel Walker, Georgia (5,249 rush, 243 rec., 247 KOR)	1980-82
5.	5,743—	Domanick Davis, LSU (2,056 rush, 393 rec., 1,126 PR, 2,168 KOR)	1999-02
6.	5,596—	James Brooks, Auburn (3,523 rush, 347 rec., 1,726 KOR)	1977-80
7.	5,393—	Ernie Rhet, Florida (4,163 rush, 1,230 rec.)	1990-93
8.	5,343—	Rafael Little, Kentucky (2,996 rush, 1,324 rec., 854 PR, 169 KOR)	2004-07
9.	5,330—	Dennis Johnson, Arkansas (2,036 rush, 510 rec., 2,784 KOR)	2008-12
10.	5,326—	Dalton Hilliard, LSU (4,050 rush, 1,133 rec., 143 KOR)	1982-85

CAREER YARDS PER GAME AVERAGE:

1.	174.2—	Herschel Walker, Georgia (5,749 yards in 33 games)	1980-82
2.	166.7—	Kevin Faulk, LSU (6,833 yards in 41 games)	1995-98
3.	159.7—	Leonard Fournette, LSU (3,992 yards in 25 games)	2014-15
4.	154.8—	Darren McFadden, Arkansas (5,881 yards in 38 games)	2005-07
5.	147.3—	James Brooks, Auburn (5,596 yards in 38 games)	1977-80
6.	144.1—	Todd Gurley, Georgia (4,322 yards in 30 games)	2012-14
7.	141.7—	Bobby Humphrey, Alabama (4,958 yards in 35 games)	1985-88
8.	141.6—	Emmitt Smith, Florida (4,391 yards in 31 games)	1987-89
9.	137.0—	Rafael Little, Kentucky (5,343 yards in 39 games)	2004-07
10.	131.1—	Knowshon Moreno, Georgia (3,409 yards in 26 games)	2006-08

RUSHING YARDS BY A QUARTERBACK

SEASON:

1.	1,473—	Cam Newton, Auburn (264 rushes)	2010
2.	1,410—	Johnny Manziel, Texas A&M (201 rushes)	2012
3.	1,068—	Nick Marshall, Auburn (172 rushes)	2013
4.	1,006—	Jimmy Sidle, Auburn (185 rushes)	1963
5.	986—	Dak Prescott, Mississippi State (210 rushes)	2014
6.	910—	Tim Tebow, Florida (217 rushes)	2009
7.	909—	Mike Fanuzzi, Kentucky (179 rushes)	1974



RECORDS AND RESULTS

ALABAMA • ARKANSAS • AUBURN • FLORIDA • GEORGIA • KENTUCKY • LSU • OLE MISS

- 8. 895— Tim Tebow, Florida (210 rushes) 2007
- 9. 870— Andy Johnson, Georgia (174 rushes) 1971
- 10. 829— Dak Prescott, Mississippi State (134 rushes) 2013

CAREER:

- 1. 2,947— Tim Tebow, Florida 2006-09
- 2. 2,535— Matt Jones, Arkansas 2001-04
- 3. 2,521— Dak Prescott, Mississippi State 2012-15
- 4. 2,280— John Bond, Mississippi State 1980-83
- 5. 2,169— Johnny Manziel, Texas A&M 2012-13
- 6. 1,933— Dak Prescott, Mississippi State 2012-2015
- 7. 1,884— Phil Gargis, Auburn 1973-76
- 8. 1,868— Don Smith, Mississippi State 1983-86
- 9. 1,866— Nick Marshall, Auburn 2013-14
- 10. 1,799— Andy Johnson, Georgia 1971-73

PASSING ATTEMPTS

GAME:

- 1. 67— Tim Couch, Kentucky vs. Arkansas (47 comp., 499 yards) 1998
- 2. 66— John Reaves, Florida vs. Auburn (33 comp., 369 yards) 1969
- 66— Tim Couch, Kentucky vs. LSU (41 comp., 410 yards) 1997
- 4. 65— Eric Zeier, Georgia vs. Florida (36 comp., 386 yards) 1993
- 65— Peyton Manning, Tennessee vs. Florida (37 comp., 492 yards) 1996
- 6. 62— John Gromos, Vanderbilt vs. Alabama (30 comp., 324 yards) 1989
- 62— Dusty Bonner, Kentucky vs. Louisville (34 comp., 446 yards) 1999
- 62— Cory Phillips, Georgia vs. Georgia Tech (36 comp., 413 yards) 2000
- 62— André Woodson, Kentucky vs. Tennessee (39 comp., 430 yards) 2007
- 62— Kenny Hill, Texas A&M vs. Mississippi State (37 comp., 365 yards) 2014

SEASON:

- 1. 559— Jared Lorenzen, Kentucky (321 comp., 3,687 yards) 2000
- 2. 553— Tim Couch, Kentucky (400 comp., 4,275 yards) 1998
- 3. 547— Tim Couch, Kentucky (363 comp., 3,884 yards) 1997
- 4. 519— Erik Ainge, Tennessee (325 comp., 3,522 yards) 2007
- 5. 518— André Woodson, Kentucky (327 comp., 3,709 yards) 2007
- 6. 503— Rex Grossman, Florida (287 comp., 3,402 yards) 2002
- 7. 493— Kurt Page, Vanderbilt (286 comp., 3,178 yards) 1983
- 8. 481— Eli Manning, Ole Miss (279 comp., 3,401 yards) 2002
- 9. 477— Peyton Manning, Tennessee (287 comp., 3,819 yards) 1997
- 477— Dak Prescott, Mississippi State (316 comp., 3,793 yards) 2015
- 11. 465— Dusty Bonner, Kentucky (303 comp., 3,266 yards) 1999
- 12. 463— Shane Matthews, Florida (275 comp., 3,205 yards) 1992
- 13. 462— Jay Cutler, Vanderbilt (273 comp., 3,073 yards) 2005
- 462— John Parker Wilson, Alabama (255 comp., 2,846 yards) 2007
- 15. 458— Chad Kelly, Ole Miss (298 comp., 4,042 yards) 2015
- 16. 451— Dylan Thompson, South Carolina (270 comp., 3,564 yards) 2014
- 17. 441— Eli Manning, Ole Miss (275 comp., 3,600 yards) 2003
- 18. 438— David Greene, Georgia (264 comp., 3,307 yards) 2003
- 438— Tyler Wilson, Arkansas (277 comp., 3,638 yards) 2011
- 20. 437— Bo Wallace, Ole Miss (283 comp., 3,356 yards) 2013

CAREER:

- 1. 1,514— Jared Lorenzen, Kentucky (862 comp., 10,354 yards) 2000-03
- 2. 1,478— Aaron Murray, Georgia (921 comp., 13,166 yards) 2010-13
- 3. 1,458— Chris Leak, Florida (895 comp., 11,213 yards) 2003-06
- 4. 1,440— David Greene, Georgia (849 comp., 11,528 yards) 2001-04
- 5. 1,402— Eric Zeier, Georgia (838 comp., 11,153 yards) 1991-94
- 6. 1,381— Peyton Manning, Tennessee (863 comp., 11,201 yards) 1994-97
- 7. 1,363— Eli Manning, Ole Miss (829 comp., 10,119 yards) 2000-03
- 8. 1,278— André Woodson, Kentucky (791 comp., 9,360 yards) 2004-07
- 9. 1,270— Casey Clausen, Tennessee (775 comp., 9,707 yards) 2000-03
- 10. 1,242— Jay Cutler, Vanderbilt (710 comp., 8,697 yards) 2002-05
- 11. 1,231— Stan White, Auburn (659 comp., 8,016 yards) 1990-93
- 12. 1,210— Erik Ainge, Tennessee (733 comp., 8,700 yards) 2004-07
- 13. 1,209— Steve Taneyhill, South Carolina (727 comp., 8,555 yards) 1992-95
- 14. 1,202— Shane Matthews, Florida (722 comp., 9,287 yards) 1989-92
- 15. 1,186— Bo Wallace, Ole Miss (747 comp., 9,534 yards) 2012-14
- 16. 1,184— Tim Couch, Kentucky (795 comp., 8,435 yards) 1996-98
- 17. 1,175— John Parker Wilson, Alabama (665 comp., 7,924 yards) 2005-08
- 18. 1,170— Danny Wuerffel, Florida (708 comp., 10,500 yards) 1993-96
- 19. 1,169— Dak Prescott, Mississippi State (734 comp., 9,376 yards) 2012-15
- 20. 1,163— Tommy Hodson, LSU (674 comp., 9,115 yards) 1986-89

COMPLETIONS

GAME:

- 1. 47— Tim Couch, Kentucky vs. Arkansas (67 atts., 499 yards) 1998
- 2. 44— Tim Couch, Kentucky vs. Vanderbilt (53 atts., 492 yards) 1998
- 44— Kenny Hill, Texas A&M vs. South Carolina (60 atts., 511 yards) 2014
- 4. 42— Eli Manning, Ole Miss vs. Arkansas (56 atts., 414 yards) 2002
- 42— Kenny Hill, Texas A&M vs. Ole Miss (53 atts., 401 yards) 2014
- 6. 41— Tim Couch, Kentucky vs. Georgia (55 atts., 324 yards) 1997

- 41— Tim Couch, Kentucky vs. LSU (66 atts., 410 yards) 1997
- 8. 40— Tim Couch, Kentucky vs. Florida (61 atts., 406 yards) 1998
- 9. 39— Steve Taneyhill, South Carolina vs. East Carolina (58 atts., 451 yards) 1994
- 39— Tim Couch, Kentucky vs. Mississippi State (61 atts., 349 yards) 1997
- 39— Jared Lorenzen, Kentucky vs. Georgia (58 atts., 528 yards) 2000
- 39— André Woodson, Kentucky vs. Tennessee (62 atts., 430 yards) 2007

SEASON:

- 1. 400— Tim Couch, Kentucky (553 atts., 4,275 yards) 1998
- 2. 363— Tim Couch, Kentucky (547 atts., 3,884 yards) 1997
- 3. 327— André Woodson, Kentucky (518 atts., 3,709 yards) 2007
- 4. 325— Erik Ainge, Tennessee (519 atts., 3,522 yards) 2007
- 5. 321— Jared Lorenzen, Kentucky (559 atts., 3,687 yards) 2000
- 6. 316— Dak Prescott, Mississippi State (477 atts., 3,793 yards) 2015
- 7. 303— Dusty Bonner, Kentucky (465 atts., 3,266 yards) 1999
- 8. 300— Johnny Manziel, Texas A&M (429 atts., 4,114 yards) 2013
- 9. 298— Chad Kelly, Ole Miss (458 atts., 4,042 yards) 2015
- 10. 295— Johnny Manziel, Texas A&M (434 atts., 3,706 yards) 2012
- 11. 287— Peyton Manning, Tennessee (477 atts., 3,819 yards) 1997
- 287— Rex Grossman, Florida (503 atts., 3,402 yards) 2002
- 13. 286— Kurt Page, Vanderbilt (493 atts., 3,178 yards) 1983
- 14. 283— Bo Wallace, Ole Miss (437 atts., 3,356 yards) 2013
- 15. 279— Eli Manning, Ole Miss (481 atts., 3,401 yards) 2002
- 16. 277— Tyler Wilson (438 atts., 3,638 yards) 2011
- 17. 275— Shane Matthews, Florida (463 atts., 3,205 yards) 1992
- 275— Eli Manning, Ole Miss (441 atts., 3,600 yards) 2003
- 19. 273— Jay Cutler, Vanderbilt (462 atts., 3,073 yards) 2005
- 20. 270— Dylan Thompson, South Carolina (451 atts., 3,564 yards) 2014

CAREER:

- 1. 921— Aaron Murray, Georgia (1,478 atts., 13,166 yards) 2010-13
- 2. 895— Chris Leak, Florida (1,458 atts., 11,213 yards) 2003-06
- 3. 863— Peyton Manning, Tennessee (1,402 atts., 11,201 yards) 1994-97
- 4. 862— Jared Lorenzen, Kentucky (1,514 atts., 10,354 yards) 2000-03
- 5. 849— David Greene, Georgia (1,440 atts., 11,528 yards) 2001-04
- 6. 838— Eric Zeier, Georgia (1,402 atts., 11,153 yards) 1991-94
- 7. 829— Eli Manning, Ole Miss (1,363 atts., 10,119 yards) 2000-03
- 8. 795— Tim Couch, Kentucky (1,184 atts., 8,435 yards) 1996-98
- 9. 791— André Woodson, Kentucky (1,278 atts., 9,360 yards) 2004-07
- 10. 775— Casey Clausen, Tennessee (1,270 atts., 9,707 yards) 2000-03
- 11. 747— Bo Wallace, Ole Miss (1,186 atts., 9,534 yards) 2012-14
- 12. 734— Dak Prescott, Mississippi State (1,169 atts., 9,376 yards) 2012-15
- 13. 733— Erik Ainge, Tennessee (1,210 atts., 8,700 yards) 2004-07
- 14. 727— Steve Taneyhill, South Carolina (1,209 atts., 8,555 yards) 1992-95
- 15. 722— Shane Matthews, Florida (1,202 atts., 9,287 yards) 1989-92
- 16. 710— Jay Cutler, Vanderbilt (1,242 atts., 9,953 yards) 2002-05
- 17. 708— Danny Wuerffel, Florida (1,170 atts., 10,875 yards) 1993-96
- 18. 686— AJ McCarron, Alabama (1,026 atts., 9,019 yards) 2010-13
- 19. 677— Rex Grossman, Florida (1,110 atts., 9,164 yards) 2000-02
- 20. 674— Tommy Hodson, LSU (1,163 atts., 9,115 yards) 1986-89

CONSECUTIVE COMPLETIONS

- 1. 24— Tee Martin, Tennessee (1 vs. Alabama, 23 vs. South Carolina) 1998
- 2. 22— Greyson Lambert (20 vs. South Carolina, 2 vs. Southern) 2015
- 2. 20— Kent Austin, Ole Miss (5 vs. Tulane, 15 vs. Tennessee) 1982
- 20— Connor Shaw, South Carolina vs. Missouri 2012
- 4. 18— Eli Manning, Ole Miss vs. Murray State 2001
- 18— Tyler Wilson, Arkansas vs. Auburn 2011
- 6. 17— Dave Marler, Mississippi State (6 vs. Florida State, 11 vs. Tennessee) 1978
- 17— Rohan Davey, LSU (6 vs. Arkansas, 11 vs. Western Carolina) 2000
- 17— Matt Mauck, LSU (10 vs. Arizona, 7 vs. Western Illinois) 2003
- 17— Chris Leak, Florida (17 vs. Wyoming) 2005
- 10. 16— Steve Spurrier, Florida (9 vs. Florida State, 7 vs. N.C. State) 1966
- 16— Stan White, Auburn vs. New Mexico State 1993
- 16— Dusty Bonner, Kentucky vs. Connecticut 1999
- 16— Matt Mauck, LSU (2 vs. Auburn, 14 vs. Louisiana Tech) 2003
- 16— Greg McElroy, Alabama (4 vs. Georgia State, 12 vs. Auburn) 2010

COMPLETION PERCENTAGE

GAME: (Min. 10 comp.)

- 1. 100.0— Rohan Davey, LSU vs. Western Carolina (11 of 11) 2000
- 2. 96.0— Greyson Lambert, Georgia vs. South Carolina (24 of 25) 2015
- 3. 94.7— Kent Austin, Ole Miss vs. Tulane (18 of 19) 1982
- 4. 94.4— Chris Todd, Auburn vs. Furman (17 of 18) 2009
- 5. 93.8— Danny Wuerffel, Florida vs. Georgia Southern (15 of 16) 1996
- 93.8— AJ McCarron, Alabama vs. Georgia State (15 of 16) 2013
- 7. 92.3— Jason Campbell, Auburn vs. Western Kentucky (12 of 13) 2004
- 92.3— Greg McElroy, Alabama vs. Georgia State (12 of 13) 2010
- 9. 91.7— Nelson Stokley, LSU vs. Mississippi State (11 of 12) 1967
- 91.7— David Rudder, Tennessee vs. Alabama (11 of 12) 1978
- 91.7— Jason Campbell, Auburn vs. Western Carolina (11 of 12) 2002

RECORDS AND RESULTS



MISSISSIPPI STATE • MISSOURI • SOUTH CAROLINA • TENNESSEE • TEXAS A&M • VANDERBILT

GAME (Min. 20 comp.)

1.	95.8—	Tee Martin, Tennessee vs. South Carolina (23 of 24).....	1998
2.	95.2—	Connor Shaw, South Carolina vs. Missouri (20 of 21).....	2012
3.	88.6—	Tim Tebow, Florida vs. Cincinnati (31 of 35).....	2010
4.	88.0—	Connor Shaw, South Carolina vs. Wisconsin (22 of 25).....	2013
5.	87.5—	Ryan Mallett, Arkansas vs. Tennessee Tech (21 of 24).....	2010
6.	87.0—	Eli Manning, Ole Miss vs. Murray State (20 of 23).....	2001
7.	87.0—	David Greene, Georgia vs. Vanderbilt (20 of 23).....	2002
8.	86.9—	Bill Ransdell, Kentucky vs. Florida (20 of 23).....	1986
9.	86.2—	Zach Mettenberger, LSU vs. Mississippi State (25 of 29).....	2013
10.	85.2—	Erik Ainge, Tennessee vs. Memphis (23 of 27).....	1995
	85.2—	Ryan Mallett, Arkansas vs. South Carolina (23 of 27).....	2009

GAME: (Min. 30 comp.)

1.	88.6—	Tim Tebow, Florida vs. Cincinnati (31 of 35).....	2009
2.	86.4—	Steve Taneyhill, South Carolina vs. Mississippi State (38 of 44).....	1995
3.	85.0—	Dusty Bonner, Kentucky vs. Connecticut (34 of 40).....	1999
4.	83.3—	Johnny Manziel, Texas A&M vs. Mississippi State (30 of 36).....	2012
5.	83.0—	Tim Couch, Kentucky vs. Vanderbilt (44 of 53).....	1998
6.	79.5—	Rohan Davey, LSU vs. Alabama (35 of 44).....	2001
	79.5—	Stephen Garcia, South Carolina vs. Vanderbilt (31 of 39).....	2010
	79.5—	Johnny Manziel, Texas A&M vs. Ole Miss (31 of 39).....	2013
9.	79.1—	Tim Couch, Kentucky vs. Northeast Louisiana (34 of 43).....	1997
10.	79.0—	Aaron Murray, Georgia vs. Kentucky (30 of 38).....	2012

SEASON: (Min. 100 comp.)

1.	72.3—	Tim Couch, Kentucky (400 of 553).....	1998
2.	70.9—	Greg McElroy, Alabama (222 of 315).....	2010
3.	70.7—	Wayne Peace, Florida (174 of 246).....	1982
	70.7—	Ben Leard, Auburn (111 of 157).....	1999
5.	69.9—	Johnny Manziel, Texas A&M (300 of 429).....	2013
6.	68.7—	Austyn Carta-Samuels, Vanderbilt (193 of 281).....	2013
	68.7—	Maxwell Smith, Kentucky (103 of 152).....	2012
8.	68.0—	Johnny Manziel, Texas A&M (295 of 434).....	2012
9.	69.6—	Jason Campbell, Auburn (188 of 270).....	2004
10.	67.9—	Hutson Mason, Georgia (188 of 277).....	2014

SEASON: (Min. 200 comp.)

1.	72.3—	Tim Couch, Kentucky (400 of 553).....	1998
2.	70.9—	Greg McElroy, Alabama (222 of 315).....	2010
3.	69.9—	Johnny Manziel, Texas A&M (300 of 429).....	2013
4.	68.7—	Austyn Carta-Samuels, Vanderbilt (193 of 281).....	2013
5.	68.0—	Johnny Manziel, Texas A&M (295 of 434).....	2012
6.	67.8—	JaMarcus Russell, LSU (232 of 342).....	2006
	67.8—	Tim Tebow, Florida (213 of 214).....	2009
8.	67.7—	Kenny Hill, Texas A&M (214 of 321).....	2014
9.	67.5—	Connor Shaw, South Carolina (154 of 228).....	2012
10.	67.2—	AJ McCarron, Alabama (211 of 313).....	2012
	67.2—	AJ McCarron, Alabama (226 of 336).....	2013

COMPLETION PERCENTAGE

CAREER: (Min. 300 comp.)

1.	68.9—	Johnny Manziel, Texas A&M (595 of 863).....	2012-13
2.	67.1—	Tim Couch, Kentucky (795 of 1,184).....	1996-98
	67.1—	Kenny Hill, Texas A&M (230 of 343).....	2014
4.	66.8—	Connor Shaw, South Carolina (300 of 449).....	2010-13
5.	66.7—	AJ McCarron, Alabama (460 of 690).....	2010-13
6.	66.4—	Tim Tebow, Florida (661 of 995).....	2006-09
7.	66.3—	Greg McElroy, Alabama (436 of 658).....	2007-10
8.	65.5—	Connor Shaw, South Carolina (480 of 733).....	2010-13
9.	65.3—	Dusty Bonner, Kentucky (313 of 479).....	1997, 1999
10.	64.6—	Jason Campbell, Auburn (552 of 854).....	2001-04
11.	63.0—	Bo Wallace, Ole Miss (747 of 1,186).....	2012-14
12.	62.8—	Dak Prescott, Mississippi State (734 of 1,169).....	2012-15
13.	62.6—	Tyler Wilson, Arkansas (593 of 948).....	2008-12
14.	62.5—	Peyton Manning, Tennessee (863 of 1,381).....	1994-97
15.	62.3—	Aaron Murray, Georgia (921 of 1,478).....	2010-13
16.	61.98—	Jeff Francis, Tennessee (476 of 768).....	1985-88
17.	61.95—	Alan Risher, LSU (381 of 615).....	1980-82
18.	61.89—	André Woodson, Kentucky (791 of 1,278).....	2004-07
19.	61.86—	JaMarcus Russell, LSU (493 of 797).....	2004-06
20.	61.6—	Wayne Peace, Florida (610 of 991).....	1980-83
	61.6—	Heath Shuler, Tennessee (316 of 513).....	1991-93

PASSING EFFICIENCY

CAREER: (Min. 300 comp.)

1.	170.8—	Tim Tebow, Florida (661 of 995).....	2006-09
2.	164.1—	Johnny Manziel, Texas A&M (595 of 863).....	2012-13
3.	163.6—	Danny Wuerffel, Florida (708 of 1,170).....	1993-96
4.	160.3—	AJ McCarron, Alabama (460 of 690).....	2010-13
5.	158.6—	Aaron Murray, Georgia (921 of 1,478).....	2010-13
6.	158.1—	Ryan Mallett, Arkansas (491 of 814).....	2009-10

7.	155.9—	Connor Shaw, South Carolina (480 of 733).....	2010-13
8.	155.4—	Greg McElroy, Alabama (436 of 658).....	2007-10
9.	148.2—	Jason Campbell, Auburn (552 of 854).....	2001-04
10.	147.1—	Peyton Manning, Tennessee (863 of 1,381).....	1994-97
11.	146.8—	Rex Grossman, Florida (677 of 1,110).....	2000-02
12.	146.1—	Dak Prescott, Mississippi State (734 of 1,169).....	2012-15
13.	144.0—	Tyler Wilson, Arkansas (593 of 948).....	2008-12
14.	142.9—	David Greene, Georgia (849 of 1,440).....	2001-04
15.	142.7—	Dak Prescott, Mississippi State (418 of 691).....	2012-15
16.	141.7—	Tim Couch, Kentucky (795 of 1,184).....	1996-98
17.	140.8—	Bo Wallace, Ole Miss (747 of 1,186).....	2012-14
18.	139.9—	André Woodson, Kentucky (791 of 1,278).....	2004-07
19.	139.0—	Casey Clausen, Tennessee (775 of 1,270).....	2000-03
20.	138.8—	Nick Marshall, Auburn (320 of 532).....	2013-14

YARDS GAINED

GAME:

1.	544—	Eric Zeier, Georgia vs. Southern Miss. (30 of 47).....	1993
2.	530—	Tyler Bray, Tennessee vs. Troy (29 of 47).....	2012
3.	528—	Jared Lorenzen, Kentucky vs. Georgia (39 of 58).....	2000
	528—	Rohan Davey, LSU vs. Alabama (35 of 44).....	2001
5.	523—	Peyton Manning, Tennessee vs. Kentucky (25 of 35).....	1997
6.	511—	Kenny Hill, Texas A&M vs. South Carolina (44 of 60).....	2014
7.	510—	Tyler Wilson, Arkansas vs. Texas A&M (30 of 51).....	2011
8.	508—	Dak Prescott, Mississippi State vs. Arkansas (38 of 50).....	2015
9.	499—	Tim Couch, Kentucky vs. Arkansas (47 of 67).....	1998
10.	498—	Tim Couch, Kentucky vs. Louisville (29 of 39).....	1998
11.	492—	Peyton Manning, Tennessee vs. Florida (37 of 65).....	1996
	492—	Tim Couch, Kentucky vs. Vanderbilt (44 of 53).....	1998
13.	485—	Eric Zeier, Georgia vs. South Carolina (31 of 51).....	1994
14.	484—	Scott Hunter, Alabama vs. Auburn (30 of 55).....	1969
15.	482—	Tim Tebow, Florida vs. Cincinnati (31 of 35).....	2010
16.	476—	Tim Couch, Kentucky vs. Tennessee (35 of 50).....	1997
17.	473—	Steve Taneyhill, South Carolina vs. Mississippi State (38 of 44).....	1995
18.	466—	Derrick Tate, Mississippi State vs. Tulane (21 of 30).....	1994
19.	464—	Whit Taylor, Vanderbilt vs. Tennessee (29 of 53).....	1981
	464—	Rex Grossman, Florida vs. LSU (22 of 32).....	2001
	464—	Johnny Manziel, Texas A&M vs. Alabama (28 of 39).....	2013

SEASON:

1.	4,275—	Tim Couch, Kentucky (400 of 553).....	1998
2.	4,114—	Johnny Manziel, Texas A&M (300 of 429).....	2013
3.	4,042—	Chad Kelly, Ole Miss (298 of 458).....	2015
4.	3,896—	Rex Grossman, Florida (259 of 395).....	2001
5.	3,893—	Aaron Murray, Georgia (249 of 386).....	2012
6.	3,884—	Tim Couch, Kentucky (363 of 547).....	1997
7.	3,869—	Ryan Mallett, Arkansas (266 of 411).....	2010
8.	3,819—	Peyton Manning, Tennessee (287 of 477).....	1997
9.	3,793—	Dak Prescott, Mississippi State (316 of 477).....	2015
10.	3,709—	André Woodson, Kentucky (327 of 518).....	2007
11.	3,706—	Johnny Manziel, Texas A&M (295 of 434).....	2012
12.	3,687—	Jared Lorenzen, Kentucky (321 of 559).....	2000
13.	3,638—	Tyler Wilson, Arkansas (277 of 438).....	2011
14.	3,625—	Danny Wuerffel, Florida (207 of 360).....	1996
15.	3,624—	Ryan Mallett, Arkansas (225 of 403).....	2009
16.	3,612—	Tyler Bray, Tennessee (268 of 451).....	2012
17.	3,600—	Eli Manning, Ole Miss (275 of 441).....	2003
18.	3,564—	Dylan Thompson, South Carolina (270 of 451).....	2014
19.	3,525—	Eric Zeier, Georgia (269 of 425).....	1993
20.	3,522—	Erik Ainge, Tennessee (325 of 519).....	2007

CAREER:

1.	13,166—	Aaron Murray, Georgia (921 of 1,478).....	2010-13
2.	11,528—	David Greene, Georgia (849 of 1,440).....	2001-04
3.	11,213—	Chris Leak, Florida (895 of 1,458).....	2003-06
4.	11,201—	Peyton Manning, Tennessee (863 of 1,381).....	1994-97
5.	11,153—	Eric Zeier, Georgia (838 of 1,402).....	1991-94
6.	10,875—	Danny Wuerffel, Florida (708 of 1,170).....	1993-96
7.	10,354—	Jared Lorenzen, Kentucky (862 of 1,514).....	2000-03
8.	10,119—	Eli Manning, Ole Miss (829 of 1,363).....	2000-03
9.	9,707—	Casey Clausen, Tennessee (774 of 1,269).....	2000-03
10.	9,534—	Bo Wallace, Ole Miss (747 of 1,186).....	2012-14
11.	9,376—	Dak Prescott, Mississippi State (734 of 1,169).....	2012-15
12.	9,360—	André Woodson, Kentucky (791 of 1,278).....	2004-07
13.	9,287—	Shane Matthews, Florida (722 of 1,202).....	1989-92
14.	9,285—	Tim Tebow, Florida (661 of 995).....	2006-09
15.	9,164—	Rex Grossman, Florida (677 of 1,110).....	2000-02
16.	9,115—	Tommy Hodson, LSU (674 of 1,163).....	1986-89
17.	9,019—	AJ McCarron, Alabama (686 of 1,026).....	2010-13
18.	8,700—	Erik Ainge, Tennessee (733 of 1,210).....	2004-07
19.	8,697—	Jay Cutler, Vanderbilt (710 of 1,242).....	2002-05
20.	8,555—	Steve Taneyhill, South Carolina (727 of 1,209).....	1992-95



RECORDS AND RESULTS

ALABAMA • ARKANSAS • AUBURN • FLORIDA • GEORGIA • KENTUCKY • LSU • OLE MISS

TOUCHDOWN PASSES

GAME

1.	7—	Terry Dean, Florida vs. New Mexico State	1994
	7—	Tim Couch, Kentucky vs. Indiana	1997
	7—	Doug Johnson, Florida vs. Central Michigan	1997
	7—	Tim Couch, Kentucky vs. Louisville	1998
	7—	Erik Ainge, Tennessee vs. Kentucky	2007
	7—	Brandon Allen, Arkansas vs. Mississippi State	2015
7.	6—	Terry Dean, Florida vs. SW Louisiana	1993
	6—	Danny Wuerffel, Florida vs. Tennessee	1995
	6—	Eric Kresser, Florida vs. Northern Illinois	1995
	6—	Danny Wuerffel, Florida vs. Alabama	1996
	6—	Tim Couch, Kentucky vs. Northeast Louisiana	1997
	6—	Eli Manning, Ole Miss vs. Arkansas	2001
	6—	Jared Lorenzen, Kentucky vs. Vanderbilt	2001
	6—	Chris Leak, Florida vs. South Carolina	2004
	6—	André Woodson, Kentucky vs. Tennessee	2007
	6—	Brandon Allen vs. Ole Miss	2015

SEASON:

1.	40—	André Woodson, Kentucky	2007
2.	39—	Danny Wuerffel, Florida	1996
3.	37—	Tim Couch, Kentucky	1997
	37—	Johnny Manziel, Texas A&M	2013
5.	36—	Peyton Manning, Tennessee	1997
	36—	Tim Couch, Kentucky	1998
	36—	Aaron Murray, Georgia	2012
8.	35—	Danny Wuerffel, Florida	1995
	35—	Aaron Murray, Georgia	2011
10.	34—	Rex Grossman, Florida	2001
11.	32—	Tim Tebow, Florida	2007
	32—	Ryan Mallett, Arkansas	2010
13.	31—	Eli Manning, Ole Miss	2001
	31—	André Woodson, Kentucky	2006
	31—	Erik Ainge, Tennessee	2007
	31—	Chad Kelly, Ole Miss	2015
17.	30—	Steve Taneyhill, South Carolina	1995
	30—	Tim Tebow, Florida	2008
	30—	Ryan Mallett, Arkansas	2009
	30—	Cam Newton, Auburn	2010
	30—	AJ McCarron, Alabama	2012
	30—	Alex Collins, Arkansas	2015

CAREER:

1.	121—	Aaron Murray, Georgia	2010-13
2.	114—	Danny Wuerffel, Florida	1993-96
3.	89—	Peyton Manning, Tennessee	1994-97
4.	88—	Chris Leak, Florida	2003-06
	88—	Tim Tebow, Florida	2006-09
6.	81—	Eli Manning, Ole Miss	2000-03
7.	79—	André Woodson, Kentucky	2004-07
8.	78—	Jared Lorenzen, Kentucky	2000-03
9.	77—	Rex Grossman, Florida	2000-02
	77—	AJ McCarron, Alabama	2010-13
11.	75—	Casey Clausen, Tennessee	2000-03
12.	74—	Shane Matthews, Florida	1989-92
	74—	Tim Couch, Kentucky	1996-98
14.	72—	David Greene, Georgia	2001-04
	72—	Erik Ainge, Tennessee	2004-07
16.	70—	Dak Prescott, Mississippi State	2012-15
17.	69—	Tommy Hodson, LSU	1986-89
	69—	Tyler Bray, Tennessee	2010-12
19.	67—	Eric Zeier, Georgia	1991-94
20.	64—	Alex Collins, Arkansas	2012-15

INTERCEPTIONS

GAME:

1.	9—	John Reaves, Florida vs. Auburn (66 atts.)	1969
2.	8—	Zeke Bratkowski, Georgia vs. Georgia Tech (35 atts.)	1951
3.	7—	Alex Bowden, Auburn vs. Alabama	1965
4.	6—	Johnny Rauch, Georgia vs. Chattanooga	1948
	6—	Max Stainbrook, Mississippi State vs. Cincinnati (16 atts.)	1949
	6—	Allan Parks, Auburn vs. Georgia	1951
	6—	Rick Norton, Kentucky vs. LSU	1965
	6—	Bernie Scruggs, Kentucky vs. West Virginia	1969
	6—	Jamie Howard, LSU vs. Auburn	1994
	6—	Michael Henig, Mississippi State vs. LSU	2007

SEASON:

1.	29—	Zeke Bratkowski, Georgia (248 atts.)	1951
	29—	Kurt Page, Vanderbilt (493 atts.)	1983
3.	23—	Zeke Bratkowski, Georgia (224 atts.)	1953

4.	21—	Dave Bair, Kentucky (164 atts.)	1967
	21—	Loran Carter, Auburn (248 atts.)	1968
	21—	John Reaves, Florida (356 atts.)	1971
	21—	Jared Lorenzen, Kentucky (559 atts.)	2000
	21—	Kevin Fant, Mississippi State (351 atts.)	2003
9.	20—	Johnny Cook, Georgia	1943
	20—	John Fourcade, Ole Miss (286 atts.)	1980
	20—	Randy Jenkins, Kentucky (187 atts.)	1982
	20—	Jewan Snead, Ole Miss (351 atts.)	2009

CAREER:

1.	68—	Zeke Bratkowski, Georgia (734 atts.)	1951-53
2.	59—	John Reaves, Florida (1,128 atts.)	1969-71
3.	53—	Randy Jenkins, Kentucky (716 atts.)	1979-83
4.	52—	Stan White, Auburn (1,231 atts.)	1990-93
5.	47—	Jamie Howard, LSU (722 atts.)	1992-95
	47—	Loran Carter, Auburn (476 atts.)	1966-68
7.	46—	Shane Matthews, Florida (1,202 atts.)	1989-92
8.	44—	Rick Norton, Kentucky (598 atts.)	1963-65
	44—	Kurt Page, Vanderbilt (936 atts.)	1981-84
	44—	Stan White, Auburn (960 atts.)	1990-92

CONSECUTIVE ATTEMPTS WITHOUT INTERCEPTION

1.	325—	André Woodson, Kentucky	2006-07
2.	291—	AJ McCarron, Alabama	2011-12
3.	288—	Dak Prescott, Mississippi State	2015
4.	214—	David Greene, Georgia	2004
5.	203—	Tim Tebow, Florida	2008
6.	200—	Stewart Patridge, Ole Miss	1997
7.	190—	Brodie Croyle, Alabama	2005
8.	184—	Tyler Wilson, Arkansas	2011
9.	177—	Connor Shaw, South Carolina	2012-13
10.	176—	Eric Zeier, Georgia	1993-94
	176—	David Greene, Georgia	2002-03
12.	170—	Quincy Carter, Georgia	1999
13.	168—	Eli Manning, Ole Miss	2001
14.	163—	Steve Taneyhill, South Carolina	1995
	163—	Hutson Mason, Georgia	2013-14
16.	159—	Patrick Towles, Kentucky	2014
17.	156—	Ben Leard, Auburn	1998-99
18.	155—	Jay Barker, Alabama	1993-94
19.	153—	André Woodson, Kentucky	2004-05
20.	152—	Jared Lorenzen, Kentucky	2002

RATIO OF ATTEMPTS/INTERCEPTIONS

SEASON: (Min. 100 atts.)

1.1:	284.0—	Connor Shaw, South Carolina (1 in 284)	2013
2.1:	183.0—	Maxwell Smith, Kentucky (1 in 183)	2013
3.1:	157.0—	Ben Leard, Auburn (1 in 157)	1999
4.1:	131.0—	Daryl Dickey, Tennessee (1 in 131)	1985
5.1:	128.0—	Greyson Lambert, Georgia (2 in 256)	2015
6.1:	95.4—	Dak Prescott, Mississippi State (5 in 477)	2015
7.1:	95.0—	Peyton Manning, Tennessee (4 in 380)	1995
8.1:	74.8—	David Greene, Georgia (4 in 299)	2004
9.1:	74.5—	Tim Tebow, Florida (4 in 298)	2008
10.1:	73.0—	Tyler Wilson, Arkansas (6 in 438)	2011

SEASON: (Min. 200 atts.)

1.1:	284.0—	Connor Shaw, South Carolina (1 in 284)	2013
2.1:	128.0—	Greyson Lambert, Georgia (2 in 256)	2015
3.1:	95.4—	Dak Prescott, Mississippi State (5 in 477)	2015
4.1:	95.0—	Peyton Manning, Tennessee (4 in 380)	1995
5.1:	81.3—	Greg McElroy, Alabama (4 in 325)	2009
6.1:	74.8—	David Greene, Georgia (4 in 299)	2004
7.1:	74.5—	Tim Tebow, Florida (4 in 298)	2008
8.1:	73.0—	Tyler Wilson, Arkansas (6 in 438)	2011
9.1:	71.5—	Eric Zeier, Georgia (4 in 286)	1991
10.1:	69.3—	Hutson Mason, Georgia (4 in 277)	2014

SEASON: (Min. 300 atts.)

1.1:	104.7—	AJ McCarron, Alabama (3 in 314)	2012
2.1:	95.4—	Dak Prescott, Mississippi State (5 in 477)	2015
3.1:	95.0—	Peyton Manning, Tennessee (4 in 380)	1995
4.1:	81.3—	Greg McElroy, Alabama (4 in 325)	2009
5.1:	73.0—	Tyler Wilson, Arkansas (6 in 438)	2011
6.1:	67.8—	Brandon Allen, Arkansas (5 in 339)	2014
7.1:	65.6—	A.J. McCarron, Alabama (5 in 328)	2011
8.1:	65.4—	Jared Lorenzen, Kentucky (5 in 327)	2002
9.1:	63.3—	Quincy Carter, Georgia (6 in 380)	1999
	63.3—	Chris Leak, Florida (6 in 374)	2005

CAREER: (Min. 200 atts.)

1.1:	86.3—	AJ McCarron, Alabama (8 of 690)	2010-13
2.1:	62.2—	Tim Tebow, Florida (16 in 995)	2006-09

RECORDS AND RESULTS



MISSISSIPPI STATE • MISSOURI • SOUTH CAROLINA • TENNESSEE • TEXAS A&M • VANDERBILT

- 3. 1:62.0— Hutson Mason, Georgia (7 in 434) 2010-11, 2013-14
- 4. 1:60.0— Randy Campbell, Auburn (5 in 300) 1982-83
- 5. 1:56.3— Pat Trammell, Alabama (4 in 225) 1959-61

CAREER: (Min. 400 atts.)

- 1. 1:86.3— AJ McCarron, Alabama (8 of 690) 2010-13
- 2. 1:62.2— Tim Tebow, Florida (16 in 995) 2006-09
- 3. 1:62.0— Hutson Mason, Georgia (7 in 434) 2010-11, 2013-14
- 4. 1:54.0— Maxwell Smith, Kentucky (9 in 486) 2011-13
- 5. 1:51.1— André Woodson, Kentucky (25 in 1,278) 2004-07
- 6. 1:49.2— D.J. Shockley, Georgia (9 in 443) 2002-05
- 7. 1:46.4— Stewart Patridge, Ole Miss (11 in 510) 1994-97
- 8. 1:45.8— Connor Shaw, South Carolina (16 in 733) 2010-13
- 9. 1:45.0— David Greene, Georgia (32 in 1,440) 2001-04
- 10. 1:43.9— Zach Mettenberger, LSU (15 in 659) 2011-13

CAREER: (Min. 600 atts.)

- 1. 1:86.3— AJ McCarron, Alabama (8 of 690) 2010-13
- 2. 1:62.2— Tim Tebow, Florida (16 in 995) 2006-09
- 3. 1:51.1— André Woodson, Kentucky (25 in 1,278) 2004-07
- 4. 1:48.2— Johnny Manziel, Texas A&M (22 of 863) 2012-13
- 5. 1:45.8— Connor Shaw, South Carolina (16 in 733) 2010-13
- 6. 1:45.0— David Greene, Georgia (32 in 1,440) 2001-04
- 7. 1:42.8— Ryan Mallett, Arkansas (19 in 814) 2009-10
- 8. 1:41.8— Peyton Manning, Tennessee (33 in 1,381) 1994-97
- 1:41.8— Dylan Thompson, South Carolina (16 in 669) 2011-14
- 10. 1:41.0— Patrick Nix, Auburn (16 in 656) 1992-95

LONGEST TOUCHDOWN PASSES

- 1. 99— Cris Collinsworth to Derrick Gaffney, Florida vs. Rice 1977
- 99— Dondrial Pinkins to Troy Williamson, South Carolina vs. Virginia 2003
- 3. 98— Dondrial Pinkins to Matthew Thomas, South Carolina vs. Ole Miss 2003
- 98— Aaron Murray to Reggie Davis, Georgia vs. North Texas 2013
- 5. 97— Tim Couch to Craig Yeast, Kentucky vs. Florida 1998
- 6. 96— Eric Kresser to Jacques Green, Florida vs. Northern Illinois 1995
- 96— Kerwin Bell to Ricky Nattiel, Florida vs. Georgia 1984
- 8. 95— Johnny Manziel to Mike Evans, Texas A&M vs. Alabama 2013
- 9. 94— Freddie Kitchens to Michael Vaughn, Alabama vs. Florida 1996
- 94— Cam Newton to Emory Blake, Auburn vs. ULM 2010
- 94— Dylan Thompson to Damiere Byrd, South Carolina vs. UAB 2012
- 94— Anthony Jennings to Travin Dural, LSU vs. Sam Houston State 2014

**RECEPTIONS
CATCHES**

GAME:

- 1. 19— Josh Reed, LSU vs. Alabama (293 yards) 2001
- 2. 17— Willie Goshua, Auburn vs. Arkansas (222 yards) 1995
- 17— Keith Edwards, Vanderbilt vs. Georgia (141 yards) 1983
- 4. 16— Craig Yeast, Kentucky vs. Vanderbilt (269 yards) 1998
- 16— Earl Bennett, Vanderbilt vs. South Carolina (204 yards) 2005
- 6. 15— Eric Moulds, Mississippi State vs. Tennessee (183 yards) 1995
- 15— Bob Goodridge, Vanderbilt vs. Navy (201 yards) 1967
- 15— Carlos Alvarez, Florida vs. Miami (237 yards) 1969
- 15— Keith Edwards, Vanderbilt vs. Kentucky (147 yards) 1984
- 15— Shannon Mitchell, Georgia vs. Florida (140 yards) 1993
- 15— Demarcus Robinson, Florida vs. Kentucky (216 yards) 2014
- 12. 14— David Smith, Mississippi State vs. Ole Miss (194 yards) 1969
- 14— Wendell Davis, LSU vs. Ole Miss (208 yards) 1986
- 14— Zola Davis, South Carolina vs. Vanderbilt (206 yards) 1998
- 14— Earl Bennett, Vanderbilt vs. Tennessee (167 yards) 2005
- 14— Kenny McKinley, South Carolina vs. Tennessee (151 yards) 2007
- 14— Tori Gurley, South Carolina vs. Vanderbilt (112 yards) 2010
- 14— Malcome Kennedy, Texas A&M vs. South Carolina (137 yards) 2014
- 14— Laquon Treadwell, Ole Miss vs. Memphis (144 yards) 2015
- 20. 13— Joey Kent, Tennessee vs. Arkansas (161 yards) 1995
- 13— Barney Poole, Ole Miss vs. Chattanooga (95 yards) 1969
- 13— Floyd Franks, Ole Miss vs. Alabama (191 yards) 1969
- 13— Brad Gaines, Vanderbilt vs. Georgia (168 yards) 1989
- 13— Brad Gaines, Vanderbilt vs. Memphis State (120 yards) 1989
- 13— Carl Pickens, Tennessee vs. Notre Dame (163 yards) 1990
- 13— Travis McGriff, Florida vs. South Carolina (222 yards) 1998
- 13— Jerel Myers, LSU vs. Auburn (153 yards) 1999
- 13— Michael Johnson, Georgia vs. Auburn (141 yards) 2002
- 13— Earl Bennett, Vanderbilt vs. Kentucky (99 yards) 2005
- 13— Earl Bennett, Vanderbilt vs. Florida (157 yards) 2006
- 13— Earl Bennett, Vanderbilt vs. Richmond (233 yards) 2007
- 13— DJ Hall, Alabama vs. Tennessee (185 yards) 2007
- 13— Andre Caldwell, Florida vs. Florida Atlantic (164 yards) 2007
- 13— Percy Harvin, Florida vs. Ole Miss (186 yards) 2008
- 13— Randall Cobb, Kentucky vs. Tennessee (116 yards) 2010
- 13— Matt Roark, Kentucky vs. Mississippi State (116 yards) 2011
- 13— Jarius Wright, Arkansas vs. Texas A&M (281 yards) 2011

- 13— Jordan Matthews, Vanderbilt vs. Tennessee (133 yards) 2013
- 13— Amari Cooper, Alabama vs. Florida Atlantic (189 yards) 2014
- 13— Amari Cooper, Alabama vs. Auburn (224 yards) 2014

SEASON:

- 1. 124— Amari Cooper, Alabama (1,727 yards) 2014
- 2. 112— Jordan Matthews, Vanderbilt (1,477 yards) 2013
- 3. 97— Keith Edwards, Vanderbilt (909 yards) 1983
- 4. 94— Josh Reed, LSU (1,740 yards) 2001
- 94— Jordan Matthews, Vanderbilt (1,323 yards) 2012
- 6. 90— James Whalen, Kentucky (1,019 yards) 1999
- 90— Cobi Hamilton, Arkansas (1,335 yards) 2012
- 8. 89— Calvin Ridley, Alabama (1,045 yards) 2015
- 88— Carlos Alvarez, Florida (1,329 yards) 1969
- 88— Chad Jackson, Florida (900 yards) 2005
- 88— Alshon Jeffery, South Carolina (1,517 yards) 2010
- 88— Fred Ross, Mississippi State (1,007 yards) 2015
- 13. 85— Craig Yeast, Kentucky (1,311 yards) 1998
- 14. 84— Randall Cobb, Kentucky (1,107 yards) 2010
- 15. 82— Mike Evans, Texas A&M (1,105 yards) 2012
- 16. 82— Earl Bennett, Vanderbilt (1,146 yards) 2006
- 82— Laquon Treadwell, Ole Miss (1,153 yards) 2015
- 18. 80— Wendell Davis, LSU (1,244 yards) 1986
- 79— Bob Goodridge, Vanderbilt (1,114 yards) 1967
- 79— Earl Bennett, Vanderbilt (876 yards) 2005

CAREER:

- 1. 262— Jordan Matthews, Vanderbilt (3,759 yards) 2010-13
- 2. 236— Earl Bennett, Vanderbilt (2,852 yards) 2005-07
- 3. 228— Amari Cooper, Alabama (3,463 yards) 2012-14
- 4. 208— Craig Yeast, Kentucky (2,899 yards) 1995-98
- 5. 207— Kenny McKinley, South Carolina (2,781 yards) 2005-08
- 6. 204— Terrence Edwards, Georgia (3,093 yards) 1999-02
- 7. 202— Laquon Treadwell, Ole Miss (2,393 yards) 2013-15
- 8. 200— Keith Edwards, Vanderbilt (1,757 yards) 1980, 82-84
- 9. 198— Chris Collins, Ole Miss (2,621 yards) 2000-03
- 10. 197— Derek Abney, Kentucky (2,339 yards) 2000-03
- 11. 194— Anthony White, Kentucky (1,519 yards) 1996-99
- 194— DJ Hall, Alabama (2,923 yards) 2004-07
- 13. 189— Keenan Burton, Kentucky (2,376 yards) 2003-07
- 14. 188— Boo Mitchell, Vanderbilt (2,964 yards) 1985-88
- 15. 185— Andre Caldwell, Florida (2,349 yards) 2004-07
- 16. 183— Wendell Davis, LSU (2,708 yards) 1984-87
- 183— Joey Kent, Tennessee (2,814 yards) 1993-96
- 183— Alshon Jeffery, South Carolina (3,042 yards) 2009-11
- 19. 182— Brice Hunter, Georgia (2,373 yards) 1992-95
- 182— Dan Stricker, Vanderbilt (2,880 yards) 1999-02
- 182— Michael Clayton, LSU (2,582 yards) 2001-03

YARDS GAINED

GAME:

- 1. 303— Cobi Hamilton, Arkansas vs. Rutgers (10 catches) 2012
- 2. 293— Josh Reed, LSU vs. Alabama (19 catches) 2001
- 3. 287— Mike Evans, Texas A&M vs. Auburn (11 catches) 2013
- 4. 281— Jarius Wright, Arkansas vs. Texas A&M (13 catches) 2011
- 5. 279— Mike Evans, Texas A&M vs. Alabama (7 catches) 2013
- 6. 269— Craig Yeast, Kentucky vs. Vanderbilt (16 catches) 1998
- 7. 263— Alexander Wright, Auburn vs. Pacific (5 catches) 1989
- 8. 256— Kelley Washington, Tennessee vs. LSU (11 catches) 2001
- 9. 249— Ronney Daniels, Auburn vs. Georgia (9 catches) 1999
- 10. 248— Todd Kinchen, LSU vs. Mississippi State (9 catches) 1991
- 11. 246— Taylor Jacobs, Florida vs. UAB (8 catches) 2002
- 12. 237— Carlos Alvarez, Florida vs. Miami (15 catches) 1969
- 13. 233— Pharoah Cooper, South Carolina vs. Tennessee (11 catches) 2014
- 14. 228— Danarius Moore, Tennessee vs. South Carolina 2010
- 15. 225— Johnny Mills, Tennessee vs. Kentucky (7 catches) 1966
- 16. 224— Amari Cooper, Alabama vs. Auburn (13 catches) 2014
- 224— Amari Cooper, Alabama vs. Tennessee (9 catches) 2014
- 18. 223— Earl Bennett, Vanderbilt vs. Richmond (13 catches) 2007
- 19. 222— Willie Goshua, Auburn vs. Arkansas (17 catches) 1995
- 222— Clarence Sevilian, Vanderbilt vs. Tennessee (6 catches) 1992
- 222— Travis McGriff, Florida vs. South Carolina (13 catches) 1998

SEASON:

- 1. 1,740— Josh Reed, LSU (94 catches) 2001
- 2. 1,727— Amari Cooper, Alabama (124 catches) 2014
- 3. 1,517— Alshon Jeffery, South Carolina (88 catches) 2010
- 4. 1,477— Jordan Matthews, Vanderbilt (112 catches) 2013
- 5. 1,394— Mike Evans, Texas A&M (69 catches) 2013
- 6. 1,357— Travis McGriff, Florida (70 catches) 1998
- 7. 1,335— Cobi Hamilton, Arkansas (90 catches) 2012
- 8. 1,329— Carlos Alvarez, Florida (88 catches) 1969
- 9. 1,323— Jordan Matthews, Vanderbilt (94 catches) 2013
- 10. 1,311— Craig Yeast, Kentucky (85 catches) 1998



RECORDS AND RESULTS

ALABAMA • ARKANSAS • AUBURN • FLORIDA • GEORGIA • KENTUCKY • LSU • OLE MISS

11.	1,298—	Robert Meachem, Tennessee (71 catches)	2006
12.	1,293—	Reidel Anthony, Florida (72 catches)	1996
13.	1,244—	Wendell Davis, LSU (80 catches)	1986
14.	1,213—	Boo Mitchell, Vanderbilt (78 catches)	1988
15.	1,193—	Jarvis Landry, LSU (77 catches)	2013
16.	1,191—	Jabar Gaffney, Florida (67 catches)	2001
17.	1,184—	Jabar Gaffney, Florida (71 catches)	2000
18.	1,170—	Marcus Nash, Tennessee (76 catches)	1997
19.	1,156—	Darrell Jackson, Florida (67 catches)	1999
20.	1,153—	Laquon Treadwell, Ole Miss (82 catches)	2015

CAREER:

1.	3,759—	Jordan Matthews, Vanderbilt (262 catches)	2010-13
2.	3,463—	Amari Cooper, Alabama (228 catches)	2012-14
3.	3,093—	Terrence Edwards, Georgia (204 catches)	1999-02
4.	3,042—	Alshon Jeffery, South Carolina (183 catches)	2009-11
5.	3,001—	Josh Reed, LSU (167 catches)	1999-01
6.	2,964—	Boo Mitchell, Vanderbilt (188 catches)	1985-88
7.	2,934—	Jarius Wright, Arkansas (168 catches)	2008-11
8.	2,923—	DJ Hall, Alabama (194 catches)	2004-07
9.	2,899—	Craig Yeast, Kentucky (208 catches)	1995-98
10.	2,884—	Fred Gibson, Georgia (161 catches)	2001-04
11.	2,880—	Dan Stricker, Vanderbilt (182 catches)	1999-02
12.	2,879—	Anthony Lucas, Arkansas (137 catches)	1995-99
13.	2,854—	Cobi Hamilton, Arkansas (175 catches)	2008-12
14.	2,852—	Earl Bennett, Vanderbilt (236 catches)	2005-07
15.	2,814—	Joey Kent, Tennessee (183 catches)	1993-96
16.	2,781—	Kenny McKinley, South Carolina (207 catches)	2005-08
17.	2,708—	Wendell Davis, LSU (183 catches)	1984-87
18.	2,653—	Julio Jones, Alabama (179 catches)	2008-10
19.	2,646—	Shay Hodge, Ole Miss (173 catches)	2006-09
20.	2,625—	Eric Martin, LSU (152 catches)	1981-84

YARDS PER GAME

SEASON:

1.	145.0—	Josh Reed, LSU (1,740 in 12 games)	2001
2.	132.9—	Carlos Alvarez, Florida (1,329 in 10 games)	1969
3.	123.4—	Travis McGriff, Florida (1,357 in 11 games)	1998
	123.4—	Amari Cooper, Alabama (1,727 in 14 games)	2014
5.	119.2—	Craig Yeast, Kentucky (1,311 in 11 games)	1998
6.	113.6—	Jordan Matthews, Vanderbilt (1,477 in 13 games)	2013
7.	113.1—	Wendell Davis, LSU (1,244 in 11 games)	1986
8.	111.4—	Bob Goodridge, Vanderbilt (1,114 in 10 games)	1967
9.	111.3—	Cobi Hamilton, Arkansas (1,335 in 12 games)	2012
10.	110.3—	Boo Mitchell, Vanderbilt (1,213 in 11 games)	1988
11.	108.4—	Alshon Jeffery, South Carolina (1,517 in 14 games)	2010
12.	108.3—	Jabar Gaffney, Florida (1,191 in 11 games)	2001
13.	107.8—	Reidel Anthony, Florida (1,293 in 12 games)	1996
14.	107.2—	Mike Evans, Texas A&M (1,394 in 13 games)	2013
15.	105.1—	Terry Beasley, Auburn (1,051 in 10 games)	1970
16.	102.5—	Josh Reed, LSU (1,127 in 11 games)	2000
17.	101.8—	Jordan Matthews, Vanderbilt (1,323 in 13 games)	2012
18.	100.4—	Anthony Lucas, Arkansas (1,004 in 10 games)	1998
19.	99.8—	Robert Meachem, Tennessee (1,298 in 13 games)	2006
20.	98.7—	Jabar Gaffney, Florida (1,184 in 12 games)	2000

CAREER:

1.	103.3—	Jabar Gaffney, Florida (2,375 in 23 games)	2000-01
2.	96.8—	Josh Reed, LSU (3,001 in 31 games)	1999-01
3.	96.0—	Mike Evans, Texas A&M (2,495 in 26 games)	2012-13
4.	86.6—	Amari Cooper, Alabama (3,463 in 39 games)	2012-14
5.	85.8—	Kelley Washington, Tennessee (1,453 in 17 games)	2001-02
6.	83.9—	Terry Beasley, Auburn (2,507 in 30 games)	1969-71
7.	82.6—	Carlos Alvarez, Florida (2,563 in 31 games)	1969-71
8.	81.5—	Earl Bennett, Vanderbilt (2,852 in 35 games)	2005-07
9.	76.1—	Alshon Jeffery, South Carolina (3,042 in 40 games)	2009-11
10.	75.3—	Dan Stricker, Vanderbilt (2,260 in 30 games)	1999-02

YARDS PER CATCH

GAME: (Min. 5 catches)

1.	52.6—	Alexander Wright, Auburn vs. Pacific (5 for 263)	1989
2.	42.0—	Troy Williamson, South Carolina vs. South Florida (5 for 210)	2004
3.	41.2—	Sammie Coates, Auburn vs. Alabama (5 for 206)	2014
4.	40.2—	Carlos Carson, LSU vs. Rice (5 for 201)	1977
	40.2—	Devery Henderson, LSU vs. Kentucky (5 for 201)	2002
6.	40.0—	Pat Coleman, Ole Miss vs. Arkansas State (5 for 200)	1989
7.	39.9—	Mike Evans, Texas A&M vs. Alabama (7 for 279)	2013
8.	38.0—	Marcus Robinson, South Carolina vs. Mississippi State (5 for 190)	1996
	38.0—	Denarius Moore, Tennessee vs. South Carolina	2010
10.	37.0—	Clarence Seavillian, Vanderbilt vs. Tennessee (6 for 222)	1992

GAME: (Min. 10 catches)

1.	30.3—	Cobi Hamilton, Arkansas vs. Rutgers (10 for 303)	2012
----	-------	--	------

2.	26.1—	Mike Evans, Texas A&M vs. Auburn (11 for 287)	2013
3.	23.3—	Kelley Washington, Tennessee vs. LSU (11 for 256)	2001

SEASON: (Min. 25 catches)

1.	29.3—	Bucky Curtis, Vanderbilt (27 for 791)	1950
2.	25.0—	Danny Knight, Mississippi State (37 for 924)	1982
3.	24.9—	Freddy Weygand, Auburn (32 for 796)	1984
4.	24.3—	Tony Burks, Mississippi State (35 for 850)	2006
5.	23.5—	Larry Seiple, Kentucky (27 for 635)	1966
6.	23.3—	Anthony Lucas, Arkansas (43 for 1,004)	1998
7.	22.6—	Tavarres King, Georgia (42 for 950)	2012
8.	22.3—	Ozzie Newsome, Alabama (36 for 804)	1977
	22.3—	Andy Hamilton, LSU (39 for 870)	1970
10.	22.2—	Anthony Lucas, Arkansas (37 for 822)	1999

SEASON: (Min. 50 catches)

1.	20.5—	Eric Martin, LSU (52 for 1,064)	1983
2.	20.2—	Terry Beasley, Auburn (52 for 1,051)	1970
	20.2—	Mike Evans, Texas A&M (69 for 1,394)	2013
4.	19.5—	Odell Beckham, Jr., LSU (59 of 1,152)	2013
5.	19.4—	Travis McGriff, Florida (70 for 1,357)	1998
6.	19.2—	Marcus Monk, Arkansas (50 for 962)	2006
7.	19.1—	Ronney Daniels, Auburn (56 for 1,068)	1999
8.	18.6—	Jack Jackson, Florida (51 for 949)	1993
9.	18.5—	Josh Reed, LSU (94 for 1,740)	2001
10.	18.3—	Robert Meachem, Tennessee (71 for 1,298)	2006

SEASON: (Min. 75 catches)

1.	18.5—	Josh Reed, LSU (94 for 1,740)	2001
2.	17.2—	Alshon Jeffery, South Carolina (88 for 1,517)	2010
3.	15.6—	Wendell Davis, LSU (80 for 1,244)	1986
	15.6—	Boo Mitchell, Vanderbilt (78 for 1,213)	1988
5.	15.4—	Craig Yeast, Kentucky (85 for 1,311)	1998
	15.4—	Marcus Nash, Tennessee (76 for 1,170 yards)	1997
7.	15.3—	Joey Kent, Tennessee (69 for 1,055)	1995
8.	15.1—	Carlos Alvarez, Florida (88 for 1,329)	1969
9.	14.5—	Julio Jones, Alabama (78 for 1,133)	2010
10.	14.1—	Bob Goodridge, Vanderbilt (79 for 1,114)	1967
	14.1—	Laquon Treadwell, Ole Miss (82 for 1,153)	2015

CAREER: (Min. 50 catches)

1.	24.5—	Bucky Curtis, Vanderbilt (61 for 1,496)	1947-50
2.	23.6—	Alexander Wright, Auburn (56 for 1,320)	1986-89
3.	22.7—	Wayne Wheeler, Alabama (55 for 1,246)	1971-73
4.	21.9—	Danny Knight, Mississippi State (81 for 1,773)	1980-83
5.	21.4—	Sammie Coates, Auburn (82 for 1,757)	2012-14

CAREER: (Min. 100 catches)

1.	21.0—	Anthony Lucas, Arkansas (137 for 2,879)	1995-99
2.	20.3—	Ozzie Newsome, Alabama (102 for 2,070)	1974-77
3.	20.1—	Willie Green, Ole Miss (113 for 2,274)	1986-89
4.	20.0—	Andy Hamilton, LSU (100 for 1,995)	1969-71
5.	19.3—	Jacquez Green, Florida (113 for 2,181)	1995-97
6.	19.1—	Mardye McDole, Mississippi State (116 for 2,214)	1977-80
	19.1—	Tavarres King, Georgia (126 for 2,602)	2008-12
8.	18.8—	Joey Kent, Tennessee (150 for 2,814)	1994-96
9.	18.0—	Reidel Anthony, Florida (126 for 2,274)	1994-96
10.	17.9—	Josh Reed, LSU (167 for 3,001)	1999-01
	17.9—	Fred Gibson, Georgia (161 for 2,884)	2001-04
	17.9—	Denarius Moore, Tennessee (112 for 2,004)	2007-10

TOUCHDOWN CATCHES

GAME:

1.	5—	Carlos Carson, LSU vs. Rice	1977
	5—	Earl Bennett, Vanderbilt vs. Kentucky	2005
	5—	Sidney Rice, South Carolina vs. Florida Atlantic	2006
4.	4—	Ike Hilliard, Florida vs. Tennessee	1995
	4—	Al Bruno, Kentucky vs. North Dakota	1950
	4—	Buck Martin, Georgia Tech vs. Auburn	1951
	4—	Allama Matthews, Vanderbilt vs. Virginia Tech	1982
	4—	Alexander Wright, Auburn vs. Pacific	1989
	4—	Tony Moss, LSU vs. Ohio	1989
	4—	Jack Jackson, Florida vs. New Mexico State	1994
	4—	Craig Yeast, Kentucky vs. Indiana	1997
	4—	James Whalen, Kentucky vs. Georgia	1999
	4—	Mike Evans, Texas A&M vs. Auburn	2013
	4—	Dorial Green-Beckham, Missouri vs. Kentucky	2013

SEASON:

1.	18—	Reidel Anthony, Florida (12 games)	1996
2.	17—	Chris Doering, Florida (12 games)	1995
3.	16—	Amari Cooper, Alabama (14 games)	2014
4.	15—	Ike Hilliard, Florida (11 games)	1995
	15—	Jack Jackson, Florida (12 games)	1994
6.	14—	Allama Matthews, Vanderbilt (11 games)	1982

RECORDS AND RESULTS



MISSISSIPPI STATE • MISSOURI • SOUTH CAROLINA • TENNESSEE • TEXAS A&M • VANDERBILT

14—	Craig Yeast, Kentucky (11 games)	1998	
14—	Jabar Gaffney, Florida (12 games)	2000	
9.	13—	Jabar Gaffney, Florida (11 games)	2001
	13—	Sidney Rice, South Carolina (11 games)	2005
	13—	Steve Johnson, Kentucky (13 games)	2007
	13—	Josh Reynolds, Texas A&M (13 games)	2014
13.	12—	Carlos Alvarez, Florida (10 games)	1969
	12—	Terry Beasley, Auburn (10 games)	1971
	12—	Carl Parker, Vanderbilt (11 games)	1987
	12—	Cedrick Wilson, Tennessee (11 games)	2000
	12—	Dwayne Bowe, LSU (13 games)	2006
	12—	Keenan Burton, Kentucky (13 games)	2006
	12—	Jarius Wright, Arkansas (12 games)	2011
	12—	Mike Evans, Texas A&M (13 games)	2013
	12—	Dorial Green-Beckham, Missouri (14 games)	2013
	12—	Bud Sasser, Missouri (14 games)	2014

CAREER:

1.	31—	Chris Doering, Florida (40 games)	1992-95
	31—	Amari Cooper, Alabama (40 games)	2012-14
3.	30—	Terrence Edwards, Georgia (45 games)	1999-02
4.	29—	Ike Hilliard, Florida (32 games)	1994-96
	29—	Terry Beasley, Auburn (30 games)	1969-71
	29—	Jack Jackson, Florida (38 games)	1992-94
7.	28—	Craig Yeast, Kentucky (43 games)	1995-98
8.	27—	Jabar Gaffney, Florida (23 games)	2000-01
	27—	Marcus Monk, Arkansas (43 games)	2004-07
10.	26—	Reidel Anthony, Florida (33 games)	1994-96
	26—	Dwayne Bowe, LSU (42 games)	2003-06
12.	25—	Joey Kent, Tennessee (44 games)	1993-96
	25—	Keenan Burton, Kentucky (46 games)	2003-07
	25—	Brandon Lafell, LSU (50 games)	2006-09
15.	24—	Willie Jackson, Florida (37 games)	1990-93
	24—	Cedrick Wilson, Tennessee (46 games)	1997-00
	24—	Chris Collins, Ole Miss (48 games)	2000-03
	24—	Marcus Monk, Arkansas (36 games)	2004-06
	24—	Jarius Wright, Arkansas (50 games)	2008-11
	24—	Jordan Matthews, Vanderbilt (51 games)	2010-13

**SCORING
MOST POINTS**

GAME:

1.	42—	Showboat Boykin, Ole Miss vs. Mississippi State (7 TDs)	1951
2.	36—	Madre Hill, Arkansas vs. South Carolina (6 TDs)	1995
	36—	Carnell Williams, Auburn vs. Mississippi State (6 TDs)	2003
	36—	Trey Burton, Florida vs. Kentucky (6 TDs)	2010
5.	30—	Bob Davis, Kentucky vs. Maryville (5 TDs)	1936
	30—	Bob Davis, Kentucky vs. Washington & Lee (5 TDs)	1937
	30—	Carlos Carson, LSU vs. Rice (5 TDs)	1977
	30—	Frank Mordica, Vanderbilt vs. Air Force (5 TDs)	1978
	30—	Joe Cribbs, Auburn vs. Vanderbilt (5 TDs)	1978
	30—	Robert Edwards, Georgia vs. South Carolina (5 TDs)	1995
	30—	Kevin Faulk, LSU vs. Kentucky (5 TDs)	1997
	30—	Shaun Alexander, Alabama vs. Brigham Young (5 TDs)	1998
	30—	Earl Bennett, Vanderbilt vs. Kentucky (5 TDs)	2005
	30—	Sidney Rice, South Carolina vs. Florida Atlantic (5 TDs)	2006
	30—	Tim Tebow, Florida vs. South Carolina (5 TDs)	2007
	30—	Washaun Ealey, Georgia vs. Kentucky (5 TDs)	2010
	30—	Alex Collins, Arkansas vs. UT-Martin (5 TDs)	2015
	30—	Peyton Barber, Auburn vs. San Jose State (5 TDs)	2015
	30—	Leonard Fournette, LSU vs. Texas Tech (5 TDs)	2015

SEASON:

1.	168—	Derrick Henry, Alabama (28 TDs)	2015
2.	150—	Tre Mason, Auburn (25 TDs)	2013
3.	147—	Colt David, LSU (1 TD, 26 FGs, 63 PATs)	2007
4.	144—	Trent Richardson, Alabama (24 TDs)	2011
	144—	Shaun Alexander, Alabama (24 TDs)	1999
6.	138—	Tim Tebow, Florida (23 TDs)	2007
	138—	Leonard Fournette, LSU (23 TDs)	2015
8.	132—	Leigh Tiffin, Alabama (30 FG, 136 PATs)	2009
9.	131—	Billy Bennett, Georgia (31 FGs, 38 PATs)	2003
10.	130—	Billy Bennett, Georgia (26 FGs, 52 PATs)	2002
11.	126—	Garrison Hearst, Georgia (21 TDs)	1992
	126—	Cam Newton, Auburn (21 TDs)	2010
	126—	Johnny Manziel, Texas A&M (21 TDs)	2012
14.	124—	Jonathan Nichols, Ole Miss (25 FGs, 49 PATs)	2003
15.	123—	Wes Byrum, Auburn (17 FGs, 72 PATs)	2010
16.	120—	Jackie Parker, Mississippi State (16 TDs, 24 PATs)	1952
	120—	Herschel Walker, Georgia (20 TDs)	1981
	120—	Reggie Cobb, Tennessee (20 TDs)	1987
	120—	Mark Ingram, Alabama (20 TDs)	2009
	120—	Andrew Baggett, Missouri (18 FG, 66 PATs)	2013

120—	Alex Collins, Arkansas (20 TDs)	2015
120—	Gary Wunderlich, Ole Miss (19 FGs, 63 PATs)	2015

CAREER:

1.	412—	Blair Walsh, Georgia (184 PATs, 76 FGs, 53 games)	2008-11
2.	409—	Billy Bennett, Georgia (148 PAT, 87 FGs, 50 games)	2000-03
3.	407—	Marshall Morgan, Georgia (215 PATs, 64 FGs, 51 games)	2012-15
4.	385—	Leigh Tiffin, Alabama (83 FGs, 136 PATs)	2006-09
5.	371—	Jeff Hall, Tennessee (188 PAT, 61 FGs, 46 games)	1995-98
6.	369—	Colt David, LSU (201 PATs, 54 FGs, 1 TD, 52 games)	2005-08
7.	368—	Jeff Chandler, Florida (67 FGs, 167 PATs, 46 games)	1997-01
8.	363—	Wes Byrum, Auburn (60 FGs, 183 PATs, 51 games)	2007-10
9.	354—	Zach Hocker, Arkansas (61 FGs, 171 PATs, 50 games)	2010-13
10.	353—	Kevin Butler, Georgia (122 PAT, 77 FGs, 44 games)	1981-84
11.	345—	Philip Doyle, Alabama (105 PAT, 78 FGs, 1 TD, 43 games)	1987-90
12.	344—	Jonathan Nichols, Ole Miss (63 FGs, 155 PATs, 48 games)	2001-04
13.	342—	Tim Tebow, Florida (57 TDs, 55 games)	2006-09
14.	326—	Michael Proctor, Alabama (131 PAT, 65 FGs, 47 games)	1992-95
15.	325—	James Wilhoit, Tennessee (148 PAT, 59 FGs, 50 games)	2003-06
16.	318—	Kevin Faulk, LSU (53 TDs, 41 games)	1995-98
17.	317—	John Becksvort, Tennessee (161 PAT, 52 FGs, 41 games)	1991-94
18.	314—	Herschel Walker, Georgia (52 TDS, 1 two-point, 33 games)	1980-82
	314—	Fuad Reveiz, Tennessee (101 PAT, 71 FGs, 44 games)	1981-84
20.	312—	John Vaughn, Auburn (50 FGs, 162 PATs, 48 games)	2003-06
	312—	Van Tiffin, Alabama (59 FGs, 135 PATs, 44 games)	1983-86

MOST TOUCHDOWNS

GAME:

1.	*7—	Showboat Boykin, Ole Miss vs. Mississippi State (NCAA record)	1951
2.	6—	Madre Hill, Arkansas vs. South Carolina	1995
	6—	Carnell Williams, Auburn vs. Mississippi State	2003
	6—	Trey Burton, Florida vs. Kentucky	2010
5.	5—	Robert Edwards, Georgia vs. South Carolina	1995
	5—	Bob Davis, Kentucky vs. Maryville	1936
	5—	Bob Davis, Kentucky vs. Washington & Lee	1937
	5—	Carlos Carson, LSU vs. Rice	1977
	5—	Frank Mordica, Vanderbilt vs. Air Force	1978
	5—	Joe Cribbs, Auburn vs. Vanderbilt	1978
	5—	Kevin Faulk, LSU vs. Kentucky	1997
	5—	Shaun Alexander, Alabama vs. Brigham Young	1998
	5—	Sidney Rice, South Carolina vs. Florida Atlantic	2006
	5—	Tim Tebow, Florida vs. South Carolina	2007
	5—	Washaun Ealey, Georgia vs. Kentucky	2010
	5—	Alex Collins, Arkansas vs. UT-Martin	2015
	5—	Peyton Barber, Auburn vs. San Jose State	2015
	5—	Leonard Fournette, LSU vs. Texas Tech	2015

SEASON:

1.	28—	Derrick Henry, Alabama	2015
2.	25—	Tre Mason, Auburn	2013
3.	24—	Shaun Alexander, Alabama	1999
	24—	Trent Richardson, Alabama	2011
5.	23—	Tim Tebow, Florida	2007
	23—	Leonard Fournette, LSU	2015
7.	21—	Garrison Hearst, Georgia	1992
	21—	Cam Newton, Auburn	2010
	21—	Johnny Manziel, Texas A&M	2012
10.	20—	Herschel Walker, Georgia	1981
	20—	Reggie Cobb, Tennessee	1987
	20—	Mark Ingram, Alabama	2009
13.	20—	Alex Collins, Arkansas	2015
14.	19—	LaBrandon Toefield, LSU	2001
	19—	Marcus Latimore, South Carolina	2010
	19—	Eddie Lacy, Alabama	2012
17.	18—	Tommy Durrance, Florida	1969
	18—	Tim Worley, Georgia	1988
	18—	Siran Stacy, Alabama	1989
	18—	Reidel Anthony, Florida	1996
	18—	Knowshon Moreno, Georgia	2008
	18—	Charles Scott, LSU	2008
	18—	Todd Gurley, Georgia	2012

CAREER:

1.	57—	Tim Tebow, Florida (55 games)	2006-09
2.	53—	Kevin Faulk, LSU (41 games)	1995-98
3.	52—	Herschel Walker, Georgia (33 games)	1980-82
4.	50—	Dalton Hilliard, LSU (44 games)	1982-85
5.	50—	Shaun Alexander, Alabama (41 games)	1996-99
6.	46—	Anthony Dixon, Mississippi State (47 games)	2006-09
	46—	Carnell Williams, Auburn (42 games)	2001-04
	46—	Mark Ingram, Alabama (39 games)	2008-10
9.	45—	Bo Jackson, Auburn (38 games)	1982-85
	45—	Derrick Henry, Alabama (41 games)	2013-15
11.	44—	Todd Gurley, Georgia (30 games)	2012-14



RECORDS AND RESULTS

ALABAMA • ARKANSAS • AUBURN • FLORIDA • GEORGIA • KENTUCKY • LSU • OLE MISS

12.	44—	Dak Prescott, Mississippi State (48 games)	2012-15
13.	42—	Charles Alexander, LSU (44 games)	1975-78
14.	41—	Deuce McAllister, Ole Miss (43 games)	1997-00
	41—	Darren McFadden, Arkansas (38 games)	2005-07
	41—	Marcus Lattimore, South Carolina (29 games)	2010-12
17.	40—	Bobby Humphrey, Alabama (35 games)	1985-88
18.	39—	Stanley Morgan, Tennessee (44 games)	1973-76
	39—	James Stewart, Tennessee (44 games)	1991-94
20.	38—	Johnny Musso, Alabama (30 games)	1969-71

FIELD GOAL ATTEMPTS

GAME:

1.	7—	Al Del Greco, Auburn vs. Kentucky (made 6)	1982
	7—	Doug Pelfrey, Kentucky vs. Mississippi State (made 5)	1992
	7—	Jeremy Shelley, Alabama vs. LSU, BCS Championship Game (made 5)	2011
	7—	Elliott Fry, South Carolina vs. Vanderbilt (made 4)	2015
5.	6—	John Riley, Auburn vs. Kentucky (made 4)	1968
	6—	Alan Duncan, Tennessee vs. Kentucky (made 5)	1978
	6—	Rex Robinson, Georgia vs. Georgia Tech (made 3)	1979
	6—	Bobby Raymond, Florida vs. Florida State (made 6)	1983
	6—	Bobby Raymond, Florida vs. Kentucky (made 4)	1984
	6—	David Brown-dyke, LSU vs. Ole Miss (made 4)	1986
	6—	Philip Doyle, Alabama vs. SW Louisiana (made 6)	1990
	6—	Kanon Parkman, Georgia vs. Florida (made 4)	1993
	6—	Billy Bennett, Georgia vs. Georgia Tech (made 6)	2001
	6—	Jonathan Nichols, Ole Miss vs. Texas Tech (made 6)	2003
	6—	John Vaughn, Auburn vs. LSU (made 1)	2005
	6—	Blair Walsh, Georgia vs. Vanderbilt (made 4)	2011

SEASON:

1.	38—	Billy Bennett, Georgia (made 31)	2003
2.	35—	Leigh Tiffin, Alabama (made 30)	2009
	35—	Blair Walsh, Georgia (made 21)	2011
4.	34—	Leigh Tiffin, Alabama (made 25)	2007
5.	33—	Billy Bennett, Georgia (made 26)	2002
	33—	Colt David, LSU (made 26)	2007
7.	32—	Adam Griffith, Alabama (made 23)	2015
8.	31—	Fuad Reveiz, Tennessee (made 27)	1982
	31—	Philip Doyle, Alabama (made 19)	1988
10.	30—	Ryan Succop, South Carolina (made 20)	2008
	30—	Caleb Sturgis, Florida (made 22)	2009

CAREER:

1.	111—	Leigh Tiffin, Alabama (83 made)	2006-09
2.	110—	Billy Bennett, Georgia (made 87)	2000-03
3.	105—	Philip Doyle, Alabama (made 78)	1987-90
4.	103—	Blair Wash, Georgia (made 76)	2008-11
5.	98—	Kevin Butler, Georgia (made 77)	1981-84
6.	95—	Fuad Reveiz, Tennessee (made 71)	1981-84
7.	91—	Michael Proctor, Alabama (made 65)	1992-95
8.	89—	Jeff Hall, Tennessee (made 61)	1995-98
9.	88—	Van Tiffin, Alabama (made 59)	1983-86
	88—	Caleb Sturgis, Florida (made 70)	2008-12

FIELD GOALS MADE

GAME:

1.	6—	Al Del Greco, Auburn vs. Kentucky (7 atts.)	1982
	6—	Bobby Raymond, Florida vs. Florida State (6 atts.)	1983
	6—	Bobby Raymond, Florida vs. Kentucky (6 atts.)	1984
	6—	Philip Doyle, Alabama vs. SW Louisiana (6 atts.)	1990
	6—	Billy Bennett, Georgia vs. Georgia Tech (6 atts.)	2001
	6—	Jonathan Nichols, Ole Miss vs. Texas Tech (6 atts.)	2003
7.	5—	Brian Clark, Florida vs. Ole Miss (5 atts.)	1980
	5—	Jorge Portela, Auburn vs. Florida (5 atts.)	1977
	5—	Alan Duncan, Tennessee vs. Kentucky (6 atts.)	1978
	5—	Fuad Reveiz, Tennessee vs. Memphis State (5 atts.)	1982
	5—	Fuad Reveiz, Tennessee vs. Kentucky (5 atts.)	1982
	5—	Brian Lee, Ole Miss vs. Tulane (5 atts.)	1991
	5—	Doug Pelfrey, Kentucky vs. Mississippi State (7 atts.)	1992
	5—	Scott Etheridge, Auburn vs. LSU (5 atts.)	1992
	5—	Jaret Holmes, Auburn vs. UAB (5 atts.)	1996
	5—	Brian Hazelwood, Mississippi State vs. Arkansas (5 atts.)	1998
	5—	Alex Walls, Tennessee vs. Florida (5 atts.)	2000
	5—	Spencer Lanning, South Carolina vs. Georgia (5 atts.)	2009
	5—	Leigh Tiffin, Alabama at Ole Miss (5 atts.)	2009
	5—	Derek DePosquale, Mississippi State vs. UAB (5 atts.)	2010
	5—	Bryson Rose, Ole Miss vs. Louisiana-Lafayette (5 atts.)	2010
	5—	Jeremy Shelley, Alabama vs. LSU, BCS Championship Game	2011
	5—	Andrew Baggett, Missouri vs. Florida	2013
	5—	Daniel Carlson, Auburn vs. Alabama	2014
	5—	Adam Griffith, Alabama vs. Auburn	2015

FIELD GOALS MADE

SEASON:

1.	31—	Billy Bennett, Georgia (38 atts.)	2003
2.	30—	Leigh Tiffin, Alabama (35 atts.)	2009
3.	27—	Fuad Reveiz, Tennessee (31 atts.)	1982
4.	26—	Billy Bennett, Georgia (33 atts.)	2002
	26—	Colt David, LSU (33 atts.)	2007
6.	25—	Jonathan Nichols, Ole Miss (29 atts.)	2003
	25—	Leigh Tiffin, Alabama (34 atts.)	2007
8.	24—	Carlos Reveiz, Tennessee (28 atts.)	1985
	24—	Philip Doyle, Alabama (29 atts.)	1990
	24—	Caleb Sturgis, Florida (28 att.)	2012

CAREER:

1.	87—	Billy Bennett, Georgia (110 atts.)	2000-03
2.	83—	Leigh Tiffin, Alabama (111 atts.)	2006-09
3.	78—	Philip Doyle, Alabama (105 atts.)	1987-90
4.	77—	Kevin Butler, Georgia (98 atts.)	1981-84
5.	76—	Blair Walsh, Georgia (103 atts.)	2008-11
6.	71—	Fuad Reveiz, Tennessee (95 atts.)	1981-84
7.	70—	Caleb Sturgis, Florida (88 att)	2008-12
8.	67—	Jeff Chandler, Florida (80 atts.)	1997-01
9.	65—	Michael Proctor, Alabama (91 atts.)	1992-95
10.	64—	Marshall Morgan, Georgia (84 atts.)	2012-15

LONG FIELD GOALS

GAME:

1.	60—	Fuad Reveiz, Tennessee vs. Georgia Tech	1982
	60—	Kevin Butler, Georgia vs. Clemson	1984
	60—	Chris Perkins, Florida vs. Tulane	1984
4.	59—	Cloyce Hinton, Ole Miss vs. Georgia	1969
	59—	Kevin Butler, Georgia vs. Ole Miss	1982
6.	58—	Cloyce Hinton, Ole Miss vs. Houston	1970
	58—	Allan Leovitt, Georgia vs. Vanderbilt	1976
	58—	Brandon Coutu, Georgia vs. Louisiana-Monroe	2005
9.	57—	Neil O'Donoghue, Auburn vs. Tennessee	1976
	57—	Van Tiffin, Alabama vs. Texas A&M	1985
	57—	Bryan Owen, Ole Miss vs. Tulane	1988
	57—	Philip Yost, Auburn vs. Western Kentucky	2003

CONSECUTIVE FIELD GOALS MADE

1.	20—	Marshall Morgan, Georgia	2013-14
2.	18—	Fuad Reveiz, Tennessee	1984
3.	17—	Bobby Raymond, Florida	1984
	17—	Bryson Rose, Ole Miss	2010-11

FIELD GOAL PERCENTAGE

SEASON: (Min. 10 made)

1.	100.0—	David Brown-dyke, LSU (14 of 14)	1989
2.	93.8—	Wes Byrum, Auburn (15 of 16)	2009
3.	93.3—	Mike Conway, LSU (14 of 15)	1978
4.	92.9—	Billy Bennett, Georgia (13 of 14)	2000
	92.9—	Colby Delahoussaye, LSU (13 of 14)	2013

SEASON: (Min. 20 made)

1.	91.7—	Marshall Morgan, Georgia (22 of 24)	2013
2.	90.9—	Blair Walsh, Georgia (20 of 22)	2009
3.	88.4—	Bobby Raymond, Florida (23 of 26)	1984
4.	88.0—	Phillip Doyle, Alabama (22 of 25)	1989
5.	87.5—	Jeff Chandler, Florida (21 of 24)	1999
6.	87.1—	Fuad Reveiz, Tennessee (27 of 31)	1982
7.	86.9—	Bobby Raymond, Florida (20 of 23)	1983
	86.9—	Fuad Reveiz, Tennessee (20 of 23)	1984
	86.9—	Blair Walsh, Georgia (20 of 23)	2010
10.	86.2—	Jonathan Nichols, Ole Miss (25 of 29)	2003

CAREER: (Min. 25 made)

1.	*87.8—	Bobby Raymond, Florida (43 of 49)	1982-84
2.	86.2—	Bryson Rose, Ole Miss (25 of 29)	2010-12
3.	83.8—	Jeff Chandler, Florida (67 of 80)	1997-01
4.	82.9—	Berj Yepremian, Florida (29 of 35)	1976-78
5.	82.8—	Jeff Chandler, Florida (48 of 58)	1997-00
6.	82.1—	Judd Davis, Florida (32 of 39)	1992-94
7.	81.3—	David Brown-dyke, LSU (61 of 75)	1986-89
8.	80.3—	Brandon Coutu, Georgia (53 of 66)	2004-07
9.	80.4—	Daniel Carlson, Auburn (41 of 51)	2014-15
10.	79.5—	Caleb Sturgis, Florida (70 of 88)	2009-12
11.	79.1—	Billy Bennett, Georgia (87 of 110)	2000-03
	79.1—	Scott Etheridge, Auburn (34 of 43)	1992-93
13.	78.9—	Jeff Dawson, Florida (30 of 38)	1985-86
14.	78.8—	Matt Hawkins, Auburn (26 of 33)	1994-95

RECORDS AND RESULTS



MISSISSIPPI STATE • MISSOURI • SOUTH CAROLINA • TENNESSEE • TEXAS A&M • VANDERBILT

15.	78.5—	Kevin Butler, Georgia (77 of 98)	1981-84
16.	77.9—	Alex Walls, Tennessee (53 of 68)	1999-02
17.	77.2—	Zach Hocker, Arkansas (61 of 79)	2010-13
18.	77.3—	Spencer Lanning, South Carolina (34 of 44)	2007-10
19.	76.8—	Jonathan Nichols, Ole Miss (63 of 82)	2001-04

PAT KICKS ATTEMPTED

GAME:

1.	13—	Red Lutz, Alabama vs. Delta State (made 11)	1951
2.	11—	George Jernigan, Georgia vs. Furman (made 10)	1946
	11—	Bill Davis, Alabama vs. Virginia Tech (made 11)	1973
	11—	Reed Morton, South Carolina vs. Kent (made 11)	1995
	11—	Collins Cooper, Florida vs. Central Michigan (made 9)	1997
6.	10—	Bob Gain, Kentucky vs. North Dakota (made 10)	1950
	10—	Bobby Moreau, LSU vs. Rice (made 10)	1977
	10—	Judd Davis, Florida vs. New Mexico State (made 10)	1994
	10—	Judd Davis, Florida vs. Kentucky (made 10)	1994
	10—	Kanon Parkman, Georgia vs. Northeast Louisiana (made 10)	1994
	10—	Alex Walls, Tennessee vs. Louisiana-Monroe (made 10)	2000
	10—	Josh Lambo, Texas A&M vs. Lamar (made 10)	2014

SEASON:

1.	79—	Jonathan Phillips, Florida (made 78)	2008
2.	74—	Taylor Bertolet, Texas A&M (made 67)	2012
3.	73—	Joey Iijas, Florida (made 72)	2007
	73—	Wes Byrum, Auburn (made 72)	2010
5.	71—	Bart Edmiston, Florida (made 71)	1995
6.	69—	Jeremy Shelley, Alabama (made 69)	2012
	69—	Andrew Baggett, Missouri (made 66)	2013
8.	68—	Marshall Morgan, Georgia (made 67)	2014
8.	67—	Marshall Morgan, Georgia (made 63)	2012
	67—	Cody Parkey, Auburn (made 66)	2013
10.	66—	Bart Edmiston, Florida (made 69)	1996

CAREER:

1.	220—	Marshall Morgan, Georgia (made 215)	2012-15
2.	204—	Colt David, LSU (made 201)	2005-08
3.	194—	Jeff Hall, Tennessee (made 188)	1995-98
4.	186—	Wes Byrum, Auburn (made 183)	2007-10
5.	185—	Blair Walsh, Georgia (made 184)	2008-11
6.	180—	Jeff Chandler, Florida (made 167)	1997-01
7.	175—	Jeremy Shelley, Alabama (made 162)	2009-12
8.	173—	Zach Hocker, Arkansas (made 171)	2010-13
9.	165—	Lones Seiber, Kentucky (made 158)	2006-09
10.	164—	Bart Edmiston, Florida (made 160)	1992-96

PAT KICKS MADE

GAME:

1.	11—	Reed Morton, South Carolina vs. Kent (11 atts.)	1995
	11—	Bill Davis, Alabama vs. Virginia Tech (11 atts.)	1973
	11—	Red Lutz, Alabama vs. Delta State (13 atts.)	1951
4.	10—	Bob Gain, Kentucky vs. North Dakota (10 atts.)	1950
	10—	Bobby Moreau, LSU vs. Rice (10 atts.)	1977
	10—	George Jernigan, Georgia vs. Furman (10 atts.)	1946
	10—	Judd Davis, Florida vs. New Mexico State (10 atts.)	1994
	10—	Judd Davis, Florida vs. Kentucky (10 atts.)	1994
	10—	Kanon Parkman, Georgia vs. Northeast Louisiana (10 atts.)	1994
	10—	Alex Walls, Tennessee vs. Louisiana-Monroe (10 atts.)	2000
	10—	Josh Lambo, Texas A&M vs. Lamar (10 atts.)	2014

SEASON:

1.	78—	Jonathan Phillips, Florida (79 atts.)	2008
2.	72—	Joey Iijas, Florida (73 atts.)	2007
	72—	Wes Byrum, Auburn (73 atts.)	2010
4.	71—	Bart Edmiston, Florida (71 atts.)	1995
5.	69—	Jeremy Shelley, Alabama (69 atts.)	2012
6.	67—	Taylor Bertolet, Texas A&M (74 atts.)	2012
	67—	Marshall Morgan, Georgia (68 atts.)	2014
8.	66—	Cody Parkey, Auburn (67 atts.)	2013
	66—	Andrew Baggett, Missouri (69 atts.)	2013
10.	65—	Judd Davis, Florida (65 atts.)	1994

CAREER:

1.	215—	Marshall Morgan, Georgia (220 atts.)	2012-15
2.	201—	Colt David, LSU (204 atts.)	2005-08
3.	188—	Jeff Hall, Tennessee (194 atts.)	1995-98
4.	184—	Blair Walsh, Georgia (185 atts.)	2008-11
5.	183—	Wes Byrum, Auburn (186 atts.)	2007-10
6.	172—	Jeremy Shelley, Alabama (175 atts.)	2009-12
7.	171—	Zach Hocker, Arkansas (173 atts.)	2010-13
8.	167—	Jeff Chandler, Florida (180 atts.)	1997-01
9.	162—	John Vaughn, Auburn (163 atts.)	2003-06
10.	161—	John Becksvoort, Tennessee (161 atts.)	1991-94

PAT KICKS PERCENTAGE

GAME: (Min. 10 atts.)

1.	100—	Bill Davis, Alabama vs. Virginia Tech (11 of 11)	1973
	100—	Reed Morton, South Carolina vs. Kent (11 of 11)	1995
	100—	Bob Gain, Kentucky vs. North Dakota (10 of 10)	1950
	100—	Bobby Moreau, LSU vs. Rice (10 of 10)	1977
	100—	Judd Davis, Florida vs. Kentucky (10 of 10)	1994
	100—	Judd Davis, Florida vs. New Mexico State (10 of 10)	1994
	100—	Alex Walls, Tennessee vs. Louisiana-Monroe (10 of 10)	2000
	100—	Josh Lambo, Texas A&M vs. Lamar (10 of 10)	2014

SEASON: (Min. 45 atts.)

1.	100—	Bart Edmiston, Florida (71 of 71)	1995
	100—	Judd Davis, Florida (65 of 65)	1994
	100—	Colt David, LSU (63 of 63)	2007
	100—	John Becksvoort, Tennessee (59 of 59)	1993
	100—	Billy Bennett, Georgia (52 of 52)	2002
	100—	John Vaughn, Auburn (50 of 50)	2005
	100—	Greg Burke, Tennessee (50 of 50)	1990
	100—	Blair Walsh, Georgia (50 of 50)	2008
	100—	Chris Knapp, Auburn (49 of 49)	1986
	100—	Jonathan Nichols, Ole Miss (49 of 49)	2003
	100—	Matt Leach, Florida (49 of 49)	2004
	100—	Brandon Coutu, Georgia (49 of 49)	2007
	100—	Jeff Hall, Tennessee (47 of 47)	1998
	100—	Scott Etheridge, Auburn (45 of 45)	1993
	100—	Brandon Coutu, Georgia (45 of 45)	2005
	100—	Wes Byrum, Auburn (54 of 54)	2009
	100—	Zach Hocker, Arkansas (56 of 56)	2010
	100—	Blair Walsh, Georgia (46 of 46)	2011
	100—	Adam Yates, South Carolina (49 of 49)	2012
	100—	Jeremy Shelley, Alabama (69 of 69)	2012
	100—	Marshall Morgan, Georgia (47 of 47)	2013
	100—	Daniel Carlson, Auburn (57 of 57)	2014
	100—	Elliott Fry, South Carolina (51 of 51)	2014
	100—	Josh Lambo, Texas A&M (59 of 59)	2014
	100—	Cole Hedlund, Arkansas (58 of 58)	2015
	100—	Adam Griffith, Alabama (62 for 62)	2015
	100—	Gary Wunderlich, Ole Miss (63 of 63)	2015

CAREER: (MIN. 100 atts.)

1.	*100—	John Becksvoort, Tennessee (161 of 161)	1991-94
	*100—	Van Tiffin, Alabama (135 of 135)	1983-86
	*100—	Damon Duval, Auburn (125 of 125)	1999-02
	*100—	Brandon Coutu, Georgia (114 of 114)	2004-07
	*100—	David Brownlyke, LSU (109 of 109)	1986-89
6.	99.5—	Blair Walsh, Georgia (184 of 185)	2008-11
7.	99.4—	John Vaughn, Auburn (162 of 163)	2003-06
8.	99.2—	Michael Proctor, Alabama (131 of 132)	1992-95
	99.2—	Adam Griffith, Alabama (120 of 121)	2012-15
	99.2—	Elliott Fry, South Carolina (130 of 131)	2013-15
10.	99.1—	Al Del Greco, Auburn (110 of 111)	1980-83
	99.1—	Josh Lambo, Texas A&M (109 of 110)	2012-14
	99.1—	Elliott Fry, South Carolina (105 of 106)	2013-Present

*—NCAA record

CONSECUTIVE PAT KICKS MADE

1.	161—	John Becksvoort, Tennessee	1991-94
2.	135—	Van Tiffin, Alabama	1983-86
3.	130—	Michael Proctor, Alabama	1992-95
4.	125—	Damon Duval, Auburn	1999-02
5.	124—	Elliott Fry, South Carolina	2013-15
6.	119—	Blair Walsh, Georgia	2008-10
7.	117—	Jonathan Nichols, Ole Miss	2001-04
8.	114—	Bart Edmiston, Florida	1992-96
	114—	Brandon Coutu, Georgia	2004-07
10.	113—	Billy Bennett, Georgia	2000-03
11.	109—	David Brownlyke, LSU	1986-89
12.	108—	Josh Lambo, Texas A&M	2013-15
13.	107—	John Vaughn, Auburn	2004-06
14.	104—	Matt Leach, Florida	2002-04
15.	101—	Rex Robinson, Georgia	1977-80
16.	99—	Elliott Fry, South Carolina	2013-Present
17.	97—	Daniel Carlson, Auburn	2014-15
18.	92—	Taylor Begley, Kentucky	2002-05
	92—	Blair Walsh, Georgia	2008-09
20.	91—	Alex Walls, Tennessee	1999-02



RECORDS AND RESULTS

ALABAMA • ARKANSAS • AUBURN • FLORIDA • GEORGIA • KENTUCKY • LSU • OLE MISS

TOTAL POINTS SCORED BY KICKING

GAME:

1.	23	Bobby Raymond, Florida vs. Florida State (6 FGs, 5 PATs)	1983
2.	21	Jonathan Nichols, Ole Miss vs. Texas Tech (6 FGs, 3 PATs)	2003
3.	19	Bobby Raymond, Florida vs. Kentucky (6 FGs, 1 PAT)	1984
	19	Philip Doyle, Alabama vs. SW Louisiana (6 FGs, 1 PAT)	1990
	19	Billy Bennett, Georgia vs. Georgia Tech (6 FGs, 1 PAT)	2001
	19	Bryson Rose, Ole Miss vs. Louisiana-Lafayette (5 FGs, 4 PATs)	2010
7.	18	Al Del Greco, Auburn vs. Kentucky (6 FGs)	1982
	18	Doug Pelfrey, Kentucky vs. Mississippi State (5 FGs, 3 PAT)	1992
	18	Daniel Carlson, Auburn vs. Alabama (5 FG, 3 PAT)	2014
10.	17	Jorge Portela, Auburn vs. Florida (5 FGs, 2 PATs)	1977
	17	Alan Duncan, Tennessee vs. Kentucky (5 FGs, 2 PATs)	1978
	17	Fuad Reveiz, Tennessee vs. Memphis State (5 FGs, 2 PATs)	1982
	17	David Brownadyke, LSU vs. Mississippi State (4 FGs, 5 PATs)	1986
	17	Alex Walls, Tennessee vs. Wyoming (4 FGs, 5 PATs)	2002
	17	Matt Leach, Florida vs. San Jose State (3 FGs, 8 PATs)	2003
	17	Alex Tejada, Arkansas vs. Troy (4 FGs, 5 PATs)	2007
	17	Adam Griffith, Alabama vs. Auburn (5 FGs, 2 PATs)	2015

SEASON:

1.	141	Colt David, LSU (26 FGs, 63 PATs)	2007
2.	132	Leigh Tiffin, Alabama (30 FG, 42 PATs)	2009
3.	131	Billy Bennett, Georgia (31 FGs, 38 PATs)	2003
	131	Adam Griffith, Alabama (23 FGs, 62 PATs)	2015
5.	130	Billy Bennett, Georgia (26 FGs, 52 PATs)	2002
6.	124	Jonathan Nichols, Ole Miss (25 FGs, 49 PATs)	2003
7.	123	Wes Byrum, Auburn (17 FGs, 72 PATs)	2010
8.	120	Gary Wunderlich, Ole Miss (19 FGs, 63 PATs)	2015
9.	118	Zach Hocker, Arkansas (21 FGs, 55 PATs)	2011
10.	115	Daniel Lincoln, Tennessee (21 FGs, 52 PATs)	2007
	115	Jeremy Shelley, Alabama (21 FGs, 52 PATs)	2011
	115	Marshall Morgan, Georgia (16 FG, 67 PATs)	2014

CAREER:

1.	412	Blair Walsh, Georgia (76 FGs, 184 PATs)	2008-11
2.	409	Billy Bennett, Georgia (87 FGs, 148 PATs)	2000-03
3.	407	Marshall Morgan, Georgia (215 PATs, 64 FGs)	2012-15
4.	385	Leigh Tiffin, Alabama (83 FG, 136 PATs)	2006-09
5.	371	Jeff Hall, Tennessee (61 FGs, 188 PATs)	1995-98
6.	368	Jeff Chandler, Florida (67 FGs, 167 PATs)	1997-01
7.	363	Colt David, LSU (54 FGs, 201 PATs)	2005-08
	363	Wes Byrum, Auburn (60 FGs, 183 PATs)	2007-10
9.	353	Kevin Butler, Georgia (77 FGs, 122 PATs)	1981-84
10.	344	Jonathan Nichols, Ole Miss (63 FGs, 155 PATs)	2001-04
11.	340	Caleb Sturgis, Florida (70 FG, 130 PAT)	2008-12
12.	339	Philip Doyle, Alabama (78 FGs, 105 PATs)	1987-90
13.	326	Michael Proctor, Alabama (65 FGs, 131 PATs)	1992-95
14.	325	James Wilhoit, Tennessee (59 FGs, 148 PATs)	2003-06
15.	317	John Becksvoort, Tennessee (52 FGs, 161 PATs)	1991-94
16.	314	Fuad Reveiz, Tennessee (71 FGs, 101 PATs)	1981-84
17.	312	Van Tiffin, Alabama (59 FGs, 135 PATs)	1983-86
	312	John Vaughn, Auburn (50 FGs, 162 PATs)	2003-06
19.	310	Joshua Shene, Ole Miss (57 FGs, 139 PATs)	2006-09
20.	305	Lones Seiber, Kentucky (49 FGs, 158 PATs)	2006-09

PUNTING MOST PUNTS

GAME:

1.	30	Bert Johnson, Kentucky vs. Washington & Lee	1934
2.	23	Bud Walton, Florida vs. Georgia Tech	1938
3.	21	Hawk Cavette, Georgia Tech vs. Florida	1938
4.	19	Johnny Cain, Alabama vs. Tennessee	1932
5.	16	Bob Hardison, Mississippi State vs. TCU	1936
6.	15	Connie Frederick, Auburn vs. Clemson	1968
7.	14	Bill Hartman, Georgia vs. Auburn	1937
	14	Bobby Collins, Mississippi State vs. LSU	1951
	14	Boyce Smith, Vanderbilt vs. Florida	1958
	14	Dick McGraw, Mississippi State vs. Southern Miss	1967
	14	John Schaffler, Vanderbilt vs. Louisville	1971
	14	Craig Colquitt, Tennessee vs. Kentucky	1976

SEASON:

1.	101	Ralph Kercheval, Kentucky (4,413 yards for 43.5 avg.)	1933
2.	95	Dick McGraw, Mississippi State (3,567 yards for 37.5 avg.)	1967
3.	92	Dick McGowen, Auburn (3,833 yards for 42.2 avg.)	1939
4.	91	Jimmy Carter, Kentucky (3,597 yards for 39.5 avg.)	1996
5.	90	Dave Hardt, Kentucky (3,471 yards for 38.6 avg.)	1970
6.	83	Bud Walton, Florida (3,002 yards for 36.2 avg.)	1938
	83	Buster Morrison, Florida (3,187 yards for 38.4 avg.)	1972
	83	Johnny Townsend, Florida (3,765 yards for 45.4 avg.)	2015
9.	81	Dixie Howell, Alabama (3,216 yards for 39.7 avg.)	1933

81— Al Doggett, LSU (3,147 yards for 38.9 avg.) 1952

CAREER:

1.	277	Jim Arnold, Vanderbilt (12,171 yards for 43.9 avg.)	1979-82
2.	272	Bill Marinangel, Vanderbilt (11,336 yards for 41.7 avg.)	1993-96
3.	266	Jim Miller, Ole Miss (11,549 yards for 43.4 avg.)	1976-79
4.	254	Bill Smith, Ole Miss (11,260 for 44.3 avg.)	1983-86
5.	251	Matt Wait, Arkansas (10,599 for 42.1 avg.)	1994-97
6.	248	Dave Hardt, Kentucky (9,737 yards for 39.3 avg.)	1968-70
7.	244	Lewis Colbert, Auburn (10,179 for 41.7 avg.)	1982-85
8.	240	Dustin Colquitt, Tennessee (10,216 for 42.6 avg.)	2001-04
9.	238	Cody Ridgeway, Ole Miss (10,021 for 42.1 avg.)	2001-04
	238	P.J. Fitzgerald, Alabama (9,485 for 39.9 avg.)	2006-09

MOST PUNTS, 50 YARDS OR MORE

*86—Bill Smith, Ole Miss 1983-86

MOST CONSECUTIVE GAMES W/PUNT OF 50 YARDS OR MORE

*32—Bill Smith, Ole Miss 1983-86

MOST GAMES AVERAGING 40 OR MORE YARDS (MIN. 4)

*36—Bill Smith, Ole Miss 1983-86

LONG PUNTS

1.	92	Bill Smith, Ole Miss vs. Southern Miss	1984
2.	89	Dixie Howell, Alabama vs. Tennessee	1933
3.	87	Rufus Deal, Auburn vs. Georgia Tech	1939
4.	87	Spike Jones, Georgia vs. Auburn	1967
	87	O.J. Key, Tulane vs. Florida	1946
6.	86	Donnie Jones, LSU vs. Kentucky	2002
7.	85	Greg Gantt, Alabama vs. Mississippi State	1971
8.	84	Mike Patrick, Mississippi State vs. Alabama	1974
9.	83	Dixie Howell, Alabama vs. Kentucky	1933
	83	Billy Mann, Ole Miss vs. Tennessee	1938

YARDS PUNTED

GAME:

1.	1,155	Bert Johnson, Kentucky vs. Washington & Lee (30 for 38.5 avg.)	1934
2.	914	Johnny Cain, Alabama vs. Tennessee (19 for 48.1 avg.)	1932
3.	904	Hawk Cavette, Georgia Tech vs. Florida (21 for 43.9 avg.)	1938
4.	899	Bud Walton, Florida vs. Georgia Tech (23 for 39.1 avg.)	1938

SEASON:

1.	4,413	Ralph Kercheval, Kentucky (101 for 43.5 avg.)	1933
2.	3,883	Dick McGowen, Auburn (92 for 42.2 avg.)	1939
3.	3,765	Johnny Townsend, Florida (83 for 45.4 avg.)	2015
4.	3,597	Jimmy Carter, Kentucky (91 for 39.5 avg.)	1996
5.	3,586	Bill Marinangel, Vanderbilt (77 for 46.6 avg.)	1996
6.	3,581	Bill Smith, Ole Miss (79 for 45.3 avg.)	1985
7.	3,567	Dick McGraw, Mississippi State (95 for 37.5 avg.)	1967
8.	3,471	Dave Hardt, Kentucky (90 for 38.6 avg.)	1970
9.	3,448	Ryan Tydlacka, Kentucky (79 for 43.6 avg.)	2011
10.	3,386	Jim Arnold, Vanderbilt (74 for 45.8 avg.)	1982

CAREER:

1.	12,171	Jim Arnold, Vanderbilt (277 for 43.9 avg.)	1979-82
2.	11,549	Jim Miller, Ole Miss (266 for 43.4 avg.)	1976-79
3.	11,336	Bill Marinangel, Vanderbilt (272 for 41.7 avg.)	1993-96
4.	11,260	Bill Smith, Ole Miss (254 for 44.3 avg.)	1983-86
5.	10,216	Dustin Colquitt, Tennessee (240 for 42.6 avg.)	2001-04
6.	10,021	Cody Ridgeway, Ole Miss (238 for 42.1 avg.)	2001-04
7.	10,179	Lewis Colbert, Auburn (244 for 41.7 avg.)	1982-85
8.	10,177	Matt Wait, Arkansas (251 for 42.1 avg.)	1994-97
9.	10,075	Tyler Campbell, Ole Miss (226 for 10,075)	2009-13
10.	9,900	Eric Wilbur, Florida (231 for 42.9 avg.)	2003-06
11.	9,842	Damon Duval, Auburn (227 for 43.3 avg.)	1999-02
12.	9,798	Donnie Jones, LSU (233 for 42.1 avg.)	2000-03
13.	9,737	Dave Hardt, Kentucky (248 for 39.3 avg.)	1968-70
14.	9,485	P.J. Fitzgerald, Alabama (238 for 39.9)	2006-09
15.	9,387	Dylan Breeding, Arkansas (219 for 42.9 avg.)	2009-12
16.	9,238	Courtney Leavitt, South Carolina (224 for 41.2 avg.)	1996-99
17.	9,074	Charles Childers, Ole Miss (231 for 39.3 avg.)	1987-90
18.	9,058	David Lawrence, Vanderbilt (219 for 41.4 avg.)	1989-92
19.	9,003	Gordon Ely-Kelso, Georgia (224 for 40.2 avg.)	2003-06
20.	8,897	Britton Colquitt, Tennessee (209 for 42.6 avg.)	2005-08

RECORDS AND RESULTS



MISSISSIPPI STATE • MISSOURI • SOUTH CAROLINA • TENNESSEE • TEXAS A&M • VANDERBILT

PUNTING AVERAGE

GAME: (Min. 2 punts)

- 84.5— Bill Smith, Ole Miss vs. Southern Miss (2 for 169) 1984

GAME (Min. 7 punts)

- 55.0— JK Scott, Alabama vs. Ohio State (7 for 385) 2014
- 54.3— Kyle Christy, Florida vs. South Carolina (7 for 380) 2012
- 53.1— Jim Arnold, Vanderbilt vs. North Carolina (8 for 425) 1982
- 53.0— Fred Montsdeoca, Florida vs. Alabama (7 for 371) 1949
- 52.0— Ralph Kercheval, Kentucky vs. Cincinnati (10 for 520) 1933
- 51.8— Johnny Townsend, Florida vs. Alabama (8 for 414) 2015
- 51.7— Dustin Colquitt, Tennessee vs. South Carolina (7 for 362) 2003
- 51.6— Drew Butler, Georgia vs. LSU (8 for 413) 2011
- 51.3— Billy Cannon, LSU vs. Ole Miss (7 for 359) 1957
- 51.3— Jim Arnold, Vanderbilt vs. Air Force (8 for 410) 1979

GAME (Min. 10 punts)

- 52.0— Ralph Kercheval, Kentucky vs. Cincinnati (10 for 520) 1933
- 48.1— Greg Breland, Ole Miss vs. Missouri (10 for 481) 1974
- 48.1— Johnny Cain, Alabama vs. Tennessee (19 for 914) 1932
- 47.5— Andy Russ, Mississippi State vs. South Carolina (10 for 475) 1996
- 47.3— Jerry Stovall, LSU vs. Ole Miss (10 for 473) 1960

GAME (Min. 20 punts)

- 43.0— Hawk Cavette, Georgia Tech vs. Florida (21 for 904) 1938

SEASON: (Min. 30 punts)

- 50.3— Chad Kessler, LSU (39 for 1,961) 1997

SEASON: (Min. 50 punts)

- 48.2— Ricky Anderson, Vanderbilt (58 for 2,793) 1984
- 48.1— Drew Butler, Georgia (56 for 2,691) 2009
- 48.0— JK Scott, Alabama (55 for 2,640) 2015
- 46.9— Terry Daniel, Auburn (51 for 2,393) 1993
- 46.5— Andy Russ, Mississippi State (53 for 2,466) 1996
- 46.2— Tyler Campbell, Ole Miss (63 for 2,913) 2010
- 45.9— Jim Miller, Ole Miss (66 for 3,029) 1977
- 45.8— Jim Arnold, Vanderbilt (74 for 3,386) 1982
- 45.8— Lewis Colbert, Auburn (57 for 2,610) 1985
- 45.8— Kyle Christy, Florida (66 for 3,203) 2012

SEASON: (Min. 75 punts)

- 46.6— Bill Marinangel, Vanderbilt (77 for 3,586) 1996
- 45.4— Johnny Townsend, Florida (83 for 3,765) 2015
- 45.3— Bill Smith, Ole Miss (79 for 3,581) 1985
- 43.6— Ryan Tydlacka, Kentucky (79 for 3,448) 2011
- 43.2— Jim Miller, Ole Miss (76 for 3,283) 1978
- 42.2— Dick McGowan, Auburn (92 for 3,883) 1939
- 41.6— Julian Fagan, Ole Miss (75 for 3,120) 1968
- 41.5— Jerry Shuford, Vanderbilt (79 for 3,281) 1965

SEASON (Min. 100 punts)

- 43.5— Ralph Kercheval, Kentucky (101 for 4,394) 1933

CAREER: (Min. 100 punts)

- 45.6— Ricky Anderson, Vanderbilt (111 for 5,067) 1983-84
- 45.5— Drew Kaser, Texas A&M (108 for 4,913) 2011-14
- 45.4— Drew Butler, Georgia (167 for 7,589 yards) 2008-11
- 45.0— JK Scott, Alabama (125 for 5,734 yards) 2014-15
- 44.6— Tyler Campbell, Ole Miss (226 for 10,075) 2009-13
- 44.5— Terry Daniel, Auburn (169 for 7,522) 1992-94
- 44.5— Johnny Townsend, Florida (112 for 4,982) 2013, 2015
- 44.4— Glenn Pakulak, Kentucky (134 for 5,954) 2000-02
- 44.4— Roy Criswell, Florida (161 for 7,153) 1982-85
- 44.3— Bill Smith, Ole Miss (254 for 11,260) 1983-86
- 43.9— Jim Arnold, Vanderbilt (277 for 12,171) 1979-82
- 43.9— Kody Bliss, Auburn (202 for 8,861) 2003-06
- 43.9— Jimmy Colquitt, Tennessee (201 for 8,816) 1981-84
- 43.7— Kyle Christy, Florida (181 for 7,914) 2011-14
- 43.6— Greg Gantt, Alabama (116 for 5,095) 1971-73
- 43.5— Daniel Pope, Alabama (124 for 5,391) 1995-98
- 43.4— Jim Miller, Ole Miss (266 for 11,549) 1976-79
- 43.4— Jeff Walker, Mississippi State (141 for 6,126) 1996-99
- 43.4— Damon Duval, Auburn (227 for 9,842) 1999-02
- 43.3— Eric Wilbur, Florida (172 for 7,441) 2003-06

*NCAA Record (Minimum 250 punts)

PUNT RETURNS

MOST RETURNS

GAME:

- 17— A.B. Stubbs, Mississippi State vs. TCU (122 yards) 1936
- 11— Bobby Herrington, Mississippi State vs. Southwestern (116 yards) 1933
- 9— Bobby Jordan, Auburn vs. Clemson 1952
- 9— Mike Siganos, Kentucky vs. Tennessee (85 yards) 1976

- 8— Harry Gilmer, Alabama vs. Tennessee 1946
- 8— J.P. Moore, Vanderbilt vs. Florida 1946
- 8— Lee Nalley, Vanderbilt vs. Ole Miss 1948
- 8— Doug Cunningham, Ole Miss vs. Southern Miss (102 yards) 1966
- 8— Thomas Bailey, Auburn vs. Georgia Southern (62 yards) 1991
- 8— Jason Armstead, Ole Miss vs. Memphis (157 yards) 2002
- 8— Robert Dunn, Auburn vs. Arkansas (58 yards) 2007
- 8— Dustin Harris, Texas A&M vs. South Carolina State (246 yards) 2012

SEASON:

- 45— Willie Shelby, Alabama (396 yards) 1975
- 43— Lee Nalley, Vanderbilt (791 yards) 1948
- 43— Mike Siganos, Kentucky (308 yards) 1977
- 43— Mike Espy, Ole Miss (369 yards) 2003
- 42— Bobby Majors, Tennessee (437 yards) 1971
- 42— Eddie Brown, Tennessee (429 yards) 1972
- 42— Greg Richardson, Alabama (393 yards) 1986
- 42— Thomas Bailey, Auburn (528 yards) 1991
- 42— Cyrus Jones, Alabama (530 yards) 2015
- 41— Wallace Brown, Florida 1934
- 41— Sammy Grezoffi, LSU (369 yards) 1967
- 41— Eric Parker, Tennessee (387 yards) 1999
- 41— Javier Arenas, Alabama (650 yards) 2008

CAREER:

- 125— Greg Richardson, Alabama (1,011 yards) 1983-86
- 125— Thomas Bailey, Auburn (1,170 yards) 1991-94
- 125— Javier Arenas, Alabama (1,752 yards) 2006-09
- 121— Tony James, MSU (1,332 yards) 1989-92
- 117— Bobby Majors, Tennessee (1,163 yards) 1969-71
- 117— Brandon James, Florida (1,371 yards) 2006-09
- 114— Damien Gary, Georgia (1,253 yards) 2000-03
- 113— Mike Siganos, Kentucky (789 yards) 1975-77
- 109— Lee Nalley, Vanderbilt (1,695 yards) 1947-49
- 105— Trey Gainous, Auburn (951 yards) 1983-86

YARDS RETURNED

GAME:

- 246— Dustin Harris, Texas A&M vs. South Carolina State (8 returns) 2012
- 203— Lee Nalley, Vanderbilt vs. Kentucky (6 returns) 1948
- 202— Buzy Rosenberg, Georgia vs. Oregon State (5 returns) 1971
- 195— Andy Molls, Kentucky vs. Vanderbilt (6 returns) 1981
- 180— Marcus Murphy, Missouri vs. Southeastern Louisiana (5 returns) 2012
- 178— Joe Adams, Arkansas vs. Missouri State (6 returns) 2011
- 173— Mike Fuller, Auburn vs. Chattanooga (3 returns) 1974
- 169— Norman Jefferson, LSU vs. Ole Miss (7 returns) 1983
- 157— Bobby Herrington, Mississippi State vs. Vanderbilt (8 returns) 1933
- 157— Jason Armstead, Ole Miss vs. Memphis (8 returns) 2002

SEASON:

- *791— Lee Nalley, Vanderbilt (43 returns) 1948
- 650— Javier Arenas, Alabama (41 returns) 2008
- 544— Derek Abney, Kentucky (36 returns) 2002
- 539— Pinky Rohm, LSU (35 returns) 1937
- 530— Cyrus Jones, Alabama (42 returns) 2015
- 528— Thomas Bailey, Auburn (42 returns) 1991
- 510— Brandon James, Florida (37 returns) 2008
- 502— Mike Fuller, Auburn (30 returns) 1974
- 499— Domanick Davis, LSU (36 returns) 2002
- 498— Junie Hovious, Ole Miss (36 returns) 1940
- 498— Lee Nalley, Vanderbilt (35 returns) 1949

*—NCAA Record

CAREER:

- 1,752— Javier Arenas, Alabama (125 returns) 2006-09
- 1,695— Lee Nalley, Vanderbilt (109 returns) 1947-49
- 1,371— Brandon James, Florida (117 returns) 2006-09
- 1,332— Tony James, Mississippi State (121 returns) 1989-92
- 1,253— Damien Gary, Georgia (114 returns) 2000-03
- 1,170— Thomas Bailey, Auburn (125 returns) 1991-94
- 1,163— Bobby Majors, Tennessee (117 returns) 1969-71
- 1,142— Junie Hovious, Ole Miss (84 returns) 1938-41
- 1,126— Domanick Davis, LSU (94 returns) 1999-02
- 1,119— Harry Gilmer, Alabama (83 returns) 1944-47

YARDS PER RETURN

GAME: (Min. 3)

- 57.7— Mike Fuller, Auburn vs. Chattanooga (3 for 173) 1974
- 48.3— Joe Labruzzo, LSU vs. Rice (3 for 145) 1963
- 47.0— Eddie Kennison, LSU vs. Mississippi State (3 for 141) 1994
- 45.0— Bert Rechichar, Tennessee vs. Wash. & Lee (3 for 135) 1950
- 40.6— Harry Gilmer, Alabama vs. Georgia (3 for 122) 1947
- 40.4— Buzy Rosenberg, Georgia vs. Oregon State (5 for 202) 1971



RECORDS AND RESULTS

ALABAMA • ARKANSAS • AUBURN • FLORIDA • GEORGIA • KENTUCKY • LSU • OLE MISS

7.	40.0—	Joe Adams, Arkansas vs. Ole Miss (3 for 120)	2010
8.	38.7—	Cory Peterson, Ole Miss vs. SMU (3 for 116)	1998
9.	37.8—	Will Glover, Ole Miss vs. Chattanooga (4 for 151)	1947
10.	37.3—	Tom McWilliams, Mississippi State vs. Chattanooga (4 for 149)	1946

SEASON: (Min. 10)

1.	26.7—	Hal Griffin, Florida (10 for 267)	1947
2.	*25.9—	Bill Blackstock, Tennessee (12 for 311)	1951
3.	25.2—	Ken Phares, Mississippi State (10 for 252)	1971
4.	23.9—	Hal Griffin, Florida (13 for 310)	1946
5.	22.6—	Rafael Little, Kentucky (14 for 317)	2006
6.	21.7—	Marcus Rhoden, Mississippi State (19 for 413)	1965
7.	20.4—	Walter Slater, Tennessee	1941
8.	20.0—	Gordon Pettus, Alabama (10 for 200)	1948

SEASON: (Min. 20)

1.	19.1—	Mike Fuller, Auburn (20 for 381)	1973
2.	18.5—	Skyler Green, LSU (25 for 462)	2003
3.	18.4—	Rick Kimbrough, Ole Miss (20 for 368)	1973
4.	18.1—	Harry Gilmer, Alabama (21 for 381)	1947

SEASON: (Min. 40)

1.	18.4—	Lee Nalley, Vanderbilt (43 for 791)	1948
----	-------	---	------

CAREER: (Min. 50)

1.	17.7—	Mike Fuller, Auburn (50 for 883)	1973-74
2.	15.4—	Dicky Lyons, Kentucky (69 for 1,065)	1966-68
3.	14.9—	Thomas Flowers, Georgia (55 for 821)	2004-07
4.	14.7—	Bert Rechichar, Tennessee (55 for 808)	1949-51
5.	14.5—	Tom McWilliams, Mississippi State (55 for 795)	1944, 46-48

CAREER: (Min. 100)

1.	15.6—	Lee Nalley, Vanderbilt (109 for 1,695)	1947-49
2.	14.0—	Javier Arenas, Alabama (125 for 1,752)	2006-09
3.	11.0—	Tony James, Mississippi State (121 for 1,332)	1989-92
11.0—	Damien Gary, Georgia (114 for 1,253)	2000-03	
5.	9.9—	Bobby Majors, Tennessee (117 for 1,163)	1969-71
6.	9.4—	Thomas Bailey, Auburn (125 for 1,170)	1991-94
7.	9.1—	Trey Gainous, Auburn (105 for 954)	1983-86
8.	8.1—	Greg Richardson, Alabama (125 for 1,011)	1983-86

PUNT RETURN TOUCHDOWNS

GAME:

1.	2—	Tommy Casanova, LSU vs. Ole Miss	1970
2—	Buzy Rosenberg, Georgia vs. Oregon State	1971	
2—	David Langner, Auburn vs. Alabama	1972	
2—	Mike Fuller, Auburn vs. Chattanooga	1974	
2—	Jacquez Green, Florida vs. Kentucky	1996	
2—	Derek Abney, Kentucky vs. Mississippi State	2002	
2—	Joe Adams, Arkansas vs. Missouri State	2011	
2—	Marcus Murphy, Missouri vs. Southeastern Louisiana	2012	
2—	Cyrus Jones, Alabama vs. Charleston Southern	2015	

SEASON:

1.	4—	Derek Abney, Kentucky	2002
4—	Joe Adams, Arkansas	2011	
4—	Cyrus Jones, Alabama	2015	
4.	3—	Pinky Rohm, LSU	1937
3—	Lee Nalley, Vanderbilt	1948	
3—	Marcus Rhoden, Mississippi State	1965	
3—	Mike Fuller, Auburn	1974	
3—	David Palmer, Alabama	1991	
3—	Javier Arenas, Alabama	2008	
3—	Marcus Murphy, Missouri	2012	

CAREER:

1.	7—	Javier Arenas, Alabama	2006-09
2.	6—	Derek Abney, Kentucky	2000-03
3.	5—	Lee Nalley, Vanderbilt	1947-49
5—	Joe Adams, Arkansas	2008-11	
5.	4—	Tom McWilliams, Mississippi State	1944-47
4—	Bobby Majors, Tennessee	1969-71	
4—	Steve Tannen, Florida	1967-69	
4—	Buzy Rosenberg, Georgia	1970-72	
4—	David Palmer, Alabama	1991-93	
4—	Jacquez Green, Florida	1995-97	
4—	Skyler Green, LSU	2002-05	
4—	Brandon James, Florida	2006-09	
4—	Isaiah McKenzie, Georgia	2014-15	
4—	Cyrus Jones, Alabama	2012-15	

LONG PUNT RETURNS

GAME:

1.	100—	Howard Bryan, Tulane vs. Georgia Tech	1933
100—	Bert Rechichar, Tennessee vs. Washington & Lee	1950	
100—	Jim Campagna, Georgia vs. Vanderbilt	1952	
100—	Eddie Kennison, LSU vs. Mississippi State	1994	
100—	Felix Jones, Arkansas vs. Ole Miss	2006	
7.	98—	Ray Hapes, Ole Miss vs. SW Louisiana	1935
8.	97—	Hal Griffin, Florida vs. Miami	1946
97—	Dicky Lyons, Kentucky vs. Houston	1966	
97—	Joe Adams, Arkansas vs. Ole Miss	2010	

KICKOFF RETURNS

MOST RETURNS

GAME:

1.	8—	Kwane Doster, Vanderbilt vs. Ole Miss (243 yards)	2002
8—	Javier Arenas, Alabama vs. LSU (168 yards)	2007	
8—	Chris Culliver, South Carolina vs. Arkansas (225 yards)	2007	
8—	Cobi Hamilton, Arkansas vs. Auburn (142 yards)	2010	
5.	7—	Doug Matthews, Vanderbilt vs. Florida (168 yards)	1969
7—	Jeff Peoples, Vanderbilt vs. Ole Miss (138 yards)	1970	
7—	Willie Gault, Tennessee vs. USC (123 yards)	1981	
7—	Kio Sanford, Kentucky vs. Tennessee (133 yards)	1994	
7—	Fred Talley, Arkansas vs. Boise State (135 yards)	2000	
7—	Ronald Hatcher, Vanderbilt vs. Florida (122 yards)	2001	
7—	Fred Reid, Mississippi State vs. Kentucky (176 yards)	2002	
7—	Nick Turner, Mississippi State vs. Tennessee (163 yards)	2003	
7—	Jeff Scott, Ole Miss vs. LSU (188 yards)	2010	
7—	Bryce Sherman, South Carolina vs. Arkansas (145 yards)	2010	
7—	Brandon Boykin, Georgia vs. South Carolina (184 yards)	2011	
7—	Mychal Bailey, Kentucky vs. Florida (148 yards)	2011	
7—	D'Arthur Cowan, Arkansas vs. Mississippi State (108 yards)	2012	
7—	Odell Beckham, Jr., LSU vs. Georgia (175 yards)	2013	

SEASON:

1.	46—	Demond Washington, Auburn (1,117 yards)	2010
2.	41—	Dennis Johnson, Arkansas (905 yards)	2008
3.	40—	Dennis Johnson, Arkansas (1,031 yards)	2009
40—	Warren Norman, Vanderbilt (1,050 yards)	2009	
5.	38—	Brandon Boykin, Georgia (988 yards)	2009
38—	Brandon Boykin, Georgia (850 yards)	2011	
38—	Leon Berry, Mississippi State (1,015 yards)	2009	
8.	35—	Boo Williams, South Carolina (760 yards)	1998
35—	Mike Wallace, Ole Miss (861 yards)	2008	
35—	Bryce Sherman, South Carolina (713 yards)	2010	

CAREER:

1.	119—	Dennis Johnson, Arkansas (2,784 yards)	2008-12
2.	112—	Brandon James, Florida (2,718 yards)	2006-09
3.	110—	Brandon Boykin, Georgia (2,663 yards)	2008-11
4.	107—	Mark Johnson, Vanderbilt (2,263 yards)	1986-88, 90
5.	106—	Chris Culliver, South Carolina (2,476 yards)	2007-2010
6.	96—	Jaylen Walton, Ole Miss (2,036 yards)	2015
7.	95—	Domanick Davis, LSU (2,168 yards)	1999-02
95—	Derek Abney, Kentucky (2,315 yards)	2000-03	
9.	90—	Javier Arenas, Alabama (2,166 yards)	2006-09
10.	85—	Tony Jackson, Vanderbilt (2,004 yards)	1989-93

YARDS RETURNED

GAME:

1.	243—	Kwane Doster, Vanderbilt vs. Ole Miss (8 returns)	2002
2.	222—	Chris Culliver, South Carolina (8 returns)	2007
3.	217—	Darius Sims, Vanderbilt vs. South Carolina (3 returns)	2014
4.	207—	LaMarcus Coker, Tennessee (6 returns)	2007
5.	202—	Demond Washington, Auburn vs. Georgia	2009
202—	Mike Wallace, Ole Miss vs. Vanderbilt (6 returns)	2008	
7.	197—	Kerry Goode, Alabama vs. Boston College (4 returns)	1984
8.	196—	George Ranager, Alabama vs. Auburn (5 returns)	1969
9.	191—	Derrick Locke, Kentucky vs. Louisville (4 returns)	2009
10.	190—	Scott Woerner, Georgia vs. Kentucky (6 returns)	1977
11.	188—	Jeff Scott, Ole Miss vs. LSU (7 returns)	2010
12.	187—	Brandon Boykin, Georgia vs. South Carolina (4 returns)	2009
13.	185—	Keenan Burton, Kentucky vs. Louisville (5 returns)	2006
14.	184—	Brandon Boykin, Georgia vs. South Carolina (7 returns)	2011
15.	182—	Tristan Davis, Auburn vs. Arkansas (5 returns)	2008

SEASON:

1.	1,117—	Demond Washington, Auburn (46 returns)	2010
2.	1,050—	Warren Norman, Vanderbilt (40 returns)	2009
3.	1,031—	Dennis Johnson, Arkansas (40 returns)	2009
4.	1,015—	Leon Berry, Mississippi State (38 returns)	2009

RECORDS AND RESULTS



MISSISSIPPI STATE • MISSOURI • SOUTH CAROLINA • TENNESSEE • TEXAS A&M • VANDERBILT

5.	988—	Brandon Boykin, Georgia (38 returns)	2009
6.	905—	Dennis Johnson, Arkansas (41 returns)	2008
7.	863—	David Oku, Tennessee (33 returns)	2009
8.	861—	Mike Wallace, Ole Miss (35 returns)	2008
9.	850—	Brandon Boykin, Georgia (38 returns)	2011
10.	845—	Odell Beckham, Jr., LSU (32 returns)	2013
11.	841—	Brandon James, Florida (30 returns)	2007
12.	825—	Brandon Boykin, Georgia (34 returns)	2010
13.	823—	D.J. Moore, Vanderbilt (32 returns)	2007
14.	821—	Chris Culliver, South Carolina (34 returns)	2008
15.	820—	Kio Sanford, Kentucky (33 returns)	1994

CAREER:

1.	2,784—	Dennis Johnson, Arkansas (119 returns)	2008-12
2.	2,718—	Brandon James, Florida (112 returns)	2006-09
3.	2,663—	Brandon Boykin, Georgia (110 returns)	2008-11
4.	2,498—	Derek Pegues, Mississippi State (112 returns)	2005-08
5.	2,476—	Chris Culliver, South Carolina (106 returns)	2007-10
6.	2,315—	Derek Abney, Kentucky (95 returns)	2000-03
7.	2,263—	Mark Johnson, Vanderbilt (107 returns)	1986-88, 90
8.	2,168—	Domanick Davis, LSU (95 returns)	1999-02
9.	2,166—	Javier Arenas, Alabama (90 returns)	2006-09
10.	2,111—	Andre Debose, Florida (79 returns)	2009-14
11.	2,036—	Joylen Walton, Ole Miss (96 returns)	2012-15
11.	2,004—	Tony Jackson, Vanderbilt (85 returns)	1989-93
12.	1,862—	Tony James, Mississippi State (78 returns)	1989-92
13.	1,854—	Willie Gault, Tennessee (78 returns)	1979-82
14.	1,806—	Trindon Holliday, LSU (74 returns)	2006-09

YARDS PER RETURN

SEASON: (Min. 20)

1.	29.6—	Felix Jones, Arkansas (22 for 652)	2007
2.	29.2—	Solomon Patton, Florida (22 for 642)	2013
3.	28.0—	Brandon James, Florida (30 for 841)	2007
4.	27.9—	Dan Bland, Mississippi State (20 for 558)	1964
		Andre Debose, Florida (21 for 587)	2010
6.	27.8—	Derrick Locke, Kentucky (23 for 639)	2009
7.	27.6—	Willie Gault, Tennessee (24 for 662)	1980
8.	27.5—	James Brooks, Auburn (21 for 577)	1979
9.	27.4—	Tristan Davis, Auburn (24 for 657)	2008
10.	27.0—	Leonard Scott, Tennessee (20 for 540)	2000
		Tristan Davis, Auburn (28 for 756)	2006

SEASON: (Min. 30)

1.	28.0—	Brandon James, Florida (30 for 841)	2007
2.	26.8—	Derek Abney, Kentucky (30 for 804)	2002
3.	26.4—	Odell Beckham, Jr., LSU (32 for 845)	2013
4.	26.2—	Warren Norman, Vanderbilt (40 for 1,050)	2009
		David Oku, Tennessee (33 for 863)	2009
6.	26.0—	Brandon Boykin, Georgia (38 for 988)	2009
7.	25.8—	Dennis Johnson, Arkansas (40 for 1,031)	2009
8.	25.7—	D.J. Moore, Vanderbilt (32 for 823)	2007
9.	24.9—	Kio Sanford, Kentucky (33 for 820)	1994
10.	24.8—	Tony Jackson, Vanderbilt (32 for 794)	1992
11.	24.7—	Keenan Burton, Kentucky (31 for 765)	2006
12.	24.6—	Mike Wallace, Ole Miss (35 for 861)	2008
13.	24.3—	Tony Jackson, Vanderbilt (31 for 753)	1993
14.	24.1—	Derek Abney, Kentucky (32 for 772)	2003
		Chris Culliver, South Carolina (34 for 821)	2008

CAREER: (Min. 30)

1.	28.2—	Felix Jones, Arkansas (62 for 1,749)	2005-07
2.	27.7—	Solomon Patton, Florida (39 for 1,079)	2010-13
3.	27.6—	Bo Carroll, Florida (36 for 992)	1997-99
4.	27.1—	Derrick Locke, Kentucky (54 for 1,464)	2007-10
		Calvin Bird, Kentucky (37 for 1,001)	1958-60
6.	26.7—	Leon Bery, Mississippi State (38 for 1,015)	2009
7.	26.7—	Andre Debose, Florida (79 for 2,111)	2009-14
8.	26.6—	Dan Bland, Mississippi State (42 for 1,118)	1963-65
9.	26.5—	Tristan Davis, Auburn (55 for 1,455)	2005-08
10.	26.1—	Jack Jackson, Florida (39 for 1,019)	1992-94

CAREER: (min. 50)

1.	28.2—	Felix Jones, Arkansas (62 for 1,749)	2005-07
2.	27.1—	Derrick Locke, Kentucky (54 for 1,464)	2007-10
3.	26.7—	Andre Debose, Florida (79 for 2,111)	2009-14
4.	26.5—	Tristan Davis, Auburn (55 for 1,455)	2005-08
5.	26.0—	Demond Washington, Auburn (62 for 1,614)	2007-10
6.	25.6—	Keenan Burton, Kentucky (67 for 1,715)	2003-07
7.	25.4—	Robert Dow, LSU (70 for 1,780)	1973-76
		James Brooks, Auburn (68 for 1,726)	1977-80
9.	24.4—	Derek Abney, Kentucky (95 for 2,315)	2000-03
10.	24.3—	Brandon James, Florida (112 for 2,718)	2006-09

KICKOFF RETURN TOUCHDOWNS

GAME:

1.	*2—	Darius Sims, Vanderbilt vs. South Carolina	2014
* - Ties NCAA Record			

SEASON:

1.	3—	Willie Gault, Tennessee	1980
	3—	Brandon Boykin, Georgia	2009
	3—	Warren Norman, Vanderbilt	2009

CAREER:

1.	4—	Willie Gault, Tennessee	1979-82
	4—	Felix Jones, Arkansas	2005-07
	4—	Brandon Boykin, Georgia	2008-11
	4—	Andre Debose, Florida	2009-14
	4—	Marcus Murphy, Missouri	2010-14

LONG KICKOFF RETURNS

GAME:

1.	100—	Pat Reen, Florida vs. Miami	1940
	100—	Jim Burkett, Alabama vs. Duquesne	1949
	100—	Bobby Duke, Auburn vs. Mississippi State	1953
	100—	Jimmy Burson, Auburn vs. Tennessee-Chattanooga	1960
	100—	Gary Martin, Alabama vs. Miami	1963
	100—	Ray Ogden, Alabama vs. Auburn	1964
	100—	Sammy Grezaffi, LSU vs. Tennessee	1967
	100—	George Ranager, Alabama vs. Auburn	1969
	100—	Vernon Studdard, Ole Miss vs. Alabama	1970
	100—	Willie Shelby, Alabama vs. Kentucky	1973
	100—	Preston Brown, Vanderbilt vs. Ole Miss	1977
	100—	Sam DeJarnette, Auburn vs. Mississippi State	1980
	100—	Willie Gault, Tennessee vs. Pittsburgh	1980
	100—	Glen Young, Mississippi State vs. LSU	1980
	100—	Eric Martin, LSU vs. Kentucky	1981
	100—	Pierre Goode, Alabama vs. Ole Miss	1988
	100—	Kurt Johnson, Kentucky vs. Georgia	1989
	100—	Jack Jackson, Florida vs. Mississippi State	1993
	100—	Madre Hill, Arkansas vs. LSU	1994
	100—	John Avery, Ole Miss vs. LSU	1996
	100—	Boo Williams, South Carolina vs. Vanderbilt	1997
	100—	John Avery, Ole Miss vs. Alabama	1997
	100—	Craig Yeast, Kentucky vs. Florida	1998
	100—	Peerless Price, Tennessee vs. Alabama	1998
	100—	Leonard Scott, Tennessee vs. Georgia	1999
	100—	Bo Carroll, Florida vs. LSU	1999
	100—	Deuce McAllister, Ole Miss vs. Arkansas	1999
	100—	Tim Carter, Auburn vs. LSU	2000
	100—	Derek Abney, Kentucky vs. Florida	2002
	100—	Fred Reid, Mississippi State vs. Memphis	2003
	100—	Tyrone Prothro, Alabama vs. Kentucky	2005
	100—	Felix Jones, Arkansas vs. Mississippi State	2005
	100—	Keenan Burton, Kentucky vs. Louisville	2006
	100—	Felix Jones, Arkansas vs. Ole Miss	2006
	100—	Derrick Locke, Kentucky vs. Western Kentucky	2008
	100—	Derrick Locke, Kentucky vs. Louisville	2009
	100—	Brandon Boykin, Georgia vs. South Carolina	2009
	100—	Brandon Boykin, Georgia vs. Tennessee	2009
	100—	Brandon Boykin, Georgia vs. Kentucky	2010
	100—	Todd Gurley, Georgia vs. Buffalo	2012
	100—	Onterio McCalebb, Auburn vs. Mississippi State	2012
	100—	Andre Debose, Florida vs. Louisville	2012
	100—	Joylen Walton, Ole Miss vs. Texas	2012
	100—	Tre Mason, Auburn vs. Washington State	2013
	100—	Solomon Patton, Florida vs. Missouri	2013
	100—	Todd Gurley, Georgia vs. Clemson	2014
	100—	Darius Sims, Vanderbilt vs. South Carolina	2014
	100—	Leonard Fournette, LSU vs. Notre Dame	2014
	100—	Brandon Holloway, Mississippi State vs. Southern Miss	2015

MISSED FIELD GOAL RETURNS

LONG MISSED FIELD GOAL RETURNS

GAME:

1.	100—	Odell Beckham, Jr., LSU vs. UAB	2013
	100—	Chris Davis, Auburn vs. Alabama	2013



RECORDS AND RESULTS

ALABAMA • ARKANSAS • AUBURN • FLORIDA • GEORGIA • KENTUCKY • LSU • OLE MISS

TOTAL KICK RETURNS

MOST RETURNS

SEASON:

1.	69—	Brandon James, Florida (37 PR, 32 KOR).....	2008
2.	67—	Javier Arenas, Alabama (41 PR, 26 KOR).....	2008
3.	66—	Thomas Bailey, Auburn (42 PR, 24 KOR).....	1991
	66—	Derek Abney, Kentucky (36 PR, 30 KOR).....	2002
5.	61—	Tony James, Mississippi State (40 PR, 21 KOR).....	1989
	61—	Derek Abney, Kentucky (29 PR, 32 KOR).....	2003
7.	60—	Domanick Davis, LSU (36 PR, 24 KOR).....	2002
8.	59—	Willie Gault, Tennessee (31 PR, 28 KOR).....	1981
	59—	Randall Cobb, Kentucky (28 PR, 31 KOR).....	2010
10.	58—	Sammy Grezaffi, LSU (41 PR, 17 KOR).....	1967

CAREER:

1.	229—	Brandon James, Florida (117 PR, 112 KOR).....	2006-09
2.	215—	Javier Arenas, Alabama (125 PR, 90 KOR).....	2006-09
3.	199—	Tony James, Mississippi State (121 PR, 78 KOR).....	1989-92
	199—	Thomas Bailey, Auburn (125 PR, 74 KOR).....	1991-94
5.	190—	Derek Pegues, Mississippi State (78 PR, 112 KOR).....	2005-08
6.	189—	Domanick Davis, LSU (94 KOR, 95 PR).....	1999-02
7.	183—	Derek Abney, Kentucky (88 PR, 95 KOR).....	2000-03
8.	156—	Willie Gault, Tennessee (78 PR, 78 KOR).....	1979-82
9.	139—	Preston Brown, Vanderbilt (59 PR, 80 KOR).....	1976-79
10.	138—	Kurt Johnson, Kentucky (64 PR, 74 KOR).....	1989-92

MOST RETURN YARDS

GAME:

1.	266—	Nick Turner, Mississippi State vs. Tennessee (4/103 PR, 7/163 KOR).....	2003
2.	243—	Kwane Doster, Vanderbilt vs. Ole Miss (243 KOR).....	2002
3.	237—	Javier Arenas, Alabama vs. LSU (3/69 PR, 8/168 KOR).....	2007
4.	235—	Dicky Lyons, Kentucky vs. LSU (4/75 PR, 4/160 KOR).....	1967
5.	225—	Chris Culliver, South Carolina vs. Arkansas (8/225 KOR).....	2007
6.	223—	Derek Abney, Kentucky vs. Florida (4/69 PR, 4/154 KOR).....	2002
7.	218—	Derek Pegues, Mississippi State vs. Arkansas (3/69 PR, 5/149 KOR).....	2007
8.	217—	Darius Sims, Vanderbilt vs. South Carolina (3/217 KOR).....	2014
9.	212—	Javier Arenas, Alabama (5/147 PR, 2/65 KOR).....	2008
10.	210—	Dale Carter, Tennessee vs. Kentucky (4/62 PR, 4/148 KOR).....	1990

SEASON:

1.	1,348—	Derek Abney, Kentucky (36/544 PR, 30/804 KOR).....	2002
2.	1,264—	Javier Arenas, Alabama (650 PR, 614 KOR).....	2008
3.	1,248—	Brandon James, Florida (37/510 PR, 32/738 KOR).....	2008
4.	1,119—	Thomas Bailey, Auburn (42/528 PR, 24/591 KOR).....	1991
5.	1,117—	Demond Washington, Auburn (0/0 PR, 46/1,117 KOR).....	2010
6.	1,084—	Leon Berry, Mississippi State (9/69 PR, 38/1,015 KOR).....	2009
7.	1,095—	Brandon James, Florida (14/254 PR, 30/841 KOR).....	2007
8.	1,059—	Domanick Davis, LSU (36/499 PR, 24/560 KOR).....	2002
9.	1,057—	Derek Abney, Kentucky (29/285 PR, 32/772 KOR).....	2003
10.	1,050—	Warren Norman, Vanderbilt (0 PR, 1,050 KOR).....	2009

CAREER:

1.	4,089—	Brandon James, Florida (117/1,371 PR, 112/2,718 KOR).....	2006-09
2.	3,918—	Javier Arenas, Alabama (1,752 PR, 2,166 KOR).....	2006-09
3.	3,357—	Derek Abney, Kentucky (88/1,042 PR, 95/2,315 KOR).....	2000-03
4.	3,294—	Domanick Davis, LSU (94/1,126 PR, 95/2,168 KOR).....	1999-02
5.	3,290—	Derek Pegues, Mississippi State (112/2,498 KOR, 78/792 PR).....	2005-08
6.	3,194—	Tony James, Mississippi State (121/1,332 PR, 78/1,862 KOR).....	1989-92
7.	3,089—	Brandon James, Florida (83/1,952 KOR, 84/1,127 PR).....	2006-09
8.	2,843—	Brandon Boykin, Georgia (110/2,663 KOR, 14/180 PR).....	2008-11
9.	2,837—	Marcus Murphy, Missouri (87/2,036 KOR, 75/801 PR).....	2010-14
9.	2,811—	Javier Arenas, Alabama (69/1,565 KOR, 91/1,246).....	2006-09

YARDS PER RETURN

GAME:

1.	97.0—	Korliss Marshall, Arkansas vs. Northern Illinois (97 yards, 1 ret.).....	2014
2.	72.3—	Darius Sims, Vanderbilt vs. South Carolina (217 yards, 3 rets.).....	2014
3.	63.5—	Todd Gurley, Georgia vs. Buffalo (127 yards, 2 rets.).....	2012
4.	58.3—	Isaiah McKenzie, Georgia vs. Kentucky (175 yards, 3 rets.).....	2014
5.	55.0—	Quan Bray, Auburn vs. San Jose State (55 yards, 1 ret.).....	2014
6.	53.0—	Speedy Nail, Texas A&M vs. Lamar (53 yards, 1 ret.).....	2014
7.	52.7—	Deuce McAllister, Ole Miss vs. Arkansas (158 yds., 3 rets.).....	1999
8.	50.0—	Mike Fuller, Auburn vs. Chattanooga (200 yds., 4 rets.).....	1974
9.	49.3—	Kerry Goode, Alabama vs. Boston Coll. (197 yds., 4 rets.).....	1984
10.	49.0—	Quan Bray, Auburn vs. Louisiana Tech (98 yds., 2 rets.).....	2014

SEASON: (Min. 25)

1.	27.0—	Tristan Davis, Auburn (28/756 KOR).....	2007
2.	26.0—	Brandon Boykin, Georgia (39/988 KOR).....	2009
3.	25.8—	Dennis Johnson, Arkansas (40/1,031 KOR).....	2009
4.	25.7—	D.J. Moore, Vanderbilt (32/823 KOR).....	2007

5.	24.9—	Brandon James, Florida (14/254 PR, 30/841 KOR).....	2007
6.	24.4—	Deuce McAllister, Ole Miss (3/30 PR, 25/652 KOR).....	1999
7.	24.3—	Demond Washington, Auburn (0/0 PR, 46/1,117 KOR).....	2010
8.	24.2—	Tony Nathan, Alabama (18/223 PR, 10/212 KOR).....	1977
9.	24.1—	Chris Culliver, South Carolina (34/821 KOR).....	2008
10.	23.9—	Speedy Nail, Texas A&M (27/645 KOR).....	2014

CAREER: (Min. 100)

1.	23.4—	Dennis Johnson, Arkansas (119/2,784 KOR).....	2008-12
2.	22.9—	Brandon Boykin, Georgia (110/2,663 KOR, 14/180 PR).....	2008-11
3.	21.1—	Trindon Holliday, LSU (73/1,806 KOR, 43/695 PR).....	2006-09
4.	19.1—	Robert Dow, LSU (37/360 PR, 70/1,780 KOR).....	1973-76
5.	18.5—	Brandon James, Florida (84/1,127 PR, 83/1,962 KOR).....	2006-09
6.	18.4—	Glen Young, Mississippi State (46/512 PR, 66/1,538 KOR).....	1979-82
7.	18.3—	Derek Abney, Kentucky (88/1,042 PR, 95/2,315 KOR).....	2000-03
8.	18.2—	Javier Arenas, Alabama (90/2,166 PR, 125/1,752 KOR).....	2006-09
9.	18.0—	Dicky Lyons, Kentucky (60/1,065 PR, 56/1,188 KOR).....	1966-68
10.	17.5—	Corey Harris, Vanderbilt (32/236 PR, 74/1,614 KOR).....	1988-91

KICK RETURN TOUCHDOWNS

SEASON:

1.	*6—	Derek Abney, Kentucky (4 PR, 2 KOR).....	2002
2.	5—	Pinky Rohm, LSU (3 PR, 2 KOR).....	1937

CAREER:

1.	8—	Derek Abney, Kentucky (6 PR, 2 KOR).....	2000-03
2.	7—	Javier Arenas, Alabama (7 PR).....	2006-09
3.	6—	Lee Nalley, Vanderbilt (5 PR, 1 KOR).....	1947-49
4.	5—	Pinky Rohm, LSU (3 PR, 2 KOR).....	1937
	5—	Willie Gault, Tennessee (1 PR, 4 KOR).....	1979-82
	5—	Tom McWilliams, Mississippi State (4 PR, 1 KOR).....	1944-48
	5—	Brandon James, Florida (4 PR, 1 KOR).....	2006-09
	5—	Joe Adams, Arkansas (5 PR).....	2008-11
	5—	Brandon Boykin, Georgia (4 KOR, 1 PR).....	2008-11
	5—	Andre Debose, Florida (4 KOR, 1 PR).....	2009-14
	5—	Isaiah McKenzie, Georgia (4 PR, 1 KOR).....	2014-15
12.	4—	Doug Cunningham, Ole Miss (3 PR, 1 KOR).....	1964-66
	4—	Marcus Rhoden, Mississippi State (3 PR, 1 KOR).....	1964-66
	4—	Bobby Majors, Tennessee (4 PR).....	1969-71
	4—	Mike Fuller, Auburn (3 PR, 1 KOR).....	1972-74
	4—	Steve Tannen, Florida (4 PR).....	1967-69
	4—	David Palmer, Alabama (4 PR).....	1991-92
	4—	Jacquez Green, Florida (4 PR).....	1995-97
	4—	Craig Yeast, Kentucky (1 PR, 3 KOR).....	1995-98
	4—	Felix Jones, Arkansas (4 KOR).....	2005-07
	4—	Trindon Holliday, LSU (2 KOR, 2 PR).....	2006-09
	4—	Andre Debose, Florida (4 KOR).....	2009-14
	4—	Marcus Murphy, Missouri (4 KOR).....	2012-14

INTERCEPTIONS

MOST INTERCEPTIONS

GAME:

1.	4—	Jack Nix, Mississippi State vs. Arkansas.....	1939
	4—	Junior Rosegreen, Auburn vs. Tennessee.....	2004
3.	3—	42 players; Most Recent: Craig Steltz, LSU vs. Mississippi State.....	2007

SEASON:

1.	12—	Terry Hoage, Georgia (51 yards).....	1982
2.	10—	Bobby Wilson, Ole Miss (70 yards).....	1949
	10—	Hootie Ingram, Alabama (163 yards).....	1952
	10—	Jake Scott, Georgia (175 yards).....	1968
	10—	Bobby Majors, Tennessee (177 yards).....	1970
	10—	Ben Smith, Georgia (54 yards).....	1989
	10—	Senquez Golson, Ole Miss (162 yards).....	2014

CAREER:

1.	20—	Bobby Wilson, Ole Miss (379 yards).....	1946-49
	20—	Chris Williams, LSU (91 yards).....	1977-80
3.	19—	Glen Cannon, Ole Miss (180 yards).....	1967-69
	19—	Antonio Langham, Alabama (229 yards).....	1990-93
5.	18—	Buddy McClinton, Auburn (208 yards).....	1967-69
	18—	Tim Priest, Tennessee (305 yards).....	1968-70
7.	16—	Harry Gilmer, Alabama (234 yards).....	1944-47
	16—	Jake Scott, Georgia (315 yards).....	1967-68
	16—	Mike Jones, Tennessee (305 yards).....	1967-69
	16—	Harry Harrison, Ole Miss (242 yards).....	1971-73
	16—	Jeremiah Castille, Alabama (186 yards).....	1979-82
	16—	John Mangum, Alabama (95 yards).....	1986-89
	16—	Corey Webster, LSU (181 yards).....	2001-04
	16—	Bacarri Rambo, Georgia (293 yards).....	2009-12
	16—	Senquez Golson, Ole Miss (232 yards).....	2011-14

RECORDS AND RESULTS



MISSISSIPPI STATE • MISSOURI • SOUTH CAROLINA • TENNESSEE • TEXAS A&M • VANDERBILT

YARDS RETURNED

GAME:

1. 162—	Joe Brodsky, Florida vs. Mississippi State (3 int.)	1956
2. 155—	Greg Long, Kentucky vs. North Texas State (3 int.)	1981

SEASON:

1. 265—	Eric Berry, Tennessee (7 int.)	2008
2. 244—	Joe Brodsky, Florida (5 int.)	1956
3. 230—	Eddie Jackson, Alabama (6 int.)	2015
4. 222—	Eric Berry, Tennessee (5 int.)	2007
5. 219—	Greg Jackson, LSU (7 int.)	1988
6. 205—	Dominick Sanders, Georgia (6 int.)	2015
7. 197—	David Hunter, Kentucky (3 int.)	1968
8. 192—	Cedric Donaldson, LSU (7 int.)	1997
9. 191—	Ahmad Black, Florida (7 int.)	2008
10. 189—	Eli Marichich, Georgia (8 int.)	1948

CAREER:

1. 494—	Eric Berry, Tennessee (14 int.)	2007-09
2. 379—	Bobby Wilson, Ole Miss (20 int.)	1946-49
3. 376—	Darryl Bishop, Kentucky (14 int.)	1971-73
4. 362—	Ahmad Black, Florida (13 int.)	2007-10
5. 315—	Jake Scott, Georgia (16 int.)	1967-68
6. 310—	Wilbur Jamerson, Kentucky (11 int.)	1947-50
7. 305—	Mike Jones, Tennessee (16 int.)	1967-69
305—	Tim Priest, Tennessee (18 int.)	1968-70
9. 303—	Scott Woerner, Georgia (13 int.)	1977-80
10. 293—	Conrad Graham, Tennessee (15 int.)	1970-72
293—	Bacarri Rambo, Georgia (16 int.)	2009-12

YARDS PER INTERCEPTION

GAME: (Min. 3)

1. 54.0—	Joe Brodsky, Florida vs. Mississippi State (3/162)	1956
2. 51.7—	Greg Long, Kentucky vs. North Texas State (3/155)	1981

SEASON: (Min. 5)

1. 48.8—	Joe Brodsky, Florida (5/244)	1956
2. 44.4—	Eric Berry, Tennessee (5/222)	2007
3. 37.9—	Eric Berry, Tennessee (7/265)	2008
4. 34.8—	Jerrell Norton, Arkansas (5/174)	2007
5. 38.3—	Eddie Jackson, Alabama (6/230)	2015
6. 34.2—	Ahmad Black, Florida (5/171)	2010
34.2—	Dominick Sanders, Georgia (6/205)	2015
8. 32.0—	Bobby Wilson, Ole Miss (5/160)	1947
9. 31.3—	Greg Jackson, LSU (7/219)	1988
10. 29.8—	Lito Sheppard, Florida (6/179)	2000
29.8—	Darryl Bishop, Kentucky (5/149)	1972
29.8—	Bobby Wilson, Ole Miss (5/149)	1948

SEASON: (Min. 10)

1. 17.7—	Bobby Majors, Tennessee (10/177)	1970
2. 17.5—	Jake Scott, Georgia, (10/175)	1968
3. 16.3—	Hootie Ingram, Alabama (10/163)	1952

CAREER: (Min. 10)

1. 35.3—	Eric Berry, Tennessee (14 for 494)	2007-09
2. 28.2—	Wilbur Jamerson, Kentucky (11 for 310)	1947-50
3. 27.8—	Ahmad Black, Florida (13 for 362)	2007-10
4. 26.8—	Darryl Bishop, Kentucky (14/376)	1971-73
5. 26.0—	Craig Steltz, LSU (11 for 286)	2004-07
6. 25.5—	Jackie Walker, Tennessee (11/281)	1969-71
7. 24.4—	Eddie Brown, Tennessee (10/244)	1971-73
8. 23.9—	David Langner, Auburn (12/287)	1971-73
9. 23.6—	Greg Jackson, LSU (11/260)	1985-88
10. 23.3—	Scott Woerner, Georgia (13/303)	1978-80

CAREER: (Min. 15)

1. 19.7—	Jake Scott, Georgia (16/315)	1967-68
2. 19.5—	Conrad Graham, Tennessee (15/293)	1970-72
3. 19.1—	Mike Jones, Tennessee (16/305)	1967-69
19.1—	Fred Weary, Florida (15)	1994-97
5. 19.0—	Bobby Wilson, Ole Miss (20/379)	1946-49

INTERCEPTION TOUCHDOWNS

GAME:

1. *2—	Johnthan Banks, Mississippi State vs. Florida	2009
*2—	Joe Brodsky, Florida vs. Mississippi State	1956
*2—	Jake Scott, Georgia vs. Kentucky	1968
*2—	Minkah Fitzpatrick vs. Texas A&M	2015

CAREER:

1. *5—	Jackie Walker, Tennessee (32 games)	1969-71
2. 4—	Trey Wilson, Vanderbilt (49 games)	2009-12
3. 3—	Conrad Graham, Tennessee (33 games)	1970-72
3—	Dallas Owens, Kentucky (44 games)	1974-77
3—	Kevin Porter, Auburn (44 games)	1984-87
3—	Greg Jackson, LSU (44 games)	1985-88
3—	Antonio Langham, Alabama (34 games)	1990-93
3—	Orlando Watters, Arkansas (34 games)	1991-93
3—	Brian Robinson, Auburn (33 games)	1992-94
3—	Jonathan Zenon, LSU (41 games)	2004-07
3—	Derek Pegues, Mississippi State (35 games)	2005-08
3—	Eric Berry, Tennessee (26 games)	2007-09
3—	Walter McFadden, Auburn (49 games)	2006-09
3—	Prentiss Waggner, Tennessee (26 games)	2009-12
3—	C.J. Mosley, Alabama (38 games)	2010-13
3—	Bacarri Rambo, Georgia (47 games)	2009-12

LONG INTERCEPTION RETURNS

GAME:

1. 100—	Ray Hapes, Ole Miss vs. Ouachita	1937
100—	Bob Davis, Kentucky vs. Washington & Lee	1937
100—	Ray Martin, Tennessee vs. Louisville	1953
100—	Jackie Simpson, Florida vs. Mississippi State	1955
100—	Joe Brodsky, Florida vs. Mississippi State	1956
100—	Charlie Britt, Georgia vs. Florida	1959
100—	Louis Guy, Ole Miss vs. Tennessee	1962
100—	White Graves, LSU vs. Kentucky	1964
100—	Dave Hunter, Kentucky vs. West Virginia	1968
100—	Greg Jackson, LSU vs. Mississippi State	1988
100—	Jerrell Norton, Arkansas vs. North Texas	2007
100—	Anthony Johnson, Mississippi State vs. Alabama	2007
100—	Johnthan Banks, Mississippi State vs. Florida	2009
100—	Walter McFadden, Auburn vs. Northwestern	2009
100—	Archibald Barnes, Vanderbilt vs. Tennessee	2011
100—	Trey Wilson, Vanderbilt vs. Presbyterian	2012
100—	Rohan Gaines, Arkansas vs. Ole Miss	2014
100—	Craig Loston, LSU vs. Mississippi State	2012

TACKLES

TACKLES

CAREER:

1. 547—	Andy Spiva, Tennessee	1973-76
528—	Freddie Smith, Auburn	1976-79
528—	Jeff Herrod, Ole Miss	1984-87
4. 521—	Jim Kovach, Kentucky	1974-76, 1978
5. 482—	Chris Chenault, Kentucky	1985-88
6. 475—	David Little, Florida	1977-80
475—	Jeff Kremer, Kentucky	1984-87
8. 472—	Kem Coleman, Ole Miss	1974-77
9. 470—	Marty Moore, Kentucky	1990-93
10. 467—	Scot Brantley, Florida	1976-79
467—	Ben Zambiasi, Georgia	1974-77
467—	Ray Costict, Mississippi State	1973-76

SACKS

SACKS

CAREER:

1. 52.0—	Derrick Thomas, Alabama	1985-88
2. 49.0—	Billy Jackson, Mississippi State	1980-83
3. 37.0—	Ben Williams, Ole Miss	1972-75
4. 36.0—	David Pollack, Georgia	2001-04
5. 33.0—	Alex Brown, Florida	1998-01
6. 32.0—	Reggie White, Tennessee	1980-83
7. 29.0—	Richard Tardits, Georgia	1985-88
29.0—	Eric Norwood, South Carolina	2006-09
9. 28.0—	Jimmy Payne, Georgia	1978-82
28.0—	Leonard Little, Tennessee	1995-97
28.0—	Jarvis Jones, Georgia	2011-12



RECORDS AND RESULTS

ALABAMA • ARKANSAS • AUBURN • FLORIDA • GEORGIA • KENTUCKY • LSU • OLE MISS

SOUTHEASTERN CONFERENCE TEAM OFFENSE RECORDS

RUSHING MOST RUSHES

GAME:

1.	89—	Georgia vs. Kentucky	1967
2.	86—	Auburn vs. Vanderbilt	1951
3.	83—	LSU vs. Wyoming	1977
4.	82—	LSU vs. Florida	1977
	82—	Alabama vs. Baylor	1979
	82—	Auburn vs. Ole Miss	1985
7.	80—	Ole Miss vs. Mississippi State	1949
	80—	Alabama vs. Vanderbilt	1972
	80—	Arkansas vs. Ole Miss	2001
10.	79—	Georgia Tech vs. Sewanee	1935
	79—	LSU vs. Florida	1978

SEASON:

1.	763—	Alabama (3,792 yards in 11 games)	1979
2.	729—	Auburn (4,596 yards in 14 games)	2013
3.	724—	Kentucky (2,661 yards in 11 games)	1975
4.	707—	Alabama (3,082 yards in 11 games)	1981
5.	705—	Alabama (3,565 yards in 11 games)	1971
6.	704—	Alabama (3,332 yards in 11 games)	1972
7.	697—	Alabama (3,268 yards in 11 games)	1977
8.	693—	Georgia (3,075 yards in 11 games)	1976
9.	691—	Georgia (3,377 yards in 11 games)	1971
10.	686—	Alabama (3,288 yards in 11 games)	1974

YARDS GAINED

GAME:

1.	748—	Alabama vs. Virginia Tech (63 rushes)	1973
2.	638—	Tulane vs. Mississippi College	1937
3.	606—	Vanderbilt vs. Tennessee Poly	1942
4.	565—	Auburn vs. Southwestern Louisiana (58 rushes)	1985
5.	547—	Vanderbilt vs. Air Force (60 rushes)	1978
6.	545—	Auburn vs. Missouri (43 rushes)	2013
7.	542—	Arkansas vs. South Carolina (58 rushes)	2007
8.	532—	Mississippi State vs. Union (60 rushes)	1941
9.	531—	Alabama vs. Ole Miss (73 rushes)	1971
	531—	Florida vs. Utah (50 rushes)	1977

SEASON:

1.	4,596—	Auburn (729 rushes in 14 games)	2013
2.	4,027—	Alabama (664 rushes in 11 games)	1973
3.	3,987—	Auburn (652 rushes in 14 games)	2010
4.	3,792—	Alabama (763 rushes in 11 games)	1979
5.	3,725—	Arkansas (625 rushes in 13 games)	2007
6.	3,565—	Alabama (705 rushes in 11 games)	1971
7.	3,438—	Auburn (620 rushes in 11 games)	1985
8.	3,392—	Alabama (704 rushes in 11 games)	1972
9.	3,381—	Alabama (632 rushes in 11 games)	1980
10.	3,352—	LSU (674 rushes in 11 games)	1977
	3,352—	Georgia (555 rushes in 13 games)	2014

YARDS PER GAME

1.	366.1—	Alabama (4,927 in 11 games)	1973
2.	344.7—	Alabama (3,792 in 11 games)	1979
3.	328.3—	Auburn (4,596 in 14 games)	2013
4.	324.1—	Alabama (3,565 in 11 games)	1971
5.	312.5—	Auburn (3,438 in 11 games)	1985
6.	307.4—	Alabama (3,381 in 11 games)	1980
7.	306.8—	Tennessee (3,068 in 10 games)	1951
8.	306.3—	Ole Miss (3,063 in 10 games)	1957
9.	304.7—	LSU (3,352 in 11 games)	1977
10.	303.4—	Georgia (3,377 in 11 games)	1971

YARDS PER RUSH

GAME:

1.	12.40—	Arkansas vs. Nicholls State (40 for 496)	2014
2.	11.88—	Auburn vs. Western Carolina (43 for 511)	2013
3.	11.87—	Alabama vs. Virginia Tech (63 for 748)	1973
4.	11.20—	Florida vs. Charleston Southern (33 for 369)	2009
5.	11.17—	Ole Miss vs. Presbyterian (36 for 402)	2014
6.	11.14—	Auburn vs. Ball State (35 for 390)	2005
7.	10.66—	Tennessee vs. Tennessee Tech (44 for 469)	1951
8.	10.65—	Florida vs. The Citadel (37 for 394)	2008
9.	10.52—	Texas A&M vs. Oklahoma (31 for 326)	2012

10.	10.14—	LSU vs. Rice (43 for 436)	1987
11.	9.74—	Auburn vs. Southwestern Louisiana (58 for 565)	1985
12.	9.73—	Auburn vs. Vanderbilt (45 for 438)	1979
	9.73—	Arkansas vs. Eastern Michigan (30 for 292)	2009
14.	9.72—	Ole Miss vs. Auburn (53 for 515)	1951
15.	9.67—	LSU vs. Texas Tech (39 for 377)	2015

SEASON:

1.	6.8—	LSU (360 for 2,632)	1945
2.	6.3—	Auburn (729 for 4,596)	2013
3.	6.1—	Alabama (664 for 4,027)	1973
	6.1—	Auburn (652 for 3,987)	2010
	6.1—	LSU (505 for 3,082)	2015
6.	6.0—	Arkansas (625 for 3,725)	2007
	6.0—	Georgia (555 for 3,352)	2014
8.	5.94—	Arkansas (539 for 3,199)	2006
	5.94—	Florida (545 for 3,236)	2008
10.	5.93—	Tennessee (442 for 2,621)	1993

PASSING MOST ATTEMPTS

GAME:

1.	69—	LSU vs. Auburn (33 comp.)	1999
2.	67—	Kentucky vs. Arkansas (47 comp.)	1998
	67—	Kentucky vs. LSU (42 comp.)	1997
4.	66—	Florida vs. Auburn (33 comp.)	1969
5.	65—	Tennessee vs. Florida (37 comp.)	1996
	65—	Georgia vs. Florida (36 comp.)	1993
7.	63—	Kentucky vs. Louisville (34 comp.)	1999
	63—	Vanderbilt vs. Alabama (31 comp.)	1989
	63—	Georgia vs. Georgia Tech (37 comp.)	2000
10.	62—	Kentucky vs. Mississippi State (40 comp.)	1997
	62—	Tennessee vs. LSU (37 comp.)	2000
	62—	Kentucky vs. Tennessee (39 comp.)	2007
	62—	Texas A&M vs. Mississippi State (37 comp.)	2014

SEASON:

1.	574—	Kentucky (414 comp.)	1998
2.	564—	Kentucky (322 comp.)	2000
3.	562—	Kentucky (374 comp.)	1997
4.	534—	Tennessee (333 comp.)	2007
5.	528—	Kentucky (331 comp.)	2007
6.	519—	Vanderbilt (296 comp.)	1983
7.	514—	Texas A&M (332 comp.)	2014
8.	503—	Florida (290 comp.)	1992
9.	500—	Mississippi State (331 comp.)	2015
10.	492—	Tennessee (296 comp.)	1997
	492—	Texas A&M (329 comp.)	2012

COMPLETIONS

GAME:

1.	47—	Kentucky vs. Vanderbilt (58 attempts)	1998
	47—	Kentucky vs. Arkansas (67 attempts)	1998
3.	44—	Texas A&M vs. South Carolina (60 attempts)	2014
4.	42—	Kentucky vs. LSU (67 attempts)	1997
	42—	Ole Miss vs. Arkansas (56 attempts)	2002
	42—	Texas A&M vs. Ole Miss (53 attempts)	2014
7.	41—	Kentucky vs. Georgia (55 attempts)	1997
8.	40—	Kentucky vs. Mississippi State (62 attempts)	1997
	40—	Kentucky vs. Florida (61 attempts)	1998
	40—	South Carolina vs. Mississippi State (46 attempts)	1995

SEASON:

1.	414—	Kentucky (574 attempts)	1998
2.	374—	Kentucky (562 attempts)	1997
3.	339—	Texas A&M (489 attempts)	2013
4.	333—	Tennessee (534 attempts)	2007
5.	332—	Texas A&M (514 attempts)	2014
6.	331—	Kentucky (528 attempts)	2007
7.	329—	Texas A&M (492 attempts)	2012
8.	322—	Kentucky (564 attempts)	2000
9.	318—	Ole Miss (489 attempts)	2015
10.	310—	Ole Miss (490 attempts)	2013

RECORDS AND RESULTS



MISSISSIPPI STATE • MISSOURI • SOUTH CAROLINA • TENNESSEE • TEXAS A&M • VANDERBILT

COMPLETION PERCENTAGE

GAME: (Min. 20 atts.)

1.	96.0—	Tennessee vs. South Carolina (24 of 25)	1998
	96.0—	Georgia vs. South Carolina (24 of 25)	2015
3.	95.0—	Ole Miss vs. Tulane (19 of 20)	1982
4.	91.3—	South Carolina vs. Missouri (21 of 23)	2012
5.	90.0—	Auburn vs. Furman (27 of 30)	2009
6.	88.5—	South Carolina vs. Wisconsin (23 of 26)	2013
7.	86.9—	Kentucky vs. Florida (20 of 23)	1986
8.	86.2—	Tennessee vs. Memphis (25 of 29)	2006
	86.2—	LSU vs. Mississippi State (25 of 29)	2013
10.	85.7—	LSU vs. Alabama (18 of 21)	2006
	85.7—	Georgia vs. Kentucky (18 of 21)	2014

GAME: (Min. 30 atts.)

1.	90.0—	Auburn vs. Furman (27-30)	2009
2.	88.6—	Florida vs. Cincinnati (31 of 35)	2009
3.	86.9—	South Carolina vs. Mississippi State (40 of 46)	1995
4.	85.0—	Kentucky vs. Connecticut (34 of 40)	1999
5.	82.4—	Georgia vs. Vanderbilt (28 of 34)	2002
6.	82.1—	Texas A&M vs. Mississippi State (32 of 39)	2012
7.	81.2—	LSU vs. South Carolina (26 of 32)	2003
8.	81.0—	Kentucky vs. Vanderbilt (47 of 58)	1998
9.	80.6—	Ole Miss vs. Middle Tennessee (25 of 31)	2001
10.	80.0—	Georgia vs. LSU (28 of 35)	1998
	80.0—	Arkansas vs. Missouri State (28 of 35)	2011
	80.0—	Ole Miss vs. Presbyterian (24 of 30)	2014

GAME: (Min. 40 atts.)

1.	86.9—	South Carolina vs. Mississippi State (40 of 46)	1995
2.	85.0—	Kentucky vs. Connecticut (34 of 40)	1999
3.	81.0—	Kentucky vs. Vanderbilt (47 of 58)	1998
4.	80.0—	Arkansas vs. Missouri State (28 of 35)	2011
5.	79.5—	LSU vs. Alabama (35 of 44)	2001
6.	79.2—	Texas A&M vs. Ole Miss (42 of 53)	2014
7.	77.8—	Kentucky vs. Mississippi State (35 of 45)	1998
	77.8—	Kentucky vs. Eastern Kentucky (35 of 45)	1998
9.	77.5—	Tennessee vs. Georgia (31 of 40)	1997
10.	77.3—	South Carolina vs. Vanderbilt (34 of 44)	1995

SEASON: (Min. 100 atts.)

1.	72.1—	Kentucky (414 of 574)	1998
2.	69.9—	Alabama (253 of 362)	2010
3.	69.3—	Texas A&M (339 of 489)	2013
4.	68.8—	Florida (203 of 295)	1982
5.	68.5—	Auburn (211 of 308)	2004
6.	68.4—	Florida (249 of 364)	2009
7.	67.1—	South Carolina (282 of 420)	1995
8.	66.9—	Texas A&M (329 of 492)	2012
9.	66.8—	Alabama (219 of 328)	2012
10.	66.6—	LSU (245 of 368)	2006

SEASON: (Min. 300 atts.)

1.	72.1—	Kentucky (414 of 574)	1998
2.	69.9—	Alabama (253 of 362)	2010
3.	69.3—	Texas A&M (339 of 489)	2013
4.	68.5—	Auburn (211 of 308)	2004
5.	68.4—	Florida (249 of 364)	2009
6.	67.4—	Georgia (217 of 322)	2014
7.	67.1—	South Carolina (282 of 420)	1995
8.	66.9—	Texas A&M (329 of 492)	2012
9.	66.8—	Alabama (219 of 328)	2012
10.	66.6—	LSU (245 of 368)	2006

PASSING YARDS GAINED

GAME:

1.	585—	Kentucky vs. Vanderbilt (47 of 58)	1998
2.	571—	Kentucky vs. Louisville (36 of 47)	1998
3.	545—	Tennessee vs. Kentucky (26 of 36)	1997
4.	544—	Georgia vs. Southern Miss. (30 of 47)	1993
5.	528—	Kentucky vs. Georgia (39 of 58)	2000
	528—	LSU vs. Alabama (35 of 44)	2001
7.	512—	Florida vs. Southwestern Louisiana (34 of 50)	1993
8.	511—	Texas A&M vs. South Carolina (44 of 60)	2014
9.	510—	Arkansas vs. Texas A&M (30 of 51)	2011
10.	508—	Mississippi State vs. Arkansas (38 of 51)	2015

SEASON:

1.	4,593—	Texas A&M (339 of 489)	2013
2.	4,534—	Kentucky (414 of 574)	1998
3.	4,457—	Florida (299 of 464)	2001
4.	4,351—	Ole Miss (318 of 489)	2015

5.	4,338—	Arkansas (301 of 465)	2010
6.	4,330—	Florida (287 of 457)	1995
7.	4,114—	Texas A&M (329 of 492)	2012
8.	4,113—	Mississippi State (331 of 500)	2015
9.	4,085—	Georgia (293 of 459)	2013
10.	4,072—	Florida (284 of 488)	1993

YARDS PER GAME

1.	412.2—	Kentucky (4,534 in 11 games)	1998
2.	405.2—	Florida (4,457 in 11 games)	2001
3.	365.4—	Kentucky (4,019 in 11 games)	1997
4.	360.8—	Florida (4,330 in 12 games)	1995
5.	353.3—	Texas A&M (4,593 in 13 games)	2013
6.	346.1—	Florida (3,807 in 11 games)	1998
7.	339.3—	Florida (4,072 in 12 games)	1993
8.	338.3—	Georgia (3,721 in 11 games)	1994
9.	335.4—	Kentucky (3,689 in 11 games)	2000
10.	334.7—	Ole Miss (4,351 in 13 games)	2015

YARDS PER ATTEMPT

SEASON:

1.	*13.4—	Alabama (94 for 1,261)	1973
2.	10.4—	Alabama (111 for 1,156)	1981
3.	10.2—	Georgia (153 for 1,567)	1974
4.	10.1—	Auburn (296 for 3,002)	2010
5.	10.0—	Georgia (399 for 3,991)	2012
6.	9.9—	Auburn (292 for 2,897)	2004
	9.9—	Alabama (362 for 3,395)	2010
8.	9.7—	Florida (412 for 4,007)	1996
9.	9.6—	Florida (304 for 2,924)	1985
	9.6—	Florida (464 for 4,457)	2001

*—NCAA record

TOUCHDOWNS

GAME:

1.	9—	Florida vs. Central Michigan	1997
2.	8—	Kentucky vs. Louisville	1998
	8—	Kentucky vs. North Dakota	1950
	8—	Florida vs. New Mexico State	1994
5.	7—	Kentucky vs. Indiana	1997
	7—	Florida vs. Northern Illinois	1995
	7—	Alabama vs. Southern Miss	1950
	7—	LSU vs. Ohio	1989
	7—	Florida vs. Southwestern Louisiana	1993
	7—	Florida vs. Kentucky	1998
	7—	Florida vs. Georgia	1995
	7—	Tennessee vs. Kentucky	2007
	7—	Arkansas vs. Mississippi State	2015

SEASON:

1.	48—	Florida (12 games)	1995
2.	43—	Florida (12 games)	1994
	43—	Florida (11 games)	2001
4.	42—	Florida (12 games)	1996
5.	41—	Florida (12 games)	1993
6.	40—	Kentucky (13 games)	2007
	40—	Texas A&M (13 games)	2013
8.	39—	Kentucky (11 games)	1998
	39—	Texas A&M (13 games)	2014
10.	37—	Kentucky (11 games)	1997
	37—	Tennessee (12 games)	1997
	37—	Georgia (14 games)	2011
	37—	Georgia (14 games)	2012

INTERCEPTIONS

GAME:

1.	9—	Florida vs. Auburn	1969
2.	8—	Alabama vs. Tennessee	1970
	8—	Mississippi State vs. Alabama	1936
4.	6—	Mississippi State vs. LSU	2007

SEASON:

1.	33—	Kentucky (227 atts., 110 comp.)	1967
2.	32—	Georgia (265 atts., 121 comp.)	1951
3.	31—	Vanderbilt (519 atts., 296 comp.)	1983
4.	30—	Vanderbilt (254 atts., 90 comp.)	1972
5.	29—	Auburn (151 atts., 63 comp.)	1948
6.	28—	Kentucky (286 atts., 139 comp.)	1982
7.	27—	South Carolina (452 atts., 249 comp.)	2008
8.	25—	Mississippi State (153 atts., 40 comp.)	1949
	25—	Georgia (247 atts., 118 comp.)	1953



RECORDS AND RESULTS

ALABAMA • ARKANSAS • AUBURN • FLORIDA • GEORGIA • KENTUCKY • LSU • OLE MISS

25— Tulane	1958
25— Auburn (286 atts., 126 comp.)	1968
25— Alabama (322 atts., 175 comp.)	1970
25— Kentucky (284 atts., 133 comp.)	1980
25— LSU (405 atts., 200 comp.)	1999
25— Mississippi State (395 atts., 207 comp.)	2003

FEWEST INTERCEPTIONS

GAME: (Min. 45 atts.)

0 interceptions	
Tennessee vs. Clemson (56 atts.)	2003
Kentucky vs. Vanderbilt (56 atts.)	1985
Tennessee vs. Southern Miss (54 atts.)	1997
Vanderbilt vs. Tennessee (53 atts.)	1983
Alabama vs. Florida State (53 atts.)	2007
Georgia vs. South Carolina (51 atts.)	1994
South Carolina vs. Arkansas (51 atts.)	2007
Florida vs. Southwestern Louisiana (50 atts.)	1993
Ole Miss vs. Tennessee (50 atts.)	1982
Florida vs. Ball State (50 atts.)	2000
Kentucky vs. Florida (50 atts.)	2007
LSU vs. Tennessee (49 atts.)	1989
Kentucky vs. Middle Tennessee (48 atts.)	2008
Kentucky vs. Florida (48 atts.)	1999
Kentucky vs. Indiana (48 atts.)	2000
Florida vs. Mississippi State (48 atts.)	2001
Kentucky vs. Louisville (47 atts.)	1998
Vanderbilt vs. Ole Miss (47 atts.)	1989
Georgia vs. Southern Miss. (47 atts.)	1993
South Carolina vs. Vanderbilt (47 atts.)	1993
Tennessee vs. California (47 atts.)	2007
LSU vs. Arkansas (47 atts.)	2007
Alabama vs. Tennessee (46 atts.)	1989
South Carolina vs. Mississippi State (46 atts.)	1995
Florida vs. South Carolina (46 atts.)	2000
Kentucky vs. Louisville (46 atts.)	2007
Alabama vs. Tennessee (46 atts.)	2007
Florida vs. N. Illinois (45 atts.)	1991
Georgia vs. Tennessee (45 atts.)	1994
Auburn vs. LSU (45 atts.)	1997
Kentucky vs. Eastern Kentucky (45 atts.)	1998
Arkansas vs. Vanderbilt (48 atts.)	2010
Arkansas vs. Texas A&M (51 atts.)	2011
Arkansas vs. Mississippi State (45 atts.)	2011
Texas A&M vs. SMU (45 atts.)	2012
Texas A&M vs. Arkansas (47 atts.)	2012
Arkansas vs. Ole Miss (45 atts.)	2015

SEASON: (Min. 100 atts.)

1.1:195.8— South Carolina (4 in 383)	2013
2.1:109.3— Alabama (3 in 328)	2012
3.1:104.0— Alabama (1 in 104)	1980
4.1:100.0— Mississippi State (5 in 500)	2015
5. 1:97.8— Tennessee (4 in 391)	1995
6. 1:88.8— Georgia (4 in 355)	1991
7. 1:87.5— Auburn (2 in 175)	1982
8. 1:74.8— Alabama (4 in 299)	1997
9. 1:72.8— Florida (5 in 364)	2009
10. 1:72.6— Georgia (5 in 363)	2004

SEASON: (Min. 200 atts.)

1.1:195.8— South Carolina (4 in 383)	2013
2.1:109.3— Alabama (3 in 328)	2012
3.1:100.0— Mississippi State (5 in 500)	2015
4. 1:97.8— Tennessee (4 in 391)	1995
5. 1:88.8— Georgia (4 in 355)	1991
6. 1:74.8— Alabama (4 in 299)	1997
7. 1:72.6— Georgia (5 in 363)	2004
8. 1:72.8— Florida (5 in 364)	2009
9. 1:72.4— Alabama (5 in 362)	2010
10. 1:69.2— Alabama (5 in 346)	2008

SEASON: (Min. 300 atts.)

1.1:195.8— South Carolina (4 in 383)	2013
2.1:109.3— Alabama (3 in 328)	2012
3.1:100.0— Mississippi State (5 in 500)	2015
4. 1:97.8— Tennessee (4 in 391)	1995
5. 1:88.8— Georgia (4 in 355)	1991
6. 1:72.8— Florida (5 in 364)	2009
7. 1:72.6— Georgia (5 in 363)	2004
8. 1:69.2— Alabama (5 in 346)	2008
9. 1:67.3— Arkansas (7 in 417)	2011
10. 1:65.8— Florida (5 in 329)	2008

SEASON: (Min. 400 atts.)

1.1:100.0— Mississippi State (5 in 500)	2015
2. 1:67.3— Arkansas (7 in 417)	2011
3. 1:62.3— Kentucky (7 in 436)	2006
4. 1:61.7— Georgia (7 in 432)	1993
5. 1:50.9— Kentucky (9 in 458)	2010
6. 1:49.2— Texas A&M (10 in 492)	2012
7. 1:48.7— Arkansas (9 in 439)	2009
8. 1:46.9— Tennessee (9 in 422)	2003
9. 1:46.3— Ole Miss (9 in 417)	2001
10. 1:44.9— Ole Miss (10 in 449)	2003

TOTAL OFFENSE

MOST PLAYS

GAME:

1. 110— Kentucky vs. Tennessee	2007
2. 106— Arkansas vs. Ole Miss	2001
3. 105— Georgia vs. Kentucky	1967
4. 102— Alabama vs. Miami	1969
5. 101— Auburn vs. Ole Miss	1985
6. 100— Ole Miss vs. Wyoming	2004
7. 99— LSU vs. Tulane	1969
99— Auburn vs. Tennessee	1990
99— Georgia vs. Georgia Tech	1999
99— Texas A&M vs. South Carolina	2014

SEASON:

1. 1,054— LSU (6,152 yards)	2007
2. 1,025— Texas A&M (7,261 yards)	2012
3. 1,023— Georgia (5,324 yards)	2003
4. 1,018— Ole Miss (6,153 yards)	2013
5. 1,016— Georgia (5,719 yards)	2011
6. 1,014— Auburn (7,018 yards)	2013
7. 1,013— Kentucky (5,764 yards)	2007
8. 1,001— Mississippi State (6,679 yards)	2014
9. 994— LSU (5,857 yards)	2003
10. 993— Tennessee (5,621 yards)	2007

YARDS GAINED

GAME:

1. 833— Alabama vs. Virginia Tech (748 rushing, 85 passing)	1973
2. 801— Kentucky vs. Louisville (230 rushing, 571 passing)	1998
3. 798— Vanderbilt vs. Davidson (430 rushing, 368 passing)	1969
4. 774— Florida vs. West Texas State (394 rushing, 380 passing)	1982
5. 751— Ole Miss vs. Troy (382 rushing, 369 passing)	2013
6. 746— LSU vs. Rice (502 rushing, 244 passing)	1977
7. 716— Texas A&M vs. Arkansas (218 rushing, 498 passing)	2012
8. 714— Texas A&M vs. Sam Houston State (214 rushing, 500 passing)	2013
9. 713— Arkansas vs. North Texas (446 rushing, 267 passing)	2007
713— Georgia vs. Florida Atlantic (328 rushing, 385 passing)	2012

SEASON:

1. 7,261— Texas A&M (3,147 rushing, 4,114 passing, 13 games)	2012
2. 7,018— Auburn (4,596 rushing, 2,422 passing, 14 games)	2013
3. 6,999— Texas A&M (2,406 rushing, 4,593 passing, 13 games)	2013
4. 6,989— Auburn (3,987 rush, 3,003 pass, 14 games)	2010
5. 6,731— Ole Miss (2,380 rush, 4,351 pass, 13 games)	2015
6. 6,679— Mississippi State (3,030 rush, 3,649 pass, 13 games)	2014
7. 6,547— Georgia (2,556 rush, 3,991 pass, 14 games)	2012
8. 6,413— Florida (2,083 rush, 4,330 pass, 12 games)	1995
9. 6,410— Florida (3,105 rush, 3,305 pass, 13 games)	2009
10. 6,305— Auburn (3,321 rush, 2,984 pass, 13 games)	2014

YARDS GAINED TWO TEAMS

1. 1,329— Tennessee (695) vs. Kentucky (634)	1997
2. 1,302— Kentucky (801) vs. Louisville (501)	1998
3. 1,293— Texas A&M (678) vs. Louisiana Tech (615)	2012
4. 1,231— Texas A&M (716) vs. Arkansas (515)	2012
5. 1,218— Vanderbilt (621) vs. Kentucky (597)	2006

YARDS PER GAME

1. 558.5— Texas A&M (7,261 yards in 13 games)	2012
2. 538.4— Texas A&M (6,999 yards in 13 games)	2013
3. 534.4— Florida (6,413 in 12 games)	1995
4. 534.2— Kentucky (5,876 in 11 games)	1998
5. 527.5— Florida (5,803 in 11 games)	2001
6. 517.8— Ole Miss (6,731 in 13 games)	2015
7. 513.8— Mississippi State (6,679 in 13 games)	2014
8. 503.9— Florida (6,047 in 12 games)	1996
9. 501.3— Auburn (7,018 in 14 games)	2013

RECORDS AND RESULTS



MISSISSIPPI STATE • MISSOURI • SOUTH CAROLINA • TENNESSEE • TEXAS A&M • VANDERBILT

10. 499.2— Auburn (6,989 in 14 games)..... 2010

YARDS PER PLAY

GAME:

1.	12.7—	Arkansas vs. Nicholls State (54 for 684).....	2014
2.	11.9—	Alabama vs. Virginia Tech (70 for 833).....	1973
	11.9—	Florida vs. The Citadel (59 for 705).....	2008
4.	11.6—	Auburn vs. Chattanooga (54 for 628).....	2010
5.	11.1—	Florida vs. Central Michigan (64 for 708).....	1997
6.	10.9—	Tennessee vs. Kentucky (54 for 590).....	2000
	10.9—	Auburn vs. Western Carolina (65 for 712).....	2013
8.	10.8—	Florida vs. Georgia Southern (61 for 658).....	1996
	10.8—	LSU vs. Furman (62 for 672).....	2013
10.	10.7—	Tennessee vs. Kentucky (65 for 695).....	1997

SEASON:

1.	7.40—	Florida (6,413 in 867).....	1995
2.	7.37—	Auburn (6,989 in 948).....	2010
3.	7.36—	Florida (5,803 in 788).....	2001
4.	7.30—	Texas A&M (6,999 in 954).....	2013
5.	7.10—	Florida (6,231 in 874).....	2008
6.	7.09—	Auburn (4,850 in 648).....	1970
7.	7.08—	Florida (6,047 in 854).....	1996
	7.08—	Arkansas (6,273 in 886).....	2010
	7.08—	Georgia (6,547 in 924).....	2012
	7.08—	Texas A&M (7,261 in 1,025).....	2012

FIRST DOWNS

MOST RUSHING

GAME:

1.	28—	Auburn vs. Ole Miss.....	1985
2.	27—	Vanderbilt vs. Davidson.....	1969
	27—	Georgia vs. South Carolina.....	1974
	27—	LSU vs. Wyoming.....	1977
5.	26—	Alabama vs. Ole Miss.....	1971
	26—	Alabama vs. Virginia Tech.....	1973
	26—	Mississippi State vs. Colorado State.....	1981
	26—	Georgia vs. Memphis State.....	1982
	26—	Auburn vs. Missouri.....	2013

SEASON:

1.	305—	Mississippi State.....	2013
2.	229—	Auburn.....	2013
3.	213—	Alabama.....	1979
4.	211—	Auburn.....	1969
5.	208—	Auburn.....	1985
6.	202—	Auburn.....	2010
7.	192—	Alabama.....	1973
8.	188—	Alabama.....	1971
9.	186—	Georgia.....	1975
	186—	LSU.....	1977

MOST PASSING

GAME:

1.	28—	Texas A&M vs. South Carolina.....	2014
2.	27—	Kentucky vs. Tennessee.....	2007
3.	25—	South Carolina vs. Mississippi State.....	1995
4.	24—	Kentucky vs. Louisville.....	1998
	24—	Florida vs. Louisiana-Monroe.....	2001
	24—	Arkansas vs. Ole Miss.....	2015
7.	23—	Kentucky vs. Vanderbilt.....	1998
	23—	LSU vs. Alabama.....	2001
	23—	Ole Miss vs. Texas Tech.....	2002
	23—	Texas A&M vs. Sam Houston State.....	2013

SEASON:

1.	204—	Texas A&M.....	2013
2.	196—	Kentucky.....	1998
3.	194—	Florida.....	2001
4.	184—	Georgia.....	2013
5.	182—	Florida.....	1993
	182—	Kentucky.....	2007
	182—	Ole Miss.....	2015
8.	181—	Florida.....	1995
9.	180—	Kentucky.....	1997
	180—	Texas A&M.....	2012

TOTAL

GAME:

1.	40—	Vanderbilt vs. Davidson.....	1969
2.	39—	Auburn vs. Ole Miss.....	1985
3.	38—	Vanderbilt vs. Washington & Lee.....	1952
	38—	Texas A&M vs. Sam Houston State.....	2013
	38—	Texas A&M vs. South Carolina.....	2014
6.	37—	Kentucky vs. Louisville.....	1998
	37—	Auburn vs. Western Carolina.....	2002
	37—	Kentucky vs. Tennessee.....	2007
9.	36—	Florida vs. LSU.....	1996
	36—	Ole Miss vs. Memphis State.....	1980
	36—	Florida vs. Western Michigan.....	1999
	36—	Texas A&M vs. Mississippi State.....	2012

SEASON:

1.	357—	Texas A&M.....	2012
2.	356—	Texas A&M.....	2013
3.	344—	Auburn.....	2010
4.	341—	Ole Miss.....	2015
5.	335—	Kentucky.....	2007
6.	334—	Auburn.....	2013
	334—	Mississippi State.....	2014
8.	327—	Florida.....	1995
9.	324—	Georgia.....	2013
10.	317—	Ole Miss.....	2013

PUNTING

MOST PUNTS

GAME:

1.	36—	Kentucky vs. Washington & Lee.....	1934
2.	23—	Florida vs. Georgia Tech.....	1938
3.	21—	Georgia Tech vs. Florida.....	1938
	21—	Mississippi State vs. Tulane.....	2005
5.	20—	Ole Miss vs. LSU.....	1934
	20—	Mississippi State vs. TCU.....	1936
7.	17—	LSU vs. Mississippi State.....	1940
	17—	LSU vs. Tennessee.....	1942
9.	16—	Vanderbilt vs. Louisville.....	1971

SEASON:

1.	*139—	Tennessee.....	1937
2.	112—	Auburn.....	1939
3.	110—	Florida.....	1937
4.	101—	Kentucky.....	1933
5.	96—	Ole Miss.....	1938
	96—	Mississippi State.....	1967
7.	94—	Kentucky.....	1996
	94—	Tennessee.....	1958
9.	92—	Alabama.....	1941
	92—	Alabama.....	1946
	92—	Kentucky.....	1970

*—NCAA Record

YARDS PUNTING

GAME:

1.	1,386—	Kentucky vs. Washington & Lee (36 punts).....	1934
2.	904—	Georgia Tech vs. Florida (21 punts).....	1938
3.	899—	Florida vs. Georgia Tech (23 punts).....	1938
4.	882—	Mississippi State vs. Tulane (21 punts).....	2005
5.	780—	Ole Miss vs. LSU (20 punts).....	1934
6.	666—	Mississippi State vs. TCU (20 punts).....	1966
7.	664—	LSU vs. Mississippi State (17 punts).....	1940

SEASON:

1.	5,620—	Tennessee (139 punts).....	1937
2.	4,844—	Auburn (112 punts).....	1939
3.	4,394—	Kentucky (101 punts).....	1933
4.	3,745—	Ole Miss.....	1940
5.	3,625—	Vanderbilt (79 punts).....	1996
6.	3,597—	Kentucky (94 punts).....	1996
7.	3,581—	Ole Miss (79 punts).....	1985
8.	3,567—	Mississippi State (96 punts).....	1967
9.	3,528—	Vanderbilt (78 punts).....	1982
10.	3,497—	Alabama (92 punts).....	2012



RECORDS AND RESULTS

ALABAMA • ARKANSAS • AUBURN • FLORIDA • GEORGIA • KENTUCKY • LSU • OLE MISS

PUNTING AVERAGE

GAME: (Min. 10)

1.	52.0—	Kentucky vs. Cincinnati (10 for 520)	1944
2.	48.1—	Ole Miss vs. Missouri (10 for 481)	1973
3.	47.5—	Mississippi State vs. South Carolina (10 for 475)	1996
4.	47.3—	LSU vs. Ole Miss (10 for 473)	1960
5.	46.6—	Alabama vs. Mississippi State	1958

GAME: (Min. 20)

1.	43.0—	Georgia Tech vs. Florida	1938
2.	42.0—	Mississippi State vs. Tulane (21 for 882)	2005
3.	39.1—	Florida vs. Georgia Tech (23 for 899)	1938

SEASON:

1.	48.1—	Georgia (56 for 2,691)	2009
2.	47.6—	Vanderbilt (59 for 2,810)	1984
3.	46.9—	Auburn (51 for 2,393)	1993
4.	46.3—	Texas A&M (45 for 2,085)	2013
5.	46.2—	Ole Miss (63 for 2,913)	2010
6.	46.0—	LSU (54 for 2,486)	1997
7.	45.9—	Vanderbilt (79 for 3,625)	1996
		Ole Miss (66 for 3,029)	1979
9.	45.8—	Auburn (57 for 2,610)	1985
10.	45.7—	Auburn (47 for 2,149)	2006

PUNT RETURNS

MOST RETURNS

GAME:

1.	20—	Mississippi State vs. TCU (128 yards)	1936
2.	13—	LSU vs. Tulane (126 yards)	1937
	13—	Ole Miss vs. Union (203 yards)	1940
4.	11—	Vanderbilt vs. N.C. State	1946
5.	10—	Alabama vs. Kentucky	1946
	10—	Tennessee vs. Tennessee Tech.	1947
	10—	Alabama vs. Mississippi State (59 yards)	1967
	10—	Kentucky vs. Tennessee	1976
	10—	Florida vs. San Jose State	2003

SEASON:

1.	71—	Alabama (783 yards)	1946
2.	70—	Mississippi State (778 yards)	1936
3.	68—	Tennessee (844 yards)	1939
	68—	Tennessee (974 yards)	1940
5.	61—	Mississippi State (542 yards)	1940
6.	56—	Ole Miss (837 yards)	1940
7.	55—	Vanderbilt (907 yards)	1948
	55—	Alabama (438 yards)	1975
9.	52—	Tennessee (452 yards)	2000
10.	50—	Georgia (746 yards)	2002

YARDS RETURNED

GAME:

1.	272—	Florida vs. Kentucky (11 returns)	1996
2.	246—	Texas A&M vs. South Carolina State (8 returns)	2012
3.	225—	Mississippi State vs. Chattanooga (8 returns)	1946
4.	208—	Auburn vs. UT-Chattanooga (6 returns)	1974
5.	205—	LSU vs. Ole Miss (6 returns)	1970
6.	204—	Alabama vs. LSU (5 returns)	1947
7.	203—	Ole Miss vs. Union (13 returns)	1940
	203—	Vanderbilt vs. Kentucky (6 returns)	1948
9.	202—	Georgia vs. Oregon State (5 returns)	1971
10.	195—	Kentucky vs. Vanderbilt (6 returns)	1981

SEASON:

1.	974—	Tennessee (68 returns)	1940
2.	907—	Vanderbilt (55 returns)	1948
3.	844—	Tennessee (68 returns)	1939
4.	837—	Ole Miss (56 returns)	1940
5.	800—	Tennessee	1951
6.	783—	Alabama (71 returns)	1946
7.	778—	Mississippi State (70 returns)	1936
8.	746—	Georgia (50 returns)	2002
9.	726—	Alabama (52 returns)	1941
10.	724—	Georgia (57 returns)	1941
	701—	Alabama (49 returns)	2008

YARDS PER RETURN

GAME (Min. 3):

1.	45.0—	Ole Miss vs. Arkansas (3 for 135)	2000
2.	41.0—	Alabama vs. Charleston Southern (3 for 123)	2015
3.	40.8—	Alabama vs. LSU (5 for 204)	1991
4.	40.4—	Georgia vs. Oregon State (5 for 202)	1971
5.	38.7—	Ole Miss vs. SMU (3 for 116)	1998
6.	36.0—	Arkansas vs. Ole Miss (4 for 144)	2010
7.	35.6—	Georgia vs. Western Kentucky (5 for 178)	2006
8.	34.7—	Georgia vs. Troy (3 for 104)	2014
9.	34.0—	Kentucky vs. Mississippi State (4 for 136)	2002
	34.0—	Ole Miss vs. Georgia (3 for 102)	2011

SEASON:

1.	20.8—	Mississippi State (25 for 521)	1971
2.	20.5—	Mississippi State (22 for 450)	1965
3.	20.4—	Kentucky (18 for 368)	2006
4.	19.7—	Florida (32 for 630)	1947
5.	18.8—	Ole Miss (36 for 676)	1948
6.	17.8—	Auburn (17 for 303)	2014
7.	17.6—	Georgia (24 for 422)	2008
8.	17.2—	Kentucky (25 for 595)	2005
9.	17.0—	Florida (26 for 441)	1948
10.	16.6—	Auburn (35 for 580)	1974

KICKOFF RETURNS

MOST RETURNS

GAME:

1.	11—	Ole Miss vs. Alabama	1989
	11—	Kentucky vs. Florida	1994
3.	10—	Mississippi State vs. Houston	1969
	10—	Mississippi State vs. Tulane	1949
	10—	Arkansas vs. Auburn	2010
6.	9—	Alabama vs. Southern Cal.	1970
	9—	Vanderbilt vs. Alabama	1990
	9—	Vanderbilt vs. Auburn	1990
	9—	Vanderbilt vs. Tennessee	1993
	9—	South Carolina vs. Florida	2001
	9—	Kentucky vs. Georgia	2004
	9—	Tennessee vs. Florida	2007
	9—	South Carolina vs. Arkansas	2007
	9—	Ole Miss vs. Georgia	2011
	9—	Ole Miss vs. Alabama	2011

SEASON:

1.	63—	Kentucky	2007
	63—	Auburn	2009
	63—	Ole Miss	2010
	63—	Auburn	2010
5.	62—	Kentucky	2000
6.	60—	Tennessee	2007
	60—	Georgia	2009
8.	59—	Ole Miss	2007
	59—	Kentucky	2010
10.	58—	Vanderbilt	1990
11.	57—	Tennessee	2009
12.	56—	Vanderbilt	1986
	56—	Vanderbilt	1987
	56—	Kentucky	2009
	56—	Ole Miss	2011

YARDS RETURNED

GAME:

1.	287—	Kentucky vs. Idaho State (5 returns)	2005
2.	260—	Tennessee vs. Florida (9 returns)	2007
3.	259—	Alabama vs. Auburn (8 returns)	1969
4.	257—	Auburn vs. Utah State (7 returns)	2011
5.	254—	Kentucky vs. Louisville (6 returns)	2009
6.	252—	Georgia vs. South Carolina (7 returns)	2009
7.	250—	Alabama vs. Boston College (7 returns)	1984
8.	243—	Vanderbilt vs. Ole Miss (8 returns)	2002
	243—	South Carolina vs. Arkansas (9 returns)	2007
10.	234—	Ole Miss vs. Alabama (11 returns)	1989

SEASON:

1.	1,493—	Auburn (63 returns)	2009
2.	1,482—	Auburn (63 returns)	2010
3.	1,462—	Tennessee (60 returns)	2007
4.	1,394—	Kentucky (63 returns)	2007
5.	1,392—	Florida (53 returns)	2010
6.	1,369—	Tennessee (57 returns)	2009

RECORDS AND RESULTS



MISSISSIPPI STATE • MISSOURI • SOUTH CAROLINA • TENNESSEE • TEXAS A&M • VANDERBILT

7.	1,349—	Ole Miss (63 returns).....	2010
8.	1,343—	Kentucky (59 returns).....	2010
9.	1,327—	Georgia (60 returns).....	2009
10.	1,316—	Kentucky (56 returns).....	2009

YARDS PER RETURN

GAME: (Min. 3)

1.	66.7—	Kentucky vs. Vanderbilt (3 for 200).....	1945
2.	57.4—	Kentucky vs. Idaho State (5 for 287).....	2005
3.	52.7—	Ole Miss vs. Arkansas (3 for 158).....	1999
4.	48.3—	Arkansas vs. Mississippi State (3 for 145).....	2006
5.	47.0—	Auburn vs. Washington State (3 for 141).....	2013
6.	46.0—	Mississippi State vs. Southern Miss (3 for 138).....	1966
7.	45.7—	Ole Miss vs. Arkansas (3 for 137).....	1940
8.	44.7—	Ole Miss vs. Alabama (3 for 134).....	1997
9.	44.5—	Arkansas vs. South Carolina (4 for 178).....	2011
10.	44.3—	Florida vs. Ole Miss (3 for 133).....	1988

SEASON:

1.	29.2—	Arkansas (33 for 965).....	2005
2.	28.8—	Mississippi State (19 for 547).....	1940
3.	27.8—	Alabama (19 for 529).....	1963
4.	26.6—	Georgia.....	1947
5.	26.4—	Alabama (17 for 449).....	1964
	26.4—	Kentucky (42 for 1,109).....	2005
	26.4—	Kentucky (44 for 1,161).....	2008
	26.4—	Florida (40 for 1,053).....	2009
9.	26.3—	Florida (53 for 1,392).....	2010
10.	25.9—	Auburn (36 for 934).....	2006

SCORING MOST POINTS

GAME:

1.	93—	LSU vs. Southwestern Louisiana.....	1936
2.	92—	Ole Miss vs. West Tennessee Teachers.....	1935
3.	89—	Alabama vs. Delta State.....	1951
4.	83—	Kentucky vs. North Dakota.....	1950
5.	82—	Florida vs. Central Michigan.....	1997
6.	81—	Georgia vs. Mercer.....	1941
7.	77—	Alabama vs. Virginia Tech.....	1973
	77—	LSU vs. Rice.....	1977
	77—	Florida vs. West Texas State.....	1982
	77—	South Carolina vs. Kent.....	1995
	77—	Kentucky vs. Texas-El Paso.....	2002
12.	76—	Georgia vs. The Citadel.....	1958
	76—	Auburn vs. UT-Chattanooga.....	1995
	76—	Ole Miss vs. UT Martin.....	2015
15.	75—	Georgia vs. Florida.....	1942
16.	73—	Florida vs. Kentucky.....	1994
	73—	Auburn vs. Louisiana-Monroe.....	2003
	73—	Arkansas vs. Nicholls State.....	2014
	73—	Texas A&M vs. Lamar.....	2014
	73—	Ole Miss vs. Fresno State.....	2015
21.	72—	Kentucky vs. Tennessee Tech.....	1972
22.	71—	Alabama vs. Vanderbilt.....	1945
	71—	Kentucky vs. Southern Miss.....	1949
	71—	Florida vs. Vanderbilt.....	2001
25.	70—	Georgia vs. Furman.....	1946
	70—	Kentucky vs. Xavier.....	1946
	70—	LSU vs. Arkansas State.....	1991
	70—	Georgia vs. Northeast Louisiana.....	1994
	70—	Florida vs. New Mexico State.....	1994
	70—	Tennessee vs. Louisiana-Monroe.....	2000
	70—	Florida vs. The Citadel.....	2008
	70—	Texas A&M vs. South Carolina State.....	2012
	70—	South Carolina vs. Coastal Carolina.....	2013

SEASON:

1.	611—	Florida (14 games).....	2008
2.	578—	Texas A&M (13 games).....	2012
3.	577—	Auburn (14 games).....	2010
4.	575—	Texas A&M (13 games).....	2013
5.	559—	Florida (12 games).....	1996
6.	553—	Auburn (14 games).....	2013
7.	552—	Florida (13 games).....	2007
8.	542—	Alabama (14 games).....	2012
9.	541—	LSU (14 games).....	2007
10.	537—	Georgia (13 games).....	2014

MOST POINTS - TWO TEAMS (OVERTIME GAMES ONLY)

1.	134—	Arkansas (71) vs. Kentucky (63) [7 OT].....	2003
2.	114—	Arkansas (58) vs. Ole Miss (56) [7OT].....	2001
3.	105—	Georgia (56) vs. Auburn (49) [4 OT].....	1996
	105—	Arkansas (53) vs. Ole Miss (52) [2 OT].....	2015
5.	102—	Tennessee (52) vs. Kentucky (50) [4 OT].....	2007
	100—	Arkansas (54) vs. Auburn (46) [4 OT].....	2015
7.	99—	Georgia Tech (51) vs. Georgia (48) [OT].....	1999
	99—	Missouri (51) at Tennessee (48) [4OT].....	2012
9.	98—	Arkansas (50) vs. LSU (48) [3OT].....	2007
10.	97—	Ole Miss (48) vs. Jacksonville State (49) [2 OT].....	2010

MOST POINTS - TWO TEAMS (DOES NOT INCLUDE OVERTIME)

1.	116—	Texas A&M (59) vs. Louisiana Tech (57).....	2012
2.	108—	Auburn (65) vs. Arkansas (43).....	2010
3.	104—	South Carolina (65) vs. Mississippi State (39).....	1995
4.	102—	Kentucky (68) vs. Louisville (34).....	1998
5.	101—	Auburn (59) vs. Missouri (42).....	2013
	101—	Mississippi State (51) vs. Arkansas (50).....	2015
7.	100—	Texas A&M (52) vs. Duke (48).....	2013
8.	99—	Florida (62) vs. Tennessee (37).....	1995
	99—	Alabama (55) vs. Auburn (44).....	2014
10.	98—	East Carolina (56) vs. South Carolina (42).....	1994

POINTS PER GAME

1.	46.6—	Florida (559 in 12 games).....	1996
2.	44.5—	Florida (534 in 12 games).....	1995
	44.5—	Texas A&M (578 in 13 games).....	2012
4.	44.2—	Texas A&M (575 in 13 games).....	2013
5.	44.0—	Alabama (396 in 9 games).....	1945
6.	43.8—	Florida (482 in 11 games).....	2001
7.	43.6—	Florida (611 in 14 games).....	2008
8.	43.4—	Florida (521 in 12 games).....	1994
9.	42.8—	Tennessee (471 in 11 games).....	1993
10.	42.5—	Florida (552 in 13 games).....	2007



Behind Heisman Trophy-winning quarterback Danny Wuerffel, Florida's dynamic offense averaged 46.6 points per game in 1996 en route to the school's first national title.



RECORDS AND RESULTS

ALABAMA • ARKANSAS • AUBURN • FLORIDA • GEORGIA • KENTUCKY • LSU • OLE MISS

MOST TOUCHDOWNS

GAME:

1.	14—	Ole Miss vs. West Tennessee Teachers	1935
	14—	LSU vs. Southwestern Louisiana	1936
3.	13—	Alabama vs. Delta State	1951
4.	12—	Kentucky vs. North Dakota	1950
	12—	Florida vs. Central Michigan	1997
6.	11—	South Carolina vs. Kent.	1995
	11—	Auburn vs. UT-Chattanooga	1995
	11—	Alabama vs. Virginia Tech	1973
	11—	LSU vs. Rice	1977
	11—	Florida vs. West Texas State	1982
	11—	Kentucky vs. Texas-El Paso	2002
	11—	Ole Miss vs. UT Martin	2015

SEASON:

1.	82—	Florida (14 games)	2008
2.	78—	Texas A&M (13 games)	2012
	78—	Texas A&M (13 games)	2013
4.	76—	Florida (12 games)	1996
5.	75—	Florida (13 games)	2007
	75—	Auburn (14 games)	2010
7.	74—	Florida (12 games)	1995
8.	73—	Auburn (14 games)	2013
9.	72—	Georgia (14 games)	2012
10.	70—	Georgia (13 games)	2014

MOST FIELD GOALS

GAME:

1.	6—	Auburn vs. Kentucky	1982
	6—	Florida vs. Florida State	1983
	6—	Florida vs. Kentucky	1984
	6—	Alabama vs. SW Louisiana	1990
	6—	Georgia vs. Georgia Tech	2001
6.	5—	Auburn vs. Florida	1977
	5—	Tennessee vs. Kentucky	1978
	5—	Florida vs. Ole Miss	1980
	5—	Tennessee vs. Kentucky	1982
	5—	Tennessee vs. Memphis State	1982
	5—	Ole Miss vs. Tulane	1991
	5—	Kentucky vs. Mississippi State	1994
	5—	Mississippi State vs. N.C. State	1995
	5—	Auburn vs. UAB	1996
	5—	Mississippi State vs. Arkansas	1998
	5—	Tennessee vs. Florida	2000
	5—	South Carolina vs. Georgia	2009
	5—	Alabama vs. Ole Miss	2009
	5—	Ole Miss vs. Louisiana-Lafayette	2010
	5—	Mississippi State vs. UAB	2010
	5—	Florida vs. Tennessee	2011
	5—	Alabama vs. LSU, BCS Championship Game	2011
	5—	Auburn vs. Alabama	2014

SEASON:

1.	31—	Georgia	2003
2.	30—	Alabama	2009
3.	27—	Tennessee	1982
4.	26—	Georgia	2002
	26—	LSU	2007
6.	25—	Florida	1984
	25—	Ole Miss	2003
	25—	Alabama	2007
9.	24—	Tennessee	1985
	24—	Florida	2001
	24—	Florida	1999
	24—	Florida	2011

MOST PAT KICKS

GAME:

1.	11—	Kentucky vs. North Dakota	1950
	11—	Alabama vs. Delta State	1951
	11—	Alabama vs. Virginia Tech	1973
	11—	LSU vs. Rice	1977
	11—	Florida vs. West Texas State	1982
	11—	South Carolina vs. Kent.	1995
	11—	Kentucky vs. Texas-El Paso	2002

SEASON:

1.	82—	Florida	2008
2.	77—	Texas A&M	2012
3.	74—	Auburn	2010
4.	73—	Texas A&M	2013
5.	72—	Florida	1995
	72—	Florida	2007
7.	71—	Florida	1996
8.	67—	Georgia	2014
8.	66—	Auburn	2013
	66—	Ole Miss	2015
10.	65—	Florida	1994

CONSECUTIVE PAT KICKS

1.	209—	Auburn (Robert Bironas 1, Damon Duval 130, Philip Yost 23, John Vaughn 55)	1999-04
2.	199—	Alabama (Peter Kim 54, Paul Trodd 4, Terry Sanders 1, Van Tiffin 135, Philip Doyle 5)	1981-87
4.	168—	Tennessee (John Becksvoort 161, Jeff Hall 7)	1991-94
5.	130—	Georgia (Rex Robinson 101, Kevin Butler 29)	1977-81
6.	124—	Auburn (Cody Parkey 27, Daniel Carlson 97)	2013-15
7.	119—	Georgia (Blair Walsh 119)	2008-10
8.	116—	Mississippi State (Adam Carlson 47, Brent Smith 35, Keith Andrews 32, John Michael Marlin 2)	2002-07
10.	114—	Florida (Bart Edmiston 114)	1995-96
	114—	Georgia (Brandon Coutu 114)	2004-07
12.	113—	Georgia (Billy Bennett 113)	2000-03
13.	109—	LSU (David Browndyke 109)	1986-89
14.	108—	Ole Miss (Jonathan Nichols 108)	2001-04
15.	107—	Auburn (John Vaughn 107)	2004-06

MOST POINTS IN A TIE GAME

37-37—	Alabama vs. Florida State	1967
--------	---------------------------	------

RECORDS AND RESULTS



MISSISSIPPI STATE • MISSOURI • SOUTH CAROLINA • TENNESSEE • TEXAS A&M • VANDERBILT

SOUTHEASTERN CONFERENCE TEAM DEFENSE RECORDS

RUSHING DEFENSE

FEWEST RUSHES ALLOWED

GAME:

1.	13—	Florida vs. Vanderbilt	1983
	13—	Alabama vs. Vanderbilt	1989
3.	14—	Florida vs. Georgia	1993
	14—	Tennessee vs. Georgia	1994
	14—	Ole Miss vs. Texas Tech	2008
	14—	Alabama vs. Clemson	2008
	14—	Alabama vs. Florida	2009
8.	15—	Arkansas vs. Auburn	1995
	15—	Arkansas vs. South Carolina	2006
	15—	Arkansas vs. Hawaii	2006

SEASON:

1.	231—	Tennessee (9 games)	1945
2.	300—	Ole Miss (10 games)	1962
3.	321—	Alabama (10 games)	1961
4.	328—	Mississippi State (10 games)	1936
5.	334—	Mississippi State (10 games)	1946
6.	335—	Alabama (12 games)	1999
7.	338—	Tennessee (11 games)	2000
8.	347—	Florida (11 games)	2001
9.	352—	Georgia (11 games)	1997
	352—	Alabama (9 games)	1945

FEWEST YARDS ALLOWED

GAME:

1.	-93—	Kentucky vs. Kansas State	1970
2.	-85—	Auburn vs. Miami	1968
3.	-78—	Mississippi State vs. Florida	2000
4.	-64—	Ole Miss vs. Mississippi State	2008
5.	-56—	Florida vs. Arkansas	1997
6.	-50—	LSU vs. Ole Miss	1982
	-50—	Georgia vs. Kentucky	1999
8.	-49—	Alabama vs. Houston	1962
	-49—	Georgia vs. VMI	1967
10.	-48—	Alabama vs. Michigan State	2010
11.	-43—	LSU vs. Mercer	1940
12.	-39—	Kentucky vs. Evansville	1947
13.	-36—	Florida vs. Northeast Louisiana	1998
	-36—	Auburn vs. Florida	2001
15.	-30—	Auburn vs. Tennessee	1957
16.	-29—	Kentucky vs. Vanderbilt	1996
17.	-28—	Florida vs. Auburn	1997
18.	-27—	Arkansas vs. Texas	2000
19.	-22—	Florida vs. Ole Miss	1994
	-22—	Ole Miss vs. Vanderbilt	1970

SEASON:

1.	305—	Alabama (9 games)	1938
2.	385—	Tennessee (9 games)	1945
3.	389—	LSU (10 games)	1969
4.	410—	Alabama (9 games)	1945
5.	505—	Mississippi State (10 games)	1940
6.	574—	LSU (11 games)	1970
7.	588—	Alabama (10 games)	1962
8.	596—	Georgia (10 games)	1941
9.	610—	Ole Miss (9 games)	1962
10.	660—	Alabama (12 games)	1992

FEWEST YARDS PER GAME

1.	33.9—	Alabama (305 yards in 9 games)	1938
2.	38.9—	LSU (389 yards in 10 games)	1969
3.	39.1—	Alabama (352 yards in 9 games)	1945
4.	42.8—	Tennessee (385 yards in 9 games)	1945
5.	50.5—	Mississippi State (505 yards in 10 games)	1940
6.	52.2—	LSU (574 yards in 11 games)	1970
7.	54.2—	Georgia (596 yards in 11 games)	1941
8.	55.0—	Alabama (660 yards in 12 games)	1992
	55.0—	Alabama (10 games)	1961
9.	58.8—	Alabama (588 yards in 10 games)	1962
10.	63.2—	Auburn (695 yards in 11 games)	1988

FEWEST YARDS PER RUSH

GAME:

1.	-3.95—	Kentucky vs. Kansas State (-91 in 23 rushes)	1970
2.	-3.54—	Mississippi State vs. Florida (-78 in 22 rushes)	2000
3.	-2.37—	Ole Miss vs. Mississippi State (-64 in 27 rushes)	2008
4.	-2.08—	Georgia vs. Kentucky (-50 in 24 rushes)	1999
5.	-2.00—	Auburn vs. Florida (-36 in 18 rushes)	2001
6.	-1.98—	Auburn vs. Miami (-85 in 43 rushes)	1968

SEASON:

1.	0.95—	Alabama (305 yards in 321 rushes)	1938
2.	1.09—	LSU (384 yards in 353 rushes)	1969
3.	1.44—	Mississippi State (505 yards in 350 rushes)	1940
4.	1.61—	LSU (574 yards in 356 rushes)	1970
5.	1.67—	Tennessee (385 yards in 231 rushes)	1945
	1.67—	Alabama (660 yards in 395 rushes)	1992
7.	1.71—	Alabama (550 yards in 321 rushes)	1961
8.	1.73—	Kentucky (788 yards in 455 rushes)	1949
	1.73—	Auburn (674 yards in 390 rushes)	1957
10.	1.82—	Ole Miss (741 yards in 408 rushes)	1966

FEWEST RUSHING TOUCHDOWNS ALLOWED

SEASON:

1.	*0—	Tennessee	1939
	*0—	Ole Miss	1963
3.	1—	Ole Miss	1959
4.	2—	Ole Miss	1954
	2—	Ole Miss	1961
	2—	LSU	1970
	2—	Alabama	1979
8.	3—	Ole Miss	1962
	3—	Ole Miss	1966
	3—	Florida	1984
	3—	Auburn	1988
	3—	Tennessee	1999
	3—	Alabama	2011

*NCAA Record

PASSING DEFENSE

FEWEST PASSES

GAME:

1.	*0—	Kentucky vs. Tennessee	1952
	0—	Tennessee vs. Georgia Tech	1977
	0—	Florida vs. Georgia Southern	2013
4.	1—	Mississippi State vs. Union	1942
	1—	Tennessee vs. Mississippi State	1950
	1—	Vanderbilt vs. Tennessee	1951

SEASON:

1.	73—	Georgia Tech (10 games)	1957
2.	84—	Florida (9 games)	1946
3.	87—	Alabama (10 games)	1955
4.	88—	Alabama (9 games)	1938
5.	92—	Florida (10 games)	1955
6.	93—	Tulane (10 games)	1957
7.	96—	Kentucky (10 games)	1955
8.	102—	Mississippi State (9 games)	1950
9.	103—	Mississippi State (10 games)	1936
	103—	LSU (10 games)	1955



RECORDS AND RESULTS

ALABAMA • ARKANSAS • AUBURN • FLORIDA • GEORGIA • KENTUCKY • LSU • OLE MISS

FEWEST COMPLETIONS

GAME:

Several teams with 0
Last Team: Georgia vs. Cal State-Fullerton 1992

SEASON:

1.	31—	Alabama (9 games)	1938
	31—	Georgia Tech (10 games)	1957
3.	33—	Tulane (10 games)	1957
4.	35—	Kentucky (10 games)	1955
5.	36—	Auburn (11 games)	1936
6.	37—	Florida (10 games)	1955
	37—	Kentucky (10 games)	1957
8.	39—	Florida (9 games)	1957
9.	40—	Mississippi State (10 games)	1936
	40—	Alabama (10 games)	1955
	40—	LSU (10 games)	1955

LOWEST COMPLETION PERCENTAGE

GAME:

Several teams with 0
Last Team: Florida vs. Georgia Southern 2013

SEASON:

1.	27.1—	Auburn (36 of 133)	1950
2.	31.9—	Ole Miss (52 of 163)	1950
3.	32.2—	Kentucky (37 of 115)	1957
4.	33.1—	Ole Miss (44 of 133)	1957
5.	35.2—	Alabama (43 of 122)	1954
6.	35.5—	Alabama (61 of 172)	1949
	35.5—	Tulane (33 of 93)	1957
8.	35.6—	Kentucky (48 of 135)	1954
9.	35.7—	Florida (50 of 140)	1950
10.	35.8—	Tulane (67 of 187)	1949
	35.8—	Alabama (78 of 218)	1979

FEWEST YARDS

GAME:

1.	-10—	Auburn vs. Alabama (1 comp.)	1952
2.	-3—	Tennessee vs. Kentucky (1 comp.)	1949
3.	-3—	Georgia Tech vs. South Carolina (1 comp.)	1949
4.	-1—	Kentucky vs. LSU	1953
	-1—	Florida vs. Vanderbilt (1 comp.)	1958

SEASON:

1.	291—	Alabama (9 games)	1945
2.	325—	Mississippi State (10 games)	1936
3.	334—	Georgia Tech (10 games)	1957
4.	392—	Tennessee (10 games)	1939
5.	412—	Tulane (10 games)	1951
6.	420—	Florida (10 games)	1955
7.	457—	Alabama (10 games)	1959
8.	477—	Florida (9 games)	1957
9.	479—	Kentucky (10 games)	1955
10.	500—	Ole Miss (10 games)	1957

FEWEST TOUCHDOWNS

SEASON:

1.	*0—	Tennessee (10 games)	1939
	0—	Florida (10 games)	1954
2.	1—	Ole Miss (10 games)	1956
	1—	Ole Miss (11 games)	1957
	1—	Ole Miss (11 games)	1959
	1—	Ole Miss (11 games)	1961
6.	3—	LSU (10 games)	1959

INTERCEPTIONS

GAME:

1.	9—	Georgia vs. Presbyterian (42 passes)	1943
	9—	Auburn vs. Florida (66 passes)	1969
3.	8—	Tennessee vs. Alabama (51 passes)	1970
	8—	Alabama vs. Mississippi State (24 passes)	1936
	8—	LSU vs. Villanova (38 passes)	1951
6.	7—	Ole Miss vs. Southwestern	1939
	7—	Alabama vs. Auburn (24 passes)	1965
	7—	Ole Miss vs. Houston (31 passes)	1966
	7—	Kentucky vs. Florida (52 passes)	1993

*—NCAA record

SEASON:

1.	36—	Tennessee	1970
2.	35—	Georgia	1982
3.	34—	Auburn	1969
4.	33—	Georgia	1946
5.	30—	Tennessee	1969
6.	29—	Kentucky	1949
7.	28—	Ole Miss	1940
	28—	Kentucky	1950
9.	27—	LSU	1984
	27—	LSU	1986

INTERCEPTION RETURN YARDS

GAME:

1.	*240—	Kentucky vs. Ole Miss (6 ints.)	1949
2.	214—	Tennessee vs. South Carolina (5 ints.)	1971

SEASON:

1.	*782—	Tennessee (25 ints.)	1971
2.	719—	Kentucky (29 ints.)	1949

INTERCEPTION RETURN TOUCHDOWNS

SEASON:

1.	*7—	Tennessee	1971
2.	6—	Kentucky	1949
	6—	Mississippi State	1994
4.	5—	LSU	2003
	5—	Mississippi State	2007
	5—	Florida	2008
	5—	South Carolina	2010
8.	4—	Tennessee	2008
	4—	Mississippi State	1998
	4—	Tennessee	1990
	4—	LSU	1991
	4—	Auburn	1993
	4—	Auburn	1994
	4—	Georgia	2000
	4—	Mississippi State	2000
	4—	Arkansas	2000
	4—	Georgia	2002
	4—	Tennessee	2010
	4—	Kentucky	2014
	4—	Alabama	2015
	4—	Ole Miss	2015

TOTAL DEFENSE

FEWEST PLAYS

GAME:

1.	24—	Ole Miss vs. South Carolina	1947
2.	30—	Auburn vs. Ole Miss	1985
3.	33—	Tennessee vs. Vanderbilt	1946
4.	34—	Alabama vs. Southern Miss	1954
5.	35—	Mississippi State vs. Howard	1963
6.	37—	Vanderbilt vs. Chattanooga	1950
	37—	Mississippi State vs. Florida	1956

SEASON:

1.	368—	Tennessee	1945
2.	431—	Mississippi State	1936
3.	439—	Ole Miss	1963
4.	446—	Ole Miss	1962
5.	470—	Mississippi State	1950
6.	494—	Florida	1957
7.	495—	Auburn	1964
8.	506—	Auburn	1954
9.	516—	Georgia Tech	1955
10.	517—	Ole Miss	1959

FEWEST YARDS

GAME:

1.	-30—	Auburn vs. Tennessee	1958
2.	-4—	Alabama vs. Houston	1962
3.	0—	Ole Miss vs. Sewanee	1938
4.	1—	Kentucky vs. Citadel	1949
5.	9—	Auburn vs. Ole Miss	1985
6.	13—	Tennessee vs. Vanderbilt	1952

RECORDS AND RESULTS



MISSISSIPPI STATE • MISSOURI • SOUTH CAROLINA • TENNESSEE • TEXAS A&M • VANDERBILT

SEASON:

1.	701—	Alabama (9 games)	1938
2.	1,010—	Mississippi State (10 games)	1936
3.	1,023—	Tennessee (10 games)	1939
4.	1,222—	Ole Miss (9 games)	1963
5.	1,236—	LSU (10 games)	1937

FEWEST YARDS PER GAME

SEASON:

1.	77.9—	Alabama (701 yards in 9 games)	1938
2.	101.0—	Mississippi State (1,010 yards in 10 games)	1936
3.	102.3—	Tennessee (1,023 yards in 10 games)	1939

FIRST DOWNS FEWEST RUSHING

GAME:

1.	0—	South Carolina vs. Kent	1995
	0—	Auburn vs. Tennessee	1958
	0—	Auburn vs. Florida	2001
	0—	Florida vs. Georgia Southern	2013

SEASON:

1.	24—	Alabama (9 games)	1938
2.	34—	LSU (10 games)	1969
3.	41—	Ole Miss (9 games)	1963
	41—	LSU (11 games)	1970
5.	43—	Auburn (10 games)	1970
6.	46—	Alabama (10 games)	1966
7.	49—	Auburn (11 games)	1988
8.	51—	Mississippi State (11 games)	1999
9.	52—	Alabama (12 games)	1992
10.	53—	Florida (10 games)	1963
	53—	Georgia (10 games)	1968
	53—	Auburn (10 games)	1969

FEWEST PASSING

GAME:

0—	By several teams	
Last—	South Carolina vs. The Citadel	2011

SEASON:

1.	11—	Alabama (9 games)	1938
2.	23—	Ole Miss (9 games)	1963
3.	29—	Auburn (10 games)	1964
4.	33—	Mississippi State (10 games)	1963
5.	34—	Florida (10 games)	1964
6.	35—	LSU (10 games)	1964
	35—	Vanderbilt (10 games)	1965
8.	37—	Georgia Tech (10 games)	1963
9.	38—	Auburn (10 games)	1963
	38—	Vanderbilt (11 games)	1972

FEWEST TOTAL

GAME:

1.	0—	Auburn vs. Tennessee	1958
----	----	----------------------	------

SEASON:

1.	35—	Alabama (9 games)	1938
2.	51—	Mississippi State (10 games)	1936
3.	55—	Tennessee (9 games)	1945
4.	68—	Mississippi State (10 games)	1940
5.	71—	Ole Miss (9 games)	1963
6.	79—	Ole Miss (9 games)	1962
7.	80—	Auburn (10 games)	1964
8.	82—	Florida (10 games)	1969
9.	94—	Tennessee (10 games)	1952
10.	99—	Alabama (10 games)	1966

SCORING DEFENSE

FEWEST POINTS

SEASON:

1.	*0—	Tennessee (10 games)	1939
2.	16—	Tennessee (10 games)	1938
3.	17—	Alabama (9 games)	1933
4.	20—	Alabama (9 games)	1937
5.	21—	Ole Miss (10 games)	1959
6.	22—	Alabama (10 games)	1961
7.	25—	Mississippi State (10 games)	1936
8.	27—	LSU (10 games)	1937
9.	28—	Auburn (10 games)	1957
10.	29—	LSU (10 games)	1959

* - NCAA Record

FEWEST POINTS PER GAME

SEASON:

1.	*0.0—	Tennessee (0 points in 10 games)	1939
2.	1.6—	Tennessee (16 points in 10 games)	1938
3.	1.9—	Alabama (17 points in 9 games)	1933
4.	2.1—	Ole Miss (21 points in 10 games)	1959
5.	2.2—	Alabama (20 points in 9 games)	1937
	2.2—	Alabama (22 points in 10 games)	1961
7.	2.5—	Mississippi State (25 points in 10 games)	1936
8.	2.6—	Tennessee (26 points in 10 games)	1940
9.	2.8—	Auburn (28 points in 10 games)	1957
10.	3.3—	Georgia Tech (33 points in 10 games)	1956

* - NCAA Record

SEASON: (Since 1975)

1.	5.3—	Alabama (58 points in 11 games)	1979
2.	6.0—	Alabama (66 points in 11 games)	1975
3.	7.2—	Auburn (79 points in 11 games)	1988
4.	8.2—	Alabama (106 points in 13 games)	2011
5.	8.7—	Alabama (96 points in 11 games)	1980
6.	8.9—	Georgia (98 points in 11 games)	1981



RECORDS AND RESULTS

ALABAMA • ARKANSAS • AUBURN • FLORIDA • GEORGIA • KENTUCKY • LSU • OLE MISS

SOUTHEASTERN CONFERENCE OVERTIME RECORDS

ALL-TIME SEC WON-LOST RECORDS IN OVERTIME GAMES (1996-2015)

Team	1996	1997	1998	1999	2000	2001	2002	2003	2004	2005	2006	2007	2008	2009	2010	2011	2012	2013	2014	2015	Total
Alabama	0-0	0-1	1-0	1-1	0-0	0-0	0-0	0-2	0-0	0-1	1-1	0-1	1-0	0-0	0-0	0-1	0-0	0-0	1-0	0-0	5-8
Arkansas	1-0	0-0	0-0	0-0	1-0	1-0	0-1	2-0	0-0	0-0	1-0	1-0	0-0	1-1	1-0	0-0	0-1	0-1	0-1	2-1	11-6
Auburn	0-1	0-0	0-0	0-1	1-0	1-0	1-1	0-0	0-0	0-1	0-0	1-1	0-0	1-0	1-0	0-0	1-0	0-0	0-1	1-1	8-7
Florida	0-0	0-0	0-1	0-1	0-0	0-0	1-0	0-0	0-0	1-0	0-0	0-0	0-0	0-0	1-0	0-0	0-0	0-0	1-1	1-0	5-3
Georgia	1-0	0-0	0-0	1-1	0-1	0-0	0-0	1-0	0-0	0-0	0-0	1-0	0-0	0-0	0-1	0-1	0-0	2-0	0-1	1-0	7-5
Kentucky	0-0	1-0	0-0	0-0	0-1	0-0	0-0	0-1	0-0	0-0	0-0	1-1	0-0	0-1	0-0	0-0	0-1	0-0	0-1	1-0	3-6
LSU	0-0	0-0	0-1	0-0	2-0	0-0	0-0	0-0	1-0	2-1	1-0	0-2	0-1	1-0	0-0	1-0	0-0	0-0	0-1	0-0	8-6
Ole Miss	0-0	1-0	2-1	1-1	1-0	0-1	0-0	0-0	1-0	0-0	0-2	0-0	0-0	0-0	0-1	0-0	0-0	0-1	0-0	0-1	6-8
Mississippi State	0-1	0-0	0-0	0-0	1-2	0-0	0-0	0-0	0-0	0-0	1-0	0-0	0-0	0-0	0-1	1-0	0-0	2-0	0-0	0-0	5-4
Missouri	--	--	--	--	--	--	--	--	--	--	--	--	--	--	--	--	1-0	0-1	0-0	0-0	1-1
South Carolina	0-0	0-0	0-0	0-0	0-0	0-0	0-0	0-1	0-0	0-0	0-0	0-1	0-0	0-0	0-0	0-0	0-0	1-0	1-1	0-0	2-3
Tennessee	0-0	0-0	1-0	0-0	0-1	0-0	1-0	2-0	0-0	1-0	0-0	2-0	0-1	1-0	1-1	1-0	0-1	0-1	1-0	0-1	11-6
Texas A&M	--	--	--	--	--	--	--	--	--	--	--	--	--	--	--	--	0-0	0-0	1-0	1-0	2-0
Vanderbilt	0-0	0-0	1-1	1-0	0-0	0-0	0-0	0-1	0-1	0-1	0-0	0-0	0-0	0-1	0-0	0-1	0-0	0-0	0-0	0-0	2-6
SEC TOTALS	2-2	2-1	5-4	4-5	6-5	2-1	3-2	5-5	2-1	4-4	4-3	6-6	1-2	4-3	4-4	3-3	2-3	5-4	5-7	7-4	76-69

BREAKDOWN OF LENGTH OF OVERTIMES

NUMBER/

OTS	GAMES	RESULTS
7	2	Arkansas 58, Ole Miss 56 (2001); Arkansas 71, Kentucky 63 (2003)
6	1	Tennessee 41, Arkansas 38 (2002)
5	1	Tennessee 51, Alabama 43 (2003)
4	4	Georgia 56, Auburn 49 (1996), Tennessee 52, Kentucky 50 (2007); Missouri 51, Tennessee 48 (2012); Arkansas 54, Auburn 46 (2015)
3	5	Arkansas 34, Alabama 31 (2003); Arkansas 50, LSU 48 (2007); Kentucky 43, LSU 37 (2007); Michigan State 33, Georgia 30 (2011); Florida 36, Kentucky 30 (2014)
2	12	Vanderbilt 36, Duke 33 (1998); Auburn 37, Syracuse 34 (2003); Florida 49, Vanderbilt 42 (2005); Arkansas 24, Alabama 23 (2006); Arkansas 38, Mississippi State 31 (2010); Jacksonville State 49, Ole Miss 48 (2010); North Carolina 30, Tennessee 27 (2010); Tennessee 32, UAB 29 (2010); South Carolina 27, Missouri 24 (2013); Georgia 41, Georgia Tech 34 (2013); Auburn 27, Jacksonville State 20 (2015); Oklahoma 31, Tennessee 24 (2015)
1	60	Arkansas 16, Mississippi State 13 (1996); Kentucky 40, Alabama 34 (1997); Ole Miss 24, Central Florida 23 (1997); Alabama 20, Ole Miss 17 (1998); Tennessee 20, Florida 17 (1998); Ole Miss 37, LSU 31 (1998); Ole Miss 48, SMU 41 (1998); TCU 19, Vanderbilt 16 (1998); Alabama 40, Florida 39 (1999); Ole Miss 24, Auburn 17 (1999); Georgia Tech 51, Georgia 48 (1999); Vanderbilt 37, Ole Miss 34 (1999); Michigan 35, Alabama 34 (2000 Orange Bowl); Georgia 28, Purdue 25 (2000 Capital One Bowl); Arkansas 17, Mississippi State 10 (2000); Auburn 29, Georgia 26 (2000); Louisville 40, Kentucky 34 (2000); LSU 38, Tennessee 31 (2000); LSU 45, Mississippi State 38 (2000); Mississippi State 43, Texas A&M 41 (2000 Independence Bowl); Ole Miss 43, UNLV 40 (2000); Auburn 48, Louisiana Tech 41 (2001); Florida 30, Auburn 23 (2002); Tennessee 23, South Carolina 20 (2003); Georgia Tech 24, Vanderbilt 21 (2003); Georgia 34, Purdue 27 (2004 Capital One Bowl); LSU 22, Oregon State 21 (2004); Ole Miss 26, Vanderbilt 23 (1 OT) (2004); LSU 16, Alabama 13 (2005); LSU 20, Auburn 17 (2005); Tennessee 30, LSU 27 (2005); Mississippi State 16, UAB 10 (2006); Alabama 26, Ole Miss 23 (2006); LSU 23, Ole Miss 20 (2006); Georgia 26, Alabama 23 (2007); South Florida 26, Auburn 23 (2007); Tennessee 27, South Carolina 24 (2007); Alabama 27, LSU 21 (2008); UCLA 27, Tennessee 24 (2008); Arkansas 20, East Carolina 17 (2009); Auburn 38, Northwestern 35 (2009); Tennessee 30, Kentucky 24 (2009); LSU 33, Arkansas 30 (2009); Army 16, Vanderbilt 13 (2009); Auburn 27, Clemson 24 (2010); Florida 34, Georgia 31 (2010); LSU 9, Alabama 6 (2011); Mississippi State 26, Louisiana Tech 20 (2011); Tennessee 27, Vanderbilt 21 (2011); Louisiana-Monroe 34, Arkansas 31 (2012); Auburn 31, Louisiana-Monroe 28 (2012); Western Kentucky 32, Kentucky 31 (2012); Georgia 34, Tennessee 31 (2013); Mississippi State 24, Arkansas 17 (2013); Mississippi State 17, Ole Miss 10 (2013); Texas A&M 35, Arkansas 28 (2014); Tennessee 45, South Carolina 42 (2014); Alabama 20, LSU 13 (2014); South Carolina 23, Florida 20 (2014); Georgia Tech 30, Georgia 24 (2014); Wisconsin 34, Auburn 31 (2014); Texas A&M 28, Arkansas 21 (2015); Kentucky 34, Eastern Kentucky 27 (2015); Arkansas 53, Ole Miss 52 (2015); Florida 20, Florida Atlantic 14 (2015); Georgia 23, Georgia Southern 17 (2015).

RECORDS AND RESULTS



MISSISSIPPI STATE • MISSOURI • SOUTH CAROLINA • TENNESSEE • TEXAS A&M • VANDERBILT

ALL-TIME SEC OVERTIME GAME RESULTS (1996-2015)

YEAR	GAMES	RESULTS
1996	2	Georgia 56, Auburn 49 (4); Arkansas 16, Mississippi State 13 (1).
1997	2	Kentucky 40, Alabama 34 (1); Ole Miss 24, Central Florida 23 (1).
1998	6	Alabama 20, Ole Miss 17 (1); Tennessee 20, Florida 17 (1); Ole Miss 37, LSU 31 (1); Ole Miss 48, SMU 41 (1); TCU 19, Vanderbilt 16 (1); Vanderbilt 36, Duke 33 (2).
1999	6	Alabama 40, Florida 39 (1); Ole Miss 24, Auburn 17 (1); Georgia Tech 51, Georgia 48 (1); Vanderbilt 37, Ole Miss 34 (1); Michigan 35, Alabama 34 (1); Georgia 28, Purdue 25 (1).
2000	7	Arkansas 17, Mississippi State 10 (1); Auburn 29, Georgia 26 (1); Louisville 40, Kentucky 34 (1); LSU 38, Tennessee 31 (1); LSU 45, Mississippi State 38 (1); Mississippi State 43, Texas A&M 41 (1); Ole Miss 43, UNLV 40 (1).
2001	2	Arkansas 58, Ole Miss 56 (7); Auburn 48, La. Tech 41 (1).
2002	3	Auburn 37, Syracuse 34 (2); Tennessee 41, Arkansas 38 (6); Florida 30, Auburn 23 (1).
2003	6	Arkansas 34, Alabama 31 (3); Tennessee 23, South Carolina 20 (1); Georgia Tech 24, Vanderbilt 21 (1); Arkansas 71, Kentucky 63 (7); Tennessee 51, Alabama 43 (5); Georgia 34, Purdue 27 (1).
2004	2	LSU 22, Oregon State 21 (1); Ole Miss 26, Vanderbilt 23 (1).
2005	4	LSU 16, Alabama 13 (1); LSU 20, Auburn 17 (1); Florida 49, Vanderbilt 42 (2); Tennessee 30, LSU 27 (1).
2006	4	Arkansas 24, Alabama 23 (2); Mississippi State 16, UAB 10 (1); Alabama 26, Ole Miss 23 (1); LSU 23, Ole Miss 20 (1).
2007	7	Georgia 26, Alabama 23 (1); Arkansas 50, LSU 48 (3); South Florida 26, Auburn 23 (1); Kentucky 43, LSU 37 (3); Tennessee 52, Kentucky 50 (4); Tennessee 27, South Carolina 24 (1); Auburn 23, Clemson 20 (1).
2008	2	Alabama 27, LSU 21 (1); UCLA 27, Tennessee 24 (1)
2009	5	Arkansas 20, East Carolina 17 (1); Auburn 38, Northwestern 35 (1); Tennessee 30, Kentucky 24 (1); LSU 33, Arkansas 30 (1); Army 16, Vanderbilt 13 (1).
2010	6	Arkansas 38, Mississippi State 31 (2); Auburn 27, Clemson 24 (1); Florida 34, Georgia 31 (1); Jacksonville State 49, Ole Miss 48 (2); North Carolina 30, Tennessee 27 (2); Tennessee 32, UAB 29 (2)
2011	4	LSU 9, Alabama 6 (1); Michigan State 33, Georgia 30 (3); Mississippi State 26, Louisiana Tech 20 (1); Tennessee 27, Vanderbilt 21 (1)
2012	4	Louisiana-Monroe 34, Arkansas 31 (1); Auburn 31, Louisiana-Monroe 28 (1); Western Kentucky 32, Kentucky 31 (1); Missouri 51, Tennessee 48 (4).
2013	5	Mississippi State 24, Arkansas 17 (1); Georgia 34, Tennessee 31 (1); Georgia 41, Georgia Tech 34 (2); Mississippi State 17, Ole Miss 10 (1); South Carolina 27, Missouri 24 (2).
2014	7	Florida 36, Kentucky 30 (3); Texas A&M 35, Arkansas 28 (1); Tennessee 45, South Carolina 42 (1); Alabama 20, LSU 13 (1); South Carolina 23, Florida 20 (1); Georgia Tech 30, Georgia 24 (1); Wisconsin 34, Auburn 31 (1).
2015		Auburn 27, Jacksonville State 20 (2); Oklahoma 31, Tennessee 24 (2); Texas A&M 28, Arkansas 21 (1); Kentucky 34, Eastern Kentucky 27 (1); Arkansas 54, Auburn 46 (4); Arkansas 53, Ole Miss 52 (1); Florida 20, Florida Atlantic 14 (1); Georgia 23, Georgia Southern 17 (1)

COMPOSITE OVERTIME RECORDS

TEAM	2015	TOTAL	PCT.
Alabama	0-0	5-8	.385
Arkansas	2-1	11-6	.647
Auburn	1-1	8-7	.533
Florida	1-0	5-3	.625
Georgia	1-0	7-5	.583
Kentucky	1-0	3-6	.333
LSU	0-0	8-6	.571
Ole Miss	0-1	6-8	.429
Mississippi State	0-0	5-4	.556
Missouri	0-0	1-1	.500
South Carolina	0-0	2-3	.400
Tennessee	0-1	11-6	.647
Texas A&M	1-0	2-0	1.000
Vanderbilt	0-0	2-6	.250
TOTALS	7-4	76-69	.524



RECORDS AND RESULTS

ALABAMA • ARKANSAS • AUBURN • FLORIDA • GEORGIA • KENTUCKY • LSU • OLE MISS



Georgia's Aaron Murray became the first player in SEC history to throw for 3,000 yards in four consecutive seasons.



Vanderbilt's Kurt Page was the first quarterback in SEC history to pass for more than 3,000 yards in a season. He twice led the league in total offense.

SEC 3,000-YARD CLUB

TOTAL YARDS	PLAYER AND SCHOOL	GAMES	RUSHING ATT/YARDS	PASSING ATT/YARDS	RECEIVING CGT/YARDS	YEAR	TD RSP.
5,116	Johnny Manziel, Texas A&M	13	201/1,410	434/3,706	2012	47
4,873	Johnny Manziel, Texas A&M	13	144/759	429/4,114	2013	46
4,542	Chad Kelly, Ole Miss	13	107/500	458/4,042	2015	41
4,435	Dak Prescott, Mississippi State	13	210/986	477/3,793	2/35	2014	42
4,327	Cam Newton, Auburn	14	264/1,473	280/2,854	2010	50
4,181	Tim Tebow, Florida	13	210/895	350/3,286	2007	55
4,151	Tim Couch, Kentucky	11	64/-124	553/4,275	1998	37
3,904	Rex Grossman, Florida	11	34/8	395/3,896	2001	39
3,837	Blake Sims, Alabama	14	83/350	391/3,487	2014	35
3,827	Jared Lorenzen, Kentucky	11	76/140	554/3,687	2000	24
3,825	Aaron Murray, Georgia	14	59/-68	386/3,893	2012	39
3,805	Tim Tebow, Florida	14	217/910	314/2,895	2009	35
3,795	Ryan Mallett, Arkansas	13	44/-74	411/3,869	2010	36
3,793	Dak Prescott, Mississippi State	13	160/588	477/3,793	2015	39
3,789	Peyton Manning, Tennessee	12	49/-30	477/3,819	1997	39
3,759	Tim Couch, Kentucky	11	66/-125	547/3,884	1997	40
3,701	Bo Wallace, Ole Miss	13	131/355	437/3,346	2013	31
3,635	Tyler Wilson, Arkansas	13	60/-3	438/3,638	2011	28
3,595	Ryan Mallett, Arkansas	13	58/-29	403/3,624	2009	32
3,578	Tyler Bray, Tennessee	12	15/-34	451/3,612	2012	34
3,572	Eli Manning, Ole Miss	13	48/-28	441/3,600	2003	33
3,547	Brandon Allen, Arkansas	13	56/107	370/3,440	2015	31
3,525	Danny Wuerffel, Florida	12	63/-100	360/3,625	1996	41
3,516	André Woodson, Kentucky	13	69/-193	518/3,709	2007	43
3,513	Dylan Thompson, South Carolina	13	67/-72	451/3,564	2/21	2014	31
3,499	Matthew Stafford, Georgia	13	55/40	383/3,459	2008	26
3,490	Erik Ainge, Tennessee	14	16/-32	519/3,522	2007	31
3,482	Eric Zeier, Georgia	11	59/-43	425/3,525	1993	25
3,457	Eric Zeier, Georgia	11	21/104	433/3,396	1994	26
3,419	Tim Tebow, Florida	14	176/673	298/2746	2008	42
3,394	Tyler Wilson, Arkansas	11	41/7	401/3387	2012	21
3,384	Bo Wallace, Ole Miss	13	143/390	368/2,994	1/25	2012	31
3,378	Andre' Woodson, Kentucky	13	70/-137	419/3,515	2006	32
3,351	Rohan Davey, LSU	12	38/4	367/3,347	2001	18
3,346	Nick Marshall, Auburn	13	153/798	293/2,532	2/16	2014	31
3,337	Rex Grossman, Florida	13	58/-65	503/3,402	2002	23
3,288	Jay Cutler, Vanderbilt	11	106/215	462/3,073	2005	22
3,281	Stephen Garcia, South Carolina	14	105/222	349/3,059	2010	26
3,277	Dameyune Craig, Auburn	12	96/0	403/3,277	1997	22
3,276	Chris Leak, Florida	12	61/79	399/3,197	2004	31
3,275	Eli Manning, Ole Miss	13	39/-120	481/3,401	2002	23
3,271	JaMarcus Russell, LSU	13	52/142	342/3,129	2006	29
3,261	Aaron Murray, Georgia	11	53/186	347/3,075	2013	33
3,260	Aaron Murray, Georgia	14	87/111	403/3,149	2011	37
3,216	Aaron Murray, Georgia	13	87/167	342/3,049	2010	28
3,176	Shane Matthews, Florida	12	73/-29	463/3,205	1992	25
3,156	Peyton Manning, Tennessee	11	42/-131	380/3,287	1996	23
3,143	Mike Hartline, Kentucky	12	32/-35	405/3,178	2010	24
3,140	Shane Matthews, Florida	11	50/10	361/3,130	1/19	1991	30
3,127	David Greene, Georgia	14	69/-180	438/3,308	2003	14
3,125	Danny Wuerffel, Florida	11	46/-141	325/3,266	1995	37
3,125	Dusty Bonner, Kentucky	11	111/-141	465/3,266	1999	29
3,079	Nick Marshall, Auburn	14	172/1,068	239/1,976	1/35	2013	26
3,056	Steve Taneyhill, South Carolina	11	66/-38	389/3,094	2/26	1995	30
3,048	Stephen Garcia, South Carolina	13	120/186	432/2,862	2009	21
3,034	Kurt Page, Vanderbilt	11	60/-144	493/3,178	1983	16
3,014	Connor Shaw, South Carolina	13	154/558	284/2,447	1/9	2013	31

RECORDS AND RESULTS

MISSISSIPPI STATE • MISSOURI • SOUTH CAROLINA • TENNESSEE • TEXAS A&M • VANDERBILT



LONGEST PLAYS

RUSHING TOUCHDOWNS

Yds.	Rusher	Team and Opponent	Year
99	Kelsey Finch	Tennessee vs. Florida	1977
99	Broderick Green	Arkansas vs. Eastern Michigan	2009
98	Stanley Howell	Mississippi State vs. Sou. Miss.	1979
97	Blondy Black	Mississippi State vs. Duquesne	1942
97	John Avery	Ole Miss vs. Arkansas	1997
96	Chris Anderson	Alabama vs. Temple	1991
96	Emmitt Smith	Florida vs. Mississippi State	1988
95	Jesse Fatherree	LSU vs. Georgia	1935
95	Harry Gilmer	Alabama vs. Kentucky	1945
94	Sal Nicolo	LSU vs. Rice	1952
94	Stacey Simmons	Florida vs. Kentucky	1987

PASSING TOUCHDOWNS

Yds.	Passer and Receiver	Team and Opponent	Year
99	Cris Collinsworth to Derrick Gaffney	Florida vs. Rice	1977
99	Dondrial Pinkins to Troy Williamson	South Carolina vs. Virginia	2003
98	Dondrial Pinkins to Matthew Thomas	South Carolina vs. Ole Miss	2003
98	Aaron Murray to Reggie Davis	Georgia vs. North Texas	2013
97	Tim Couch to Craig Yeast	Kentucky vs. Florida	1998
96	Eric Kresser to Jacques Green	Florida vs. Northern Illinois	1995
96	Kerwin Bell to Ricky Nattiel	Florida vs. Georgia	1984
95	Johnny Manziel to Mike Evans	Texas A&M vs. Alabama	2013
94	Freddie Kitchens to Michael Vaughn	Alabama vs. Florida	1996
94	Cam Newton to Emory Blake	Auburn vs. UL Monroe	2010
94	Dylan Thompson to Damiere Byrd	South Carolina vs. UAB	2012
94	Anthony Jennings to Travis Dural	LSU vs. Sam Houston State	2014
93	Steve Taneyhill to Monty Means	South Carolina vs. La. Tech	1995
93	Buck Belue to Lindsay Scott	Georgia vs. Florida	1980
93	Kyle Morris to Stacey Simmons	Florida vs. Montana State	1988
93	Greg Talley to Kevin Maxwell	Georgia vs. Vanderbilt	1989
93	David Greene to Tyson Browning	Georgia vs. LSU (1)	2003
93	Chris Todd to Terrell Zachery	Auburn vs. Louisiana Tech	2009

FUMBLE-IN-AIR RETURNS

Yds.	Player	Team and Opponent	Year
100	Dexatar Stanphill	Sewanee vs. Florida	1936
100	Ken Kavanaugh	LSU vs. Rice	1937
99	Damian Swann	Georgia vs. Georgia Tech	2014
98	Millard Morris	Auburn vs. LSU	1934
97	Josh Morgan	Mississippi State vs. BYU	2000
96	Darrin Miller	Tennessee vs. Iowa	1987
96	Leonard Floyd	Georgia vs. Tennessee	2015
95	Ben Hanks	Florida vs. Arkansas	1995
94	George Mathews	Georgia Tech vs. Navy	1946
94	David Ray	Vanderbilt vs. Tulane	1958
91	Gusty Yearout	Auburn vs. Florida	1966
91	Cassius Ware	Ole Miss vs. Auburn	1992

KICKOFF RETURNS

Yds.	Returner	Team and Opponent	Year
100	Howard Bryan	Tulane vs. Georgia Tech	1933
100	Bobby Kellogg	Tulane vs. Ole Miss	1939
100	Pat Reen	Florida vs. Miami	1940
100	Lou Thomas	Tulane vs. N.Carolina	1941
100	Eddie Price	Tulane vs. Alabama	1947
100	Jim Burkett	Alabama vs. Duquesne	1949
100	Bobby Duke	Auburn vs. Mississippi State	1953
100	Jimmy Burson	Auburn vs. UT-Chatt	1960
100	Gary Martin	Alabama vs. Miami	1963

100	Ray Ogden	Alabama vs. Auburn	1964
100	Sammy Grezaffi	LSU vs. Tennessee	1967
100	George Ranager	Alabama vs. Auburn	1969
100	Vernon Studdard	Ole Miss vs. Alabama	1970
100	Willie Shelby	Alabama vs. Kentucky	1973
100	Preston Brown	Vanderbilt vs. Miss.	1977
100	Sam DeJarnette	Auburn vs. Mississippi State	1980
100	Willie Gault	Tennessee vs. Pittsburgh	1980
100	Glen Young	Mississippi State vs. LSU	1980
100	Eric Martin	LSU vs. Kentucky	1981
100	Pierre Goode	Alabama vs. Ole Miss	1988
100	Kurt Johnson	Kentucky vs. Georgia	1989
100	Jack Jackson	Florida vs. Mississippi State	1993
100	Madre Hill	Arkansas vs. LSU	1994
100	John Avery	Ole Miss vs. LSU	1996
100	John Avery	Ole Miss vs. Alabama	1997
100	Boo Williams	South Carolina vs. Vanderbilt	1997
100	Craig Yeast	Kentucky vs. Florida	1998
100	Peerless Price	Tennessee vs. Alabama	1998
100	Bo Carroll	Florida vs. LSU	1999
100	Leonard Scott	Tennessee vs. Georgia	1999
100	Deuce McAllister	Ole Miss vs. Arkansas	1999
100	Tim Carter	Auburn vs. LSU	2000
100	Derek Abney	Kentucky vs. Florida	2002
100	Fred Reid	Mississippi State vs. Memphis	2003
100	Tyrone Prothro	Alabama vs. Kentucky	2004
100	Felix Jones	Arkansas vs. Mississippi State	2005
100	Felix Jones	Arkansas vs. Ole Miss	2006
100	Keenan Burton	Kentucky vs. Louisville	2006
100	Derrick Locke	Kentucky vs. W. Kentucky	2008
100	Derrick Locke	Kentucky vs. Louisville	2009
100	Brandon Boykin	Georgia vs. Tennessee	2009
100	Brandon Boykin	Georgia vs. South Carolina	2009
100	Brandon Boykin	Georgia vs. Kentucky	2010
100	Onterio McCalebb	Auburn vs. Mississippi State	2012
100	Todd Gurley	Georgia vs. Buffalo	2012
100	Jaylen Walton	Ole Miss vs. Texas	2012
100	Jameon Lewis	Mississippi State vs. Ole Miss	2012
100	Andre Debose	Florida vs. Louisville	2012
100	Tre Mason	Auburn vs. Washington State	2013
100	Solomon Patton	Florida vs. Missouri	2013
100	Darrius Sims	Vanderbilt vs. South Carolina	2014
100	Leonard Fournette	LSU vs. Notre Dame	2014
100	Todd Gurley	Georgia vs. Clemson	2014
100	Brandon Holloway	Mississippi State vs. Southern Miss	2015

PUNT RETURNS

Yds.	Returner	Team and Opponent	Year
100	Howard Bryan	Tulane vs. Georgia Tech	1933
100	Bert Rechichar	Tenn. vs. Wash. & Lee	1950
100	Jim Campagna	Georgia vs. Vanderbilt	1952
100	Eddie Kennison	LSU vs. Mississippi State	1994
100	Keenan Burton	Kentucky vs. Louisville	2006
99	Thomas Brown	Georgia vs. Tennessee	2006
98	Ray Hapes	Ole Miss vs. SW Louisiana	1935
97	Hal Griffin	Florida vs. Miami	1946
97	Dicky Lyons	Kentucky vs. Houston	1966
97	Joe Adams	Arkansas vs. Ole Miss	2010
96	Ray Hapes	Ole Miss vs. Union	1936
96	John Hovious	Ole Miss vs. Georgia	1940
96	Dustin Harris	Texas A&M vs. South Carolina St.	2012
95	Ray Hapes	Ole Miss vs. SW Louisiana	1935
95	Rab Rodgers	Ole Miss vs. Memphis State	1935
95	Bobby Freeman	Auburn vs. Georgia	1953



RECORDS AND RESULTS

ALABAMA • ARKANSAS • AUBURN • FLORIDA • GEORGIA • KENTUCKY • LSU • OLE MISS

LONGEST PUNTS

Yds.	Punter	Team and Opponent	Year
92	Bill Smith	Ole Miss vs. Southern Miss	1984
89	Dixie Howell	Alabama vs. Tennessee	1933
*87	Rufus Deal	Auburn vs. Georgia Tech	1939
87	O.J. Key	Tulane vs. Florida	1946
87	Spike Jones	Georgia vs. Auburn	1967
86	Donnie Jones	LSU vs. Kentucky	2002
85	Gregg Gantt	Alabama vs. Mississippi State	1971
84	Mike Patrick	Mississippi State vs. Alabama	1974
83	Dixie Howell	Alabama vs. Kentucky	1933
*83	Billy Mann	Ole Miss vs. Tennessee	1938

LONGEST FIELD GOALS

Yds.	Kicker	Team and Opponent	Year
60	Fuad Reveiz	Tennessee vs. Georgia Tech	1982
60	Chris Perkins	Florida vs. Tulane	1984
60	Kevin Butler	Georgia vs. Clemson	1984
59	Cloyce Hinton	Ole Miss vs. Georgia	1969
59	Kevin Butler	Georgia vs. Ole Miss	1982
58	Cloyce Hinton	Ole Miss vs. Houston	1970
58	Allan Leavitt	Georgia vs. Vanderbilt	1976
58	Neil O'Donoghue	Auburn vs. Tennessee	1976
58	Brandau Coutu	Georgia vs. UL-Monroe	2005
57	Jim Gaylor	Tennessee vs. Kentucky	1977
57	Rex Robinson	Georgia vs. S. Carolina	1980
57	Rex Robinson	Georgia vs. Georgia Tech	1980
57	Kevin Butler	Georgia vs. Georgia Tech	1984
57	Van Tiffin	Alabama vs. Texas A&M	1985
57	Bryan Owen	Ole Miss vs. Tulane	1988
57	Philip Yost	Auburn vs. Western Kentucky	2003
56	John Riley	Auburn vs. Tennessee	1969
56	Brandon Coutu	Georgia vs. Kentucky	2005
56	Caleb Sturgis	Florida vs. Georgia	2009
56	Blair Walsh	Georgia vs. Coastal Carolina	2011
56	Marshall Morgan	Georgia vs. Tennessee	2013
56	Daniel Carlson	Auburn vs. Louisville	2015

LONGEST INTERCEPTION RETURNS

Yds.	Player	Team and Opponent	Year
100	Ray Hapes	Ole Miss vs. Ouachita	1937
100	Bob Davis	Kentucky vs. Wash. & Lee	1937
100	Frank Broyles	Georgia Tech vs. Clemson	1944
100	Ray Martin	Tennessee vs. Louisville	1953
100	Jackie Simpson	Florida vs. Mississippi State	1955
100	Joe Brodsky	Florida vs. Mississippi State	1956
100	Charlie Britt	Georgia vs. Florida	1959
100	Louis Guy	Ole Miss vs. Tennessee	1962
100	White Graves	LSU vs. Kentucky	1964
100	Dave Hunter	Kentucky vs. West Va.	1968
100	Greg Jackson	LSU vs. Mississippi State	1988
100	Jerrell Norton	Arkansas vs. North Texas	2007
100	Anthony Johnson	Mississippi State vs. Alabama	2007
100	Johnthan Banks	Mississippi State vs. Florida	2009
100	Walter McFadden	Auburn vs. Northwestern	2009
100	Rohan Gaines	Arkansas vs. Ole Miss	2014
100	Craig Loston	LSU vs. Mississippi State	2012
99	Bobby Wilson	Ole Miss vs. Florida	1948
99	Orlando Watters	Arkansas vs. LSU	1993
99	Odell Thurman	Georgia vs. Auburn	2003

LONGEST MISSED FIELD GOAL RETURNS

Yds.	Player	Team and Opponent	Year
100	Odell Beckham, Jr. (109 unoff.)	LSU vs. UAB	2013
100	Chris Davis (109 unoff.)	Auburn vs. Alabama	2013



Auburn's Chris Davis returned a missed field goal 100 yards for a touchdown as time expired to lead the Tigers to a 34-28 win over Alabama in 2013.



LSU's Odell Beckham, Jr., the 2014 NFL Offensive Rookie of the Year, returned a missed field goal 100 yards in the Tigers' 2013 win against UAB.

HONORS & ACCOLADES

MISSISSIPPI STATE • MISSOURI • SOUTH CAROLINA • TENNESSEE • TEXAS A&M • VANDERBILT



SEC FIRST ROUND NFL DRAFT SELECTIONS (1979-2016)

Year	Selection	Player, College	NFL Team	
2016	9	Leonard Floyd, Georgia	Bears	
	11	Vernon Hargreaves III, Florida	Buccaneers	
	13	Laremy Tunsil, Ole Miss	Dolphins	
	17	Keanu Neal, Florida	Falcons	
	18	Ryan Kelly, Alabama	Colts	
	23	Laquon Treadwell, Ole Miss	Vikings	
	29	Robert Nkemdiche, Ole Miss	Cardinals	
	31	Germain Ifedi, Texas A&M	Seahawks	
2015	3	Dante Fowler, Florida	Jaguars	
	4	Amari Cooper, Alabama	Raiders	
	10	Todd Gurley, Georgia	Rams	
	21	Cedric Ogbuehi, Texas A&M	Bengals	
	22	Bud Dupree, Kentucky	Steelers	
	23	Shane Ray, Missouri	Broncos	
	24	D.J. Humphries, Florida	Cardinals	
2014	1	Jadeveon Clowney, South Carolina	Texans	
	2	Greg Robinson, Auburn	Rams	
	6	Jake Matthews, Texas A&M	Falcons	
	7	Mike Evans, Texas A&M	Buccaneers	
	12	Odell Beckham, Jr., LSU	Giants	
	17	C.J. Mosley, Alabama	Ravens	
	19	Ja'Wuan James, Tennessee	Dolphins	
	21	Ha Ha Clinton-Dix, Alabama	Packers	
	22	Johnny Manziel, Texas A&M	Browns	
	23	Dee Ford, Auburn	Chiefs	
29	Dominique Easley, Florida	Patriots		
2013	2	Luke Joekel, Texas A&M	Jaguars	
	6	Barkevious Mingo, LSU	Browns	
	9	Dee Milliner, Alabama	Jets	
	10	Chance Warmack, Alabama	Titans	
	11	DJ Fluker, Alabama	Chargers	
	13	Sheldon Richardson, Missouri	Jets	
	17	Jarvis Jones, Georgia	Steelers	
	18	Eric Reid, LSU	49ers	
	23	Sharrif Floyd, Florida	Vikings	
	29	Cordarrelle Patterson, Tennessee	Vikings	
	30	Alec Ogletree, Georgia	Rams	
	32	Matt Elam, Florida	Ravens	
2012	3	Trent Richardson, Alabama	Browns	
	6	Morris Claiborne, LSU	Cowboys	
	7	Mark Barron, Alabama	Buccaneers	
	10	Stephon Gilmore, South Carolina	Bills	
	12	Fletcher Cox, Mississippi State	Eagles	
	14	Michael Brockers, LSU	Rams	
	17	Dre Kirkpatrick, Alabama	Bengals	
	18	Melvin Ingram, South Carolina	Chargers	
	25	Dont'a Hightower, Alabama	Patriots	
	2011	1	Cam Newton, Auburn	Panthers
		3	Marcell Dareus, Alabama	Bills
		4	A.J. Green, Georgia	Bengals
5		Patrick Peterson, LSU	Cardinals	
6		Julio Jones, Alabama	Falcons	
13		Nick Fairley, Auburn	Lions	
15		Mike Pouncey, Florida	Dolphins	
25		James Carpenter, Alabama	Seahawks	
28		Mark Ingram, Alabama	Saints	
32		Derek Sherrod, Mississippi State	Packers	

Year	Selection	Player, College	NFL Team
2010	5	Eric Berry, Tennessee	Chiefs
	7	Joe Haden, Florida	Browns
	8	Rolando McClain, Alabama	Raiders
	18	Maurkice Pouncey, Florida	Steelers
	20	Kareem Jackson, Alabama	Texans
	25	Tim Tebow, Florida	Broncos
	26	Dan Williams, Tennessee	Cardinals
2009	1	Matthew Stafford, Georgia	Lions
	3	Tyson Jackson, LSU	Chiefs
	6	Andre Smith, Alabama	Bengals
	12	Knowshon Moreno, Georgia	Broncos
	18	Robert Ayers, Tennessee	Broncos
	22	Percy Harvin, Florida	Vikings
	23	Michael Oher, Ole Miss	Ravens
24	Peria Jerry, Ole Miss	Falcons	
2008	4	Darren McFadden, Arkansas	Raiders
	5	Glenn Dorsey, LSU	Chiefs
	8	Derrick Harvey, Florida	Jaguars
	10	Jerod Mayo, Tennessee	Patriots
	14	Chris Williams, Vanderbilt	Bears
	22	Felix Jones, Arkansas	Cowboys
	2007	1	JaMarcus Russell, QB, LSU
6		LaRon Landry, S, LSU	Redskins
8		Jamaal Anderson, DE, Arkansas	Falcons
11		Patrick Willis, LB, Ole Miss	49ers
16		Justin Harrell, DT, Tennessee	Packers
17		Jarvis Moss, DE, Florida	Broncos
21		Reggie Nelson, S, Florida	Jaguars
23		Dwayne Bowe, WR, LSU	Chiefs
27		Robert Meachem, WR, Tennessee	Saints
29		Ben Grubbs, OG, Auburn	Ravens
30		Craig Davis, WR, LSU	Chargers
2006		11	Jay Cutler, QB, Vanderbilt
	16	Jason Allen, DB, Tennessee	Dolphins
	24	Johnathan Joseph, DB, South Carolina	Bengals
	30	Joseph Addai, RB, LSU	Colts
2005	2	Ronnie Brown, RB, Auburn	Dolphins
	5	Carnell Williams, RB, Auburn	Buccaneers
	7	Troy Williamson, WR, South Carolina	Vikings
	9	Carlos Rogers, CB, Auburn	Redskins
	14	Thomas Davis, S, Georgia	Panthers
	17	David Pollack, DE, Georgia	Bengals
	20	Marcus Spears, DE, LSU	Cowboys
	21	Matt Jones, WR, Arkansas	Jaguars
	25	Jason Campbell, QB, Auburn	Redskins
	26	Chris Spencer, C, Ole Miss	Seahawks
2004	1	Eli Manning, QB, Ole Miss	Chargers
	10	Dunta Robinson, DB, South Carolina	Texans
	15	Michael Clayton, WR, LSU	Buccaneers
	16	Shawn Andrews, OT, Arkansas	Eagles
	25	Ahmad Carroll, DB, Arkansas	Packers
	32	Ben Watson, TE, Georgia	Patriots
2003	4	Dewayne Robertson, DT, Kentucky	Jets
	6	Johnathan Sullivan, DT, Georgia	Saints
	20	George Foster, OT, Georgia	Broncos
	22	Rex Grossman, QB, Florida	Bears



HONORS & ACCOLADES

ALABAMA • ARKANSAS • AUBURN • FLORIDA • GEORGIA • KENTUCKY • LSU • OLE MISS

Year	Selection	Player, College	NFL Team
2002	9	John Henderson, DT, Tennessee	Jaguars
	13	Donte Stallworth, WR, Tennessee	Saints
	15	Albert Haynesworth, DT, Tennessee	Titans
	25	Charles Grant, DE, Georgia	Saints
	26	Lito Sheppard, DB, Florida	Eagles
	30	Kendall Simmons, OG, Auburn	Steelers
2001	3	Gerard Warren, DT, Florida	Browns
	6	Richard Seymour, DT, Georgia	Patriots
	13	Marcus Stroud, DT, Georgia	Jaguars
	14	Kenyatta Walker, OT, Florida	Buccaneers
	23	Deuce McAllister, RB, Ole Miss	Saints
2000	3	Chris Samuels, OT, Alabama	Redskins
	5	Jamal Lewis, RB, Tennessee	Ravens
	10	Travis Taylor, WR, Florida	Ravens
	12	Shaun Ellis, DE, Tennessee	Jets
	13	John Abraham, LB, South Carolina	Jets
	19	Shaun Alexander, RB, Alabama	Seahawks
1999	1	Tim Couch, QB, Kentucky	Browns
	7	Champ Bailey, DB, Georgia	Redskins
	15	Anthony McFarland, DT, LSU	Buccaneers
	16	Jevon Kearse, LB, Florida	Oilers
	18	Matt Stinchcomb, OT, Georgia	Raiders
	24	Reggie McGrew, DT, Florida	49ers
	26	Fernando Bryant, DB, Alabama	Jaguars
31	Al Wilson, LB, Tennessee	Broncos	
1998	1	Peyton Manning, QB, Tennessee	Colts
	9	Fred Taylor, RB, Florida	Jaguars
	13	Takeo Spikes, LB, Auburn	Bengals
	18	Robert Edwards, RB, Georgia	Patriots
	20	Terry Fair, DB, Tennessee	Lions
	23	Mo Collins, OT, Florida	Raiders
	26	Alan Faneca, OG, LSU	Steelers
	27	Victor Riley, OT, Auburn	Chiefs
	29	John Avery, RB, Ole Miss	Dolphins
	30	Marcus Nash, WR, Tennessee	Broncos
1997	7	Ike Hilliard, WR, Florida	Giants
	16	Reidel Anthony, WR, Florida	Buccaneers
	20	Dwayne Rudd, LB, Alabama	Vikings
	22	David LaFleur, TE, LSU	Cowboys
1996	10	Willie Anderson, OT, Auburn	Bengals
	13	Walt Harris, DB, Mississippi State	Bears
	18	Eddie Kennison, WR, LSU	Rams
	24	Eric Moulds, WR, Mississippi State	Bills
1995	6	Kevin Carter, DE, Florida	Rams
	15	Ellis Johnson, DT, Florida	Colts
	19	James Stewart, RB, Tennessee	Jaguars
1994	3	Heath Shuler, QB, Tennessee	Redskins
	9	Antonio Langham, DB, Alabama	Browns
	14	Bernard Williams, OT, Georgia	Eagles
	15	Wayne Gandy, OT, Auburn	Rams
	20	Tim Bowens, DT, Ole Miss	Dolphins
	26	Henry Ford, DE, Arkansas	Oilers
1993	3	Garrison Hearst, RB, Georgia	Cardinals
	5	John Copeland, DE, Alabama	Bengals
	6	Eric Curry, DE, Alabama	Buccaneers
	18	Earnest Dye, OT, South Carolina	Cardinals
	27	Todd Kelly, DE, Tennessee	49ers
	29	George Teague, DB, Alabama	Packers
1992	20	Dale Carter, DB, Tennessee	Chiefs
	23	Chris Mims, DE, Tennessee	Chargers

Year	Selection	Player, College	NFL Team
1991	7	Charles McRae, T, Tennessee	Buccaneers
	8	Antone Davis, T, Tennessee	Eagles
	12	Alvin Harper, WR, Tennessee	Cowboys
	15	Huey Richardson, LB, Florida	Steelers
	20	Kelvin Pritchett, DT, Ole Miss	Cowboys
	21	Harvey Williams, RB, LSU	Chiefs
1990	4	Keith McCants, LB, Alabama	Buccaneers
	17	Emmitt Smith, RB, Florida	Cowboys
	18	Tony Bennett, LB, Ole Miss	Packers
	22	Ben Smith, DB, Georgia	Eagles
24	Rodney Hampton, RB, Georgia	Giants	
1989	4	Derrick Thomas, LB, Alabama	Chiefs
	7	Tim Worley, RB, Georgia	Steelers
	10	Eric Hill, LB, LSU	Cardinals
	12	Trace Armstrong, DE, Florida	Bears
	23	David Williams, OT, Florida	Oilers
	25	Louis Oliver, DB, Florida	Dolphins
	28	Keith DeLong, LB, Tennessee	49ers
1988	1	Aundray Bruce, LB, Auburn	Falcons
	9	Terry McDaniel, DB, Tennessee	Raiders
	15	Anthony Miller, WR, Tennessee	Chargers
	21	Clifford Charlton, LB, Florida	Browns
	27	Wendell Davis, WR, LSU	Bears
1987	2	Cornelius Bennett, LB, Alabama	Colts
	4	Brent Fullwood, RB, Auburn	Packers
	27	Ricky Nattiel, WR, Florida	Broncos
1986	1	Bo Jackson, RB, Auburn	Buccaneers
	4	Jon Hand, DE, Alabama	Colts
	14	Gerald Robinson, DE, Auburn	Vikings
	15	John L. Williams, RB, Florida	Seahawks
	20	Will Wolford, T, Vanderbilt	Bills
	21	Tim McGee, WR, Tennessee	Bengals
	27	Neal Anderson, RB, Florida	Bears
1985	6	Lomas Brown, OT, Florida	Lions
	18	Freddie Joe Nunn, DE, Ole Miss	Cardinals
	19	George Adams, RB, Kentucky	Giants
	24	Alvin Toles, LB, Tennessee	Saints
	25	Emanuel King, DE, Alabama	Bengals
	27	Lorenzo Hampton, RB, Florida	Dolphins
1984	8	Leonard Coleman, DB, Vanderbilt	Colts
	11	Wilbur Marshall, LB, Florida	Bears
	17	Clyde Duncan, WR, Tennessee	Cardinals
1983	8	Michael Haddix, RB, Mississippi State	Eagles
	13	James Jones, RB, Florida	Lions
	16	Mike Pitts, DE, Alabama	Falcons
	18	Willie Gault, WR, Tennessee	Bears
1982	2	Johnnie Cooks, LB, Mississippi State	Colts
	11	Anthony Hancock, WR, Tennessee	Chiefs
	13	Lindsay Scott, WR, Georgia	Saints
1981	5	E.J. Junior, LB, Alabama	Cardinals
	24	James Brooks, RB, Auburn	Chargers
1980	14	Roland James, DB, Tennessee	Patriots
	21	Don McNeal, DB, Alabama	Dolphins
1979	6	Barry Krauss, LB, Alabama	Colts
	12	Charles Alexander, RB, LSU	Bengals
	14	Marty Lyons, DE, Alabama	Jets
	27	Robert Shaw, C, Tennessee	Cowboys

* - Does not include supplemental drafts. For SEC first-round draft selections prior to 1979, please go to the football link under www.secsports.com.

HONORS & ACCOLADES

MISSISSIPPI STATE • MISSOURI • SOUTH CAROLINA • TENNESSEE • TEXAS A&M • VANDERBILT



NATIONAL FOOTBALL FOUNDATION HALL OF FAME

PLAYERS

ALABAMA

- * QB A.T.S. (Pooley) Hubert, '25
- * HB Johnny Mack Brown, '25
- * Tackle Fred Sington, '30
- * FB Johnny Cain, '33
- End Don Hutson, '34
- TB Millard (Dixie) Howell, '34
- QB Riley Smith, '35
- Tackle Don Whitmire, '44
- HB Harry Gilmer, '48
- Center Vaughn Mancha, '47
- Center Lee Roy Jordan, '62
- Tackle Billy Neighbors, '62
- HB Johnny Musso, '71
- Guard John Hannah, '72
- LB Woodrow Lowe, '75
- End Ozzie Newsome, '77
- DT Marty Lyons, '78
- LB Cornelius Bennett, '86
- LB Derrick Thomas, '88

ARKANSAS

- End Wear K. Schoonover, '29
- HB Clyde Scott, '48
- G/LB Wayne Harris, '60
- HB Lance Alworth, '61
- C Ronnie Caveness, '64
- OL Loyd Phillips, '66
- End Chuck Dicus, '70
- DE Billy Ray Smith, '82

AUBURN

- * HB Jimmy Hitchcock, '32
- Center Walter Gilbert, '36
- FB Ed Dyas, '60
- Back Tucker Frederickson, '64
- QB Pat Sullivan, '72
- RB Bo Jackson, '85
- WR Terry Beasley, '71
- DT Tracy Rocker, '88

FLORIDA

- * End Dale Van Sickle, '28
- QB Steve Spurrier, '66
- DL Jack Youngblood, '70
- WR Carlos Alvarez, '71
- SE Wes Chandler, '77
- LB Wilber Marshall, '83
- RB Emmitt Smith, '89
- QB Danny Wuerffel, '96

GEORGIA

- * HB Robert McWhorter, '13
- * End Vernon "Catfish" Smith, '31
- FB Bill Hartman, '38
- HB Frank Sinkwich, '42
- HB Charles Trippi, '46
- QB John Rauch, '49
- QB Fran Tarkenton, '60
- DB Jake Scott, '68
- DT Bill Stanfill, '68
- CB/KR Scott Woerner, '80
- RB Herschel Walker, '82
- DB Terry Hoage, '83
- PK Kevin Butler, '84

KENTUCKY

- DB/RB/End Jerry Claiborne, '49
- Tackle Bob Gain, '50
- QB Vito "Babe" Parilli, '51
- OL/DL Steve Meilinger, '53
- OL Lou Michaels, '57
- DE Art Still, '77

LSU

- * QB G.E. (Doc) Fenton, '09
- QB Abe Mickal, '35
- End Gaynell Tinsley, '36
- End Ken Kavanaugh, '39
- HB Billy Cannon, '59
- HB Jerry Stovall, '62
- DB Tommy Casanova, '71
- QB Bert "The Ruston Rifle" Jones, '72
- TB Charles Alexander, '78

OLE MISS

- Tackle Frank (Bruiser) Kinard, '38
- HB Parker Hall, '39
- HB Doug Kenna, '41
- TB Charlie Conerly, '47
- End Barney Poole, '48
- FB Charlie Flowers, '59
- QB Jake Gibbs, '60
- QB Archie Manning, '71
- TE Wesley Walls, '88

MISSISSIPPI STATE

- Back Jackie Parker, '53
- LB D.D. Lewis, '67

SOUTH CAROLINA

- RB George Rogers, '80
- WR Sterling Sharpe, '87

TENNESSEE

- * Guard Nate Dougherty, '09
- * HB Eugene McEver, '31
- * QB Robert Lee Dodd, '30
- * Guard Herman Hickman, '31
- HB Beattie Feathers, '33
- End Bowden Wyatt, '38
- HB George Cafego, '39
- Guard Robert Suffridge, '40
- Guard Edward Molinski, '40
- HB Hank Lauricella, '52
- End Doug Atkins, '52
- Guard John Michels, '52
- Back Johnny Majors, '57
- Guard Steve DeLong, '65
- Center Bob Johnson, '68
- LB Steve Kiner, '69
- LB Frank Emanuel, '65
- OG Chip Kell, '70
- DT Reggie White, '83

VANDERBILT

- * FB John J. Tigert, '04
- * Tackle Josh Cody, '20
- * End Lynn Bomar, '24
- * QB William Spears, '27
- Center Carl Hinkle, '37

COACHES

Name and Alma Mater

School(s)

- Bill Alexander (Georgia Tech) Georgia Tech
- * Charles Bachman (Florida) Florida, DePauw, Northwestern, Kansas, Michigan State
- * Dana X. Bible (Carson-Newman) LSU
- * Bernie Bierman (Minnesota) Mississippi State, Tulane
- Frank Broyles (Georgia Tech) Missouri, Arkansas
- Paul (Bear) Bryant (Alabama) Kentucky, Alabama
- Wally Butts (Mercer) Georgia
- Bobby Dodd (Tennessee) Georgia Tech
- Jerry Claiborne (Kentucky) Kentucky
- Doug Dickey (Florida) Tennessee, Florida
- * Mike Donahue (Yale) Auburn, LSU
- Vince Dooley (Auburn) Georgia
- Pat Dye (Georgia) Auburn
- Bill Edwards (Wittenberg) Vanderbilt
- Phillip Fulmer (Tennessee) Tennessee
- Ray Graves (Tennessee) Florida
- * John Heisman (Penn) Auburn, Georgia Tech
- Lou Holtz (Kent State) Arkansas, Georgia Tech
- Frank Howard (Clemson) Alabama
- Morley Jennings (Mississippi State) Baylor

Name and Alma Mater

School(s)

- L.M. (Biff) Jones LSU
- Ralph (Shug) Jordan (Auburn) Auburn
- Charlie McClendon (Kentucky) LSU
- Dan McGugin (Michigan) Vanderbilt
- Allyn McKeen (Tennessee) Mississippi State
- Bernie Moore (Carson-Newman) LSU
- * Ray Morrison (Vanderbilt) SMU, Vanderbilt, Temple
- Jess Neely (Vanderbilt) Southwestern, Clemson, Rice
- R.R. Neyland (Army) Tennessee
- Darrell Royal (Oklahoma) Mississippi State
- Henry "Red" Sanders (Vanderbilt) Vanderbilt
- * Clark Shaughnessy (Minnesota) Tulane
- Francis Schmidt Tulsa, Arkansas, TCU, Ohio State, Idaho
- Gene Stallings (Texas A&M) Texas A&M/Alabama
- Frank Thomas (Notre Dame) Alabama
- Thad (Pie) Vann (Ole Miss) Southern Miss
- John Vaught (TCU) Ole Miss
- * Wallace Wade (Brown) Alabama
- G.S. (Pop) Warner (Cornell) Georgia
- Bowden Wyatt (Tennessee) Arkansas/Tennessee

* Participated before SEC was organized.



HONORS & ACCOLADES

ALABAMA • ARKANSAS • AUBURN • FLORIDA • GEORGIA • KENTUCKY • LSU • OLE MISS

AWARD WINNERS

Heisman Trophy

Presented to the nation's outstanding college football player by Downtown Athletic Club of New York.

- 1942 HB – Frank Sinkwich, Georgia
- 1959 HB – Billy Cannon, LSU
- 1966 QB – Steve Spurrier, Florida
- 1971 QB – Pat Sullivan, Auburn
- 1982 RB – Herschel Walker, Georgia
- 1985 RB – Bo Jackson, Auburn
- 1996 QB – Danny Wuerffel, Florida
- 2007 QB – Tim Tebow, Florida
- 2009 RB – Mark Ingram, Alabama
- 2010 QB – Cam Newton, Auburn
- 2012 QB – Johnny Manziel, Texas A&M
- 2015 RB – Derrick Henry, Alabama

Maxwell Award

Presented to the nation's outstanding college football player by the Maxwell Football Club of Philadelphia

- 1946 HB – Charley Trippi, Georgia
- 1982 RB – Herschel Walker, Georgia
- 1996 QB – Danny Wuerffel, Florida
- 1997 QB – Peyton Manning, Tennessee
- 2003 QB – Eli Manning, Ole Miss
- 2007 QB – Tim Tebow, Florida
- 2008 QB – Tim Tebow, Florida
- 2010 QB – Cam Newton, Auburn
- 2013 QB – AJ McCarron, Alabama
- 2015 RB – Derrick Henry, Alabama

Outland Trophy

Honoring the outstanding interior lineman in the United States, selected by the Football Writers Association of America

- 1950 T – Bob Gain, Kentucky
- 1958 G – Zeke Smith, Auburn
- 1964 T – Steve DeLong, Tennessee
- 1968 T – Bill Stanfill, Georgia
- 1988 DT – Tracy Rocker, Auburn
- 1999 OT – Chris Samuels, Alabama
- 2000 DT – *John Henderson, Tennessee
- 2007 DT – Glenn Dorsey, LSU
- 2008 OT – *Andre Smith, Alabama
- 2011 OT – *Barrett Jones, Alabama
- 2012 OT – Luke Joeckel, Texas A&M

Manning Award

Honoring the outstanding college quarterback

- 2006 JaMarcus Russell, LSU
- 2010 Cam Newton, Auburn
- 2012 Johnny Manziel, Texas A&M

Jim Thorpe Award

First presented in 1986 to honor the nation's best defensive back by the Jim Thorpe Athletic Club of Oklahoma City.

- 1993 Antonio Langham, Alabama
- 1996 Lawrence Wright, Florida
- 2004 Carlos Rogers, Auburn
- 2009 Eric Berry, Tennessee
- 2010 Patrick Peterson, LSU
- 2011 Morris Claiborne, LSU
- 2012 Johnthan Banks, Mississippi State

Fred Biletnikoff Award

Honoring the outstanding college wide receiver, presented by FWAA

- 2001 Josh Reed, LSU
- 2014 Amari Cooper, Alabama

Vince Lombardi/Rotary Award

Honoring the outstanding college lineman of the year, sponsored by the Rotary Club of Houston

- 1986 LB – Cornelius Bennett, Alabama
- 1988 DT – Tracy Rocker, Auburn
- 2004 DE – David Pollack, Georgia
- 2007 DT – Glenn Dorsey, LSU
- 2010 DT – Nick Fairley, Auburn

Butkus Award

Emblematic of the top collegiate linebacker, established by the Downtown Athletic Club of Orlando.

- 1988 Derrick Thomas, Alabama
- 2006 Patrick Willis, Ole Miss
- 2009 Rolando McClain, Alabama
- 2013 C.J. Mosley, Alabama

Ray Guy Award

Recognizes the nation's top punter, presented by the Greater Augusta Sports Council.

- 2009 Drew Butler, Georgia
- 2010 Chas Henry, Florida

Lou Groza Award

Presented for the first time in 1992 to honor the nation's top collegiate place-kicker. Sponsored by the Palm Beach County Sports Authority in conjunction with the Orange Bowl Committee.

- 1993 Judd Davis, Florida
- 2003 Jonathan Nichols, Ole Miss

Davey O'Brien Award

Presented to the nation's best quarterback by the FWAA

- 1995 Danny Wuerffel, Florida
- 1996 Danny Wuerffel, Florida
- 1997 Peyton Manning, Tennessee
- 2007 Tim Tebow, Florida
- 2010 Cam Newton, Auburn
- 2012 Johnny Manziel, Texas A&M

Mike Fox/Bronko Nagurski Award

Selected by the FWAA and the Charlotte, N.C., Touchdown Club and given to the nation's top defensive player.

- 1998 Champ Bailey, Georgia
- 2007 Glenn Dorsey, LSU

Johnny Unitas Golden Arm Award

Selected by the Kentucky Chapter of the National Football Foundation and given to the nation's top senior quarterback

- 1994 Jay Barker, Alabama
- 1996 Danny Wuerffel, Florida
- 1997 Peyton Manning, Tennessee
- 2003 Eli Manning, Ole Miss
- 2013 AJ McCarron, Alabama

Chuck Bednarik Trophy

Recognizes the nation's top defensive player, presented by the Maxwell Club.

- 2004 DE – David Pollack, Georgia
- 2010 DB – Patrick Peterson, LSU
- 2011 DB – Tyrann Mathieu, LSU

John Mackey Award

Recognizes the nation's top tight end, presented by the Nassau County (N.J.) Sports Commission

- 2009 Aaron Hernandez, Florida
- 2010 D.J. Williams, Arkansas
- 2015 Hunter Henry, Arkansas

Mosi Tatupu Award

Recognizes the nation's top special teams player, presented by the Honolulu and Maui Quarterback Clubs.

- 2002 Glenn Pakulak, Kentucky

Doak Walker Award

Presented to the nation's best running back among Division IA juniors or seniors, sponsored by the GTE/Southern Methodist Athletic Forum.

- 1992 Garrison Hearst, Georgia
- 2006 Darren McFadden, Arkansas
- 2007 Darren McFadden, Arkansas
- 2011 Trent Richardson, Alabama
- 2015 RB – Derrick Henry, Alabama

Rimington Award

Recognizes the nation's top center.

- 2004 Ben Wilkerson, LSU
- 2007 Jonathan Luigs, Arkansas
- 2009 Maurkice Pouncey, Florida
- 2012 Barrett Jones, Alabama
- 2014 Reese Dismukes, Auburn
- 2015 Ryan Kelly, Alabama

Ted Hendricks Award

Recognizes the nation's top defensive end.

- 2003 David Pollack, Georgia
- 2004 David Pollack, Georgia

Lott Trophy

Recognizes athletic performance and character. Presented by The Pacific Club IMPACT Foundation of Newport Beach, Calif.

- 2004 David Pollack, Georgia
- 2005 DeMeco Ryans, Alabama
- 2007 Glenn Dorsey, LSU

Wuerffel Trophy

Presented to college football player who combines exemplary community service with academic and athletic achievement.

- 2004 David Pollack, Georgia
- 2008 Tim Tebow, Florida
- 2014 Deterian Shackelford, Ole Miss

Paul Hornung Award

Presented to the nation's most versatile player

- 2011 Brandon Boykin, Georgia
- 2013 Odell Beckham, Jr., LSU

HONORS & ACCOLADES

MISSISSIPPI STATE • MISSOURI • SOUTH CAROLINA • TENNESSEE • TEXAS A&M • VANDERBILT



SEC ALL-AMERICANS

NOTE: First team members only; AP (Associated Press), UP (United Press), INS (International News Service), UPI (United Press-International), NEA (Newspaper Enterprises Association), CP (Central Press), FWAA (Football Writers of America Association), Coaches (American Football Coaches Association), AAB (All-American Board), Camp (Walter Camp), Rice (Grantland Rice), Spt. News (Sporting News), FB News (Football News), FD (Football Digest), QB (Quarterback), CBS (Network/CBS Sportsline), NBC (National Broadcasting), CS (College Sports), SH (Scripps Howard), Rivals (Rivals.com), CNN/SI.com (CNN/Sports Illustrated), ESPN.com; CollegeFootballNews.com (CFN) and Pro Football Weekly (PFW).

ALABAMA

- 1915** W.T. "Bully" Van de Graaff, Tackle
- 1925** A.T.S. "Pooley" Hubert, QB
- 1926** Hoyt "Wu" Winslett, End (NCAA Guide)
- 1929** Tony Holm, FB (NCAA Guide)
- 1930** Fred Sington, Tackle (AP, UP, INS, NEA, AAB, Rice, Colliers, NY Sun, Coll. Humor)
- 1931** Johnny Cain, FB (UP, All-American Board)
- 1932** Johnny Cain, FB (NY Sun, College Humor)
- 1933** Tom Hupke, Guard (Associated Press)
- 1934** Don Hutson, End (AP, UP, INS, NEA, Rice, Collier's, NY Sun, CP, NCAA Guide)
- Bill Lee, Tackle (AP, UP, INS, CP, Collier's, AAB, College-Humor)
- Millard "Dixie" Howell, HB (AP, UP, INS, NEA, Rice, Collier's, NY Sun, NCAA Guide, CP)
- 1935** Riley Smith, QB (AP, UP, INS, CP, NY Sun, Rice)
- 1936** Arthur "Tarzan" White, Guard (NCAA Guide)
- 1937** James Ryba, Tackle (NCAA Guide)
- Leroy Monsky, Guard (AP, UP, INS, NEA, AAB, NY Sun, Rose)
- Joe Kilgrow, HB (NCAA Guide)
- 1939** Carey Cox, Center (NCAA Guide)
- 1941** Holt Rast, End (AP, UP, INS, NEA, AAB, NY Sun, Rice, Collier's)
- 1942** Don Whitmire, Tackle (NCAA Guide)
- Joe Domnanovich, Center (AP, UP, INS, NEA, AAB, Rice, Collier's)
- 1945** Vaughn Mancha, Center (AP, UP, INS, NEA, AAB, Rice, Collier's)
- Harry Gilmer, TB (UPI, Spt. News, Post)
- 1950** Eddie Salem, HB (AP)
- 1952** Bobby Marlow, HB (Athletic Pub.)
- 1954** George Mason, Tackle, (FD)
- 1961** Billy Neighbors, Tackle (AP, UPI, NEA, CP, FWAA, Coaches, Sp. News, FB News)
- 1962** Lee Roy Jordan, Center (AP, UPI, NEA, CP, FWAA, Coaches, Time, NY News, CBS)
- 1964** Dan Kearley, Tackle (Associated Press)
- Wayne Freeman, Guard (NEA, NY News)
- Joe Namath, QB (Litkenhouse)
- David Ray, HB (FB News)
- 1965** Paul Crane, Center (AP, UPI, NEA, FWAA, Coaches, NY News)
- Steve Sloan, QB (FB News)
- 1966** Cecil Dowdy, Guard (AP, UPI, NEA, CP, FWAA, Coaches, NY News)
- Ray Perkins, End (AP, NEA, FWAA, Coaches)
- Bobby Johns, DB (Central Press)
- Richard Cole, Tackle (FB News)
- 1967** Dennis Homan, Rcv (AP, UPI, CP, FWAA, Coaches, Camp, Time, Spt. News, NY News)
- Bobby Johns, DB (UPI, Coaches, Camp, FB News)
- Ken Stabler, QB (FB News)
- 1968** Mike Hall, LB (CP, Camp, FB News)
- Sam Gellerstedt, Guard (FB News)
- 1969** Alvin Samples, Guard (CP, FB News)
- 1970** Johnny Musso, TB (Camp, FB News)
- 1971** Johnny Musso, TB (UPI, CP, FWAA, Camp, Coaches, Time, FB News)
- John Hannah, Tackle (Coaches)
- 1972** John Hannah, Guard (AP, UPI, NEA, FWAA, Coaches, Camp, Time, Spt. News, FB News, Gridiron)
- Jim Krapf, Center (Coaches)
- John Mitchell, End (Coaches)
- 1973** Buddy Brown, Tackle (AP, UPI, NEA, FWAA, Coaches)
- Woodrow Lowe, LB (NEA, FWAA)
- Wayne Wheeler, WR (Camp, Spt. News, FB News, Universal Spts.)
- 1974** Leroy Cook, DE (AP, FWAA)
- Woodrow Lowe, LB (UPI, Camp, FB News)
- Mike Washington, DB (NEA, Time, FB News)
- Sylvester Croom, Center (Coaches)
- 1975** Leroy Cook, DE (AP, UPI, FWAA, Coaches, Camp, FB News)
- Woodrow Lowe, LB (UPI)
- 1977** Ozzie Newsome, WR (AP, NEA, FWAA, Camp, Coaches, Spt. News, FB News)
- 1978** Marty Lyons, DT (AP, FWAA, Spt. News, FB News, NEA)
- Barry Krauss, LB (Spt. News)
- 1979** Jim Bunch, OT (AP, Coaches, FWAA)
- Don McNeal, DB (NEA, Spt. News)
- Dwight Stephenson, Center (FB News)
- 1980** E.J. Junior, DE (AP, UPI, NEA, FWAA, Coaches, Camp, Spt. News)
- Thomas Boyd, LB (Camp)
- 1981** Tommy Wilcox, DB (AP, UPI, Coaches, Camp, FB News)
- Thomas Boyd, LB (NEA, Camp)
- 1982** Mike Pitts, DE (UPI, Coaches, FB News, FWAA)
- Jeremiah Castille, DB (Coaches, Kodak)
- Tommy Wilcox, DB (Walter Camp)
- 1984** Cornelius Bennett, LB (Spt. News, FB News)
- 1985** Cornelius Bennett, LB (FB News, Camp, Spt. News)
- Jon Hand, DT (Spt. News)
- 1986** Cornelius Bennett, LB (AP, UPI, FB News, Spt. News, Scripps-Howard, Camp, College & Pro Weekly FWAA, Coaches)
- Bobby Humphrey, RB (College & Pro Weekly)
- Van Tiffin, PK (Scripps-Howard, College & Pro Weekly)
- 1987** Bobby Humphrey, RB (Camp, Spt. News)
- 1988** Kermit Kendrick, DB (College & Pro Weekly)
- Derrick Thomas, LB (AP, UPI, Coaches, FWAA, Camp, Scripps-Howard, Spt. News, FB News, College & Pro Weekly, Gannett News)
- 1989** John Mangum, DB (FB News)
- Keith McCants, LB (AP, UPI, Coaches, FWAA, Camp, Scripps Howard, Spt. News, FB News)
- 1990** Philip Doyle, PK (AP, Camp, Coaches, FB News, FWAA, Kodak, Scripps Howard)
- 1992** John Copeland, DE (AP, Kodak, Camp, FB News, FWAA, Spt. News)
- Eric Curry, DE (AP, UPI, Kodak, Camp, Spt. News)
- 1993** Antonio Langham, DE (AP, UPI, Coaches, Camp, FB News, FWAA, Scripps Howard, Spt. News)
- David Palmer, WR (AP, UPI, Coaches, Camp, FB News, FWAA, Spt. News)
- Michael Proctor, PK (FB News)
- 1994** Michael Proctor, PK (Coaches)
- 1996** Kevin Jackson, DB (AP, Football News, Football Writers, Coaches, Spt. News)
- Dwayne Rudd, LB (Coaches)
- Michael Myers, DT (Spt. News)
- 1999** Chris Samuels, OL (AP, Walter Camp, AFCA, FB News, FWAA, Spt. News)
- Shaun Alexander, RB (AFCA)
- 2005** DeMeco Ryans, LB (WC, AFCA, ESPN.com, AP, CBS, Spt. News, Rivals, FWAA)
- 2008** Andre Smith, OL (Consensus)
- Antoine Caldwell, C (Consensus)
- Terrence Cody, DL (Consensus)
- 2009** Mike Johnson, OL (AP, Camp, AFCA, SI, Spt. News)
- Mark Ingram, RB (Consensus)
- Leigh Tiffin, PK (AP)
- Terrence Cody, DT (AP, Camp, FWAA)
- Rolando McClain, LB (Consensus)
- Javier Arenas, DB/PR (AP, AFCA)
- 2010** Mark Barron (FWAA)
- 2011** Barrett Jones, OT (Consensus)
- Trent Richardson, RB (Consensus)
- Dont'a Hightower, LB (Consensus)



HONORS & ACCOLADES

ALABAMA • ARKANSAS • AUBURN • FLORIDA • GEORGIA • KENTUCKY • LSU • OLE MISS

- Mark Barron, DB (Consensus)
- Courtney Upshaw, LB (ESPN,CBS,FWAA, PFW, Slcom)
- DeQuan Menzie, DB (AFCA)
- Dre Kirkpatrick, DB (FWAA, PFW)
- 2012** Barrett Jones, C (Consensus)
- Chance Warmack, OL (Consensus)
- C.J. Mosley, LB (Consensus)
- Dee Milliner, DB (Consensus)
- D.J. Fluker, OT (CBS)
- 2013** Ha Ha Clinton-Dix (Coaches, FWAA, Spt. News)
- Cyrus Kouandjio, OL (AP, Camp, CBS, Coaches, FWAA)
- AJ McCarron, QB (Camp, Coaches)
- C.J. Mosley, LB (AP, Camp, CBS Coaches, FWAA, Spt. News)
- 2014** Landon Collins, DB (Consensus)
- Amari Cooper, WR (Consensus)
- Trey DePriest, LB (AFCA)
- Arie Kouandjio, OL (AFCA, SI)
- JK Scott, P (SI, Spt. News)
- 2015** Derrick Henry, RB (Consensus)
- Ryan Kelly, C (FWAA, Spt. News, Camp, AFCA)
- Reggie Ragland, LB (Consensus)
- A'Shawn Robinson, DL (AP, FWAA, Spt. News, AFCA, SI, CBS)

ARKANSAS

(Editor's Note: Team names are not available for all of Arkansas All-America players.)

- 1929** Wear Schoonover, E
- 1937** Jim Benton, E
- 1948** Clyde Scott, TB (AFCA, AP)
- 1954** Bud Brooks, G (AFCA, AP, FWAA, Camp)
- 1959** Jim Mooty, HB (AP)
- 1960** Wayne Harris, LB (FWAA)
- 1961** Lance Alworth, HB (FWAA)
- 1962** Billy Moore, QB (FWAA)
- 1964** Ronnie Caveness, C (FWAA, Spt. News)
- 1965** Bobby Crockett, E (FWAA)
- Glen Ray Hines, OT (AFCA, AP, FWAA, Camp)
- Loyd Phillips, DT (AFCA, AP, Camp)
- 1966** Martine Bercher, S (Coaches, UPI)
- Loyd Phillips, DT (AFCA, AP, FWAA, Spt. News, Camp)
- 1968** Jim Barnes, G (AP)
- 1969** Rodney Brand, C (AP, FWAA, Camp)
- Chuck Dicus, E (AFCA)
- Cliff Powell, LB (AFCA)
- 1970** Dick Bumpas, DT (AP)
- Chuck Dicus, E (AFCA, AP, Camp)
- Bruce James, DE (FWAA)
- Bill McClard, PK (FWAA)

- 1971** Bill McClard, PK (FWAA, Spt. News)
- 1976** Steve Little, PK (AFCA)
- 1977** Leotis Harris, G (AFCA, AP, Camp)
- Steve Little, PK (AP, FWAA, TSN)
- 1978** Dan Hampton, DT (AFCA)
- Jimmy Walker, DT (FWAA)
- 1979** Greg Kolenda, OT (AFCA, AP, FWAA, Camp)
- 1981** Bruce Lahay, PK (FWAA)
- Billy Ray Smith, DE (AFCA, AP, FWAA, Spt. News, Camp)
- 1982** Steve Korte, OG (AFCA, AP, FWAA, Spt. News)
- Billy Ray Smith, DE (AFCA, AP, FWAA, Spt. News, Camp)
- 1983** Ron Furot, DE (VPI)
- 1986** Greg Horne, P (AFCA)
- 1987** Tony Cherico, NG (AFCA)
- 1988** Wayne Martin, DT (AFCA, FWAA, Spt. News)
- Kendall Trainor, PK (AFCA, AP, Spt. News, Camp)
- 1989** Jim Mabry, OT (AFCA, AP, Camp)
- 1998** Brandon Burlsworth, OG (Football News)
- 2001** Jermaine Petty, LB (Coaches)
- 2002** Shawn Andrews, OT (CNNSI, FWAA, AFCA, TSN, ESPN, AP)
- 2003** Shawn Andrews, OT (AP, SI.com, Camp, ESPN.com, Coaches, FWAA, TSN)
- 2005** Felix Jones, KR (CFN)
- 2006** Darren McFadden, RB (AP, Camp, FWAA, AFCA)
- 2007** Darren McFadden, RB (AP, Camp, AFCA, FWAA)
- Jonathan Luigs, C (Camp, FWAA)
- Felix Jones, KR (Camp)
- 2011** Joe Adams, RS/AP (Consensus)
- 2015** Hunter Henry, TE (AP, Spt. News, Camp, AFCA)
- Sebastian Tretola, OL (SI)

AUBURN

- 1932** Jimmy Hitchcock, HB (NCAA Guide)
- 1937** Walter Gilbert, Center
- 1942** Ray (Monk) Gafford, HB (NCAA Guide)
- 1944** Caleb (Tex) Warrington, Center (NCAA Guide)
- 1949** Travis Tidwell, QB (Williamson)
- 1954** Jim Pyburn, End (Athletic Pub.)
- 1955** Frank D'Agostino, Tackle (AP, Collier's, NY News, Hearst)
- Joe Childress, FB (FWAA)
- Fob James, HB (INS, Movietone News)
- 1957** Jimmy Phillips, End (AP, UPI, INS, NEA, CP, FWAA-Look, Coaches, Hearst, Spt. News, Today, NBC)
- 1958** Zeke Smith, Guard (AP, NEA, CP, FWAA-Look, Time)
- Jackie Burkett, Center (Coaches, Time)
- 1959** Zeke Smith, Guard (Coaches, Time)

- Ken Rice, Tackle, (NEA, FWAA-Look)
- 1960** Ken Rice, Tackle (AP, UPI, CP, FWAA-Look, Coaches, Time, Spt. News, NBC)
- Ed Dyas, FB (FWAA-Look)
- 1963** Jimmy Sidle, QB (AP, FWAA-Look, FB News)
- 1964** Tucker Frederickson, FB (AP, NEA, CP, FWAA-Look, Time, NY News, Spt. News)
- 1965** Jack Thornton, Tackle (NEA)
- Billy Cody, LB (FB News)
- 1967** Freddie Hyatt, End (FB News)
- 1968** Dave Campbell, Tackle (NEA)
- 1969** Buddy McClinton, Safety (AP, UPI, CP, FWAA-Look, Coaches, FB News, Camp)
- 1970** Larry Willingham, DB (UPI, NEA, CP, FWAA-Look, Coaches, Spt. News, FB News, Time)
- Terry Beasley, End/Flanker (FB News)
- Pat Sullivan, QB (FB News)
- 1971** Pat Sullivan, QB (AP, UPI, NEA, CP, FWAA, Coaches, Camp, Spt. News, FB News, Time)
- Terry Beasley, WR (AP, UPI, NEA, CP, FWAA, Coaches, Camp, Spt. News, FB News, Time)
- 1973** Steve Taylor, Center (Universal Spt.)
- 1974** Ken Bernich, LB (AP, Coaches, Camp)
- Mike Fuller, Safety (FB News)
- 1976** Neil O'Donoghue, PK (Spt. News)
- 1981** Keith Uecker, OT (Mizlou)
- 1983** Bo Jackson, RB (AP, UPI, Coaches, FWAA, FB News)
- 1984** Gregg Carr, LB (AP, UPI, Coaches, FB News, Camp)
- 1985** Bo Jackson, RB (AP, UPI, FB News, Camp, Coaches, Scripps-Howard, FWAA, Spt. News, College & Pro Weekly, Scripps-Howard)
- Lewis Colbert, P (Coaches, Spt. News)
- Ben Tamburello, C (FB News)
- 1986** Brent Fullwood, TB (AP, UPI, FB News, Spt. News, Scripps-Howard, Camp, College & Pro Weekly, FWAA, Coaches)
- Ben Tamburello, C (AP, UPI, Spt. News, Scripps-Howard, Camp, College & Pro Weekly, FWAA, Coaches)
- 1987** Aundray Bruce, OLB (Coaches, Camp, Scripps-Howard, UPI, Spt. News)
- Tracy Rocker, DT (Camp, FWAA, Scripps-Howard, FB News, UPI, College & Pro Weekly)
- Stacy Searels, OT (FB News, AP)
- Kurt Crain, LB (AP)
- 1988** Tracy Rocker, DT (AP, UPI, Coaches, FWAA, Camp, Scripps-Howard, Spt. News, FB News, College & Pro Weekly, Gannett)
- Walter Reeves, TE (Spt. News)
- Benji Roland, NG (Spt. News)
- 1989** Ed King, OG (AP, FWAA, FB News, Scripps-Howard, Camp)
- Craig Ogletree, LB (Spt. News)

HONORS & ACCOLADES



MISSISSIPPI STATE • MISSOURI • SOUTH CAROLINA • TENNESSEE • TEXAS A&M • VANDERBILT

- 1990** Ed King, OG (AP, Camp, Coaches, FB News, FWA, Scripps Howard)
David Rocker, DL (Camp, Coaches)
- 1993** Terry Daniel, P (AP, Coaches, Camp, FB News, FWA, Spt. News)
Wayne Gandy, OT (AP, UPI, FWA, Scripps Howard, Spt. News)
- 1994** Brian Robinson, DB (AP, CS, FB News, UPI)
Frank Sanders, WR (AP, CS, FWA, SH)
Chris Shelling, DB (FWA, SH)
- 1997** Victor Riley, OT (AFCA)
Takeo Spikes, LB (Spt. News)
- 2001** Damon Duval, PK (Camp, AP, Coaches)
- 2003** Karlos Dansby, LB (Coaches, ESPN.com)
- 2004** Carlos Rogers, DB (Camp, SI.com, ESPN.com, AP, CBS Sportsline, FWA)
Carnell Williams, RB (AFCA)
Marcus McNeil, OL (SI.com, CBS Sportsline)
Junior Rosegreen, DB (SI.com, CBS Sportsline)
- 2005** Marcus McNeill, OT (WC, SI.com, ESPN.com, AP, Spt. News, CFN, Rivals, FWA)
- 2010** Cam Newton, QB (AP, Camp, AFCA, SI, Spt. News)
Nick Fairley, DT (AP, Camp, FWA, SI, Spt. News)
Lee Ziemba, OT (Camp, AFCA, FWA, SI)
- 2011** Steven Clark, P (PFW)
- 2013** Chris Davis, PR (CBS, Spt. News)
Tre Mason, RB (Spt. News)
- 2014** Reese Dismukes, C (AFCA, AP, Camp, CBS, FWA)

FLORIDA

- 1928** Dale Van Sickel, End (AP, NEA, Rice)
- 1952** Charles LaPradd, Tackle (AP, NY News)
- 1956** John Barrow, Guard (FWA-Look)
- 1958** Val Heckman, Tackle (FWA-Look)
- 1954** Larry DuPree, HB (Coaches)
Dennis Murphy, Tackle (FB News)
- 1965** Charles Casey, End (AP, Coaches)
Steve Spurrier, QB (FWA-Look)
Lynn Mathews, End (NEA)
Bruce Bennett, DB (UPI)
Larry Gagner, Guard (NBC, FB News)
- 1966** Steve Spurrier, QB (AP, UPI, FWA-Look, NEA, Coaches, Spt. News, FB News, Time, CP, NBC, NY News)
Bill Carr, Center (Time, FB News)
- 1968** Guy Dennis, Guard (UPI, NY News, Camp)
Larry Smith, FB (Spt. News, FB News)
- 1969** Carlos Alvarez, End/Flanker (UPI, NEA, Coaches, FB News, NY News, Camp)
Steve Tannen, Sideback (FB News, Time)
- 1970** Jack Youngblood, End (CP, FWA-Look, Spt. News, FB News, Time)
- 1971** John Reaves, QB (Time)

- 1974** Ralph Ortega, LB (Time, Spt. News)
Burton Lawless, Guard (NEA)
- 1975** Sammy Green, LB (AP, NEA, FWA)
- 1976** Wes Chandler, SE (NEA, FB News)
- 1977** Wes Chandler, WR (UPI, NEA, Spt. News, FB News)
- 1980** David Little, LB (AP, FWA, FB News)
Cris Collinsworth, WR (NEA)
- 1982** Wilber Marshall, LB (AP, FWA)
- 1983** Wilber Marshall, LB (Camp, UPI, Coaches, FB News)
- 1984** Lomas Brown, OT (AP, Coaches, FWA-Look, Camp, Spt. News)
Alonzo Johnson, LB (Spt. News)
- 1985** Alonzo Johnson, LB (FB News, Scripps-Howard, College & Pro Weekly)
Jeff Zimmerman, OG (FB News, Camp, Spt. News)
- 1986** Jarvis Williams, DB (FB News)
Jeff Zimmerman, OG (Camp)
- 1987** Jarvis Williams, DB (Camp, College & Pro Weekly)
Louis Oliver, DB (Spt. News)
Clifford Charlton, OLB (Spt. News)
- 1988** Trace Armstrong, DT (Spt. News)
Louis Oliver, DB (AP, Coaches, Camp, Scripps-Howard, College & Pro Weekly)
- 1989** Emmitt Smith, RB (AP, UPI, Coaches, Camp, FWA, FB News, Scripps-Howard, Spt. News)
- 1990** Huey Richardson, LB (AP, FB News)
Will White, DB (FWA)
- 1991** Brad Culpepper, DT (AP, FB News, Coaches, Scripps Howard)
- 1993** Judd Davis, PK (UPI)
Errict Rhett, RB (FB News)
- 1994** Kevin Carter, DL (CS, FB News, Spt. News, UPI, Camp)
Jack Jackson, WR (AP, Coaches, CS, FB News, FWA, SH, Spt. News, UPI)
- 1995** Jason Odom, Tackle (AP, Coaches, FB News, FWA, Spt. News, UPI, Camp)
Danny Wuerffel (FB News)
- 1996** Danny Wuerffel, QB (Associated Press, Football News, Coaches, Spt. News)
Ike Hilliard, WR (Football News, Coaches)
Reidel Anthony, WR (Associated Press, Football Writers, Spt. News)
- 1997** Jacquez Green, WR (FWA, Camp, AP)
Fred Weary, DB (FB News, Camp, Spt. News, AFCA)
- 1998** Jevon Kearse, LB (Walter Camp, Football News)
Mike Peterson, LB (Sporting News)
- 1999** Alex Brown, DE (Walter Camp, Football News)
- 2000** Lito Sheppard, DB (Coaches, CNNSI)
- 2001** Alex Brown, DE (Camp, AP, FWA)
Mike Pearson, OL (Spt. News, AP, FWA)

- Jabar Gaffney, WR (Camp, Spt. News, AP, Coaches, FB News, FWA)
Rex Grossman, QB (Camp, AP, FB News)
- 2003** Keiwan Ratliff, DB (AP, SI.com, Camp, FWA, Spt. News, ESPN.com)
Ben Troupe, TE (SI.com, ESPN.com)
- 2004** Channing Crowder, LB (ESPN.com)
- 2006** Reggie Nelson, DB (AP, Camp, FWA)
- 2007** Tim Tebow, QB (AP, Camp, FWA)
- 2008** Brandon Spikes, LB (Consensus)
Brandon James, RS (Consensus)
- 2009** Aaron Hernandez, TE (AP, Spt. News)
Joe Haden, DB (Consensus)
Brandon Spikes, LB (Camp, Spt. News)
Maurkice Pouncey, C (Camp, FWA, Spt. News)
- 2010** Chas Henry, P (AP, SI, Spt. News)
- 2011** Caleb Sturgis, PK (ESPN)
- 2012** Matt Elam, SAF (AP, SN, SI, CBS)
Caleb Sturgis, PK (SN)
Shariff Floyd, DL (SN)
- 2014** Vernon Hargreaves, DB (CBS, Spt. News)
- 2015** Jonathan Bullard, DT (CBS)
Antonio Callaway, PR (CBS)
Vernon Hargreaves, DB (Consensus)

GEORGIA

- 1913** Bob McWhorter, HB (Parke Davis, NY Herald)
- 1923** Joe Bennett, Tackle (NEA, Billy Evans)
- 1927** I.M. (Chick) Shiver, End (AP, Rice)
Tom A. Nash, End (AAB)
- 1930** Herb Maffett, End (NY Post)
Ralph (Red) Maddox, Guard (NS)
- 1931** Vernon (Catfish) Smith, End (AP, Rice)
- 1937** William Hartman, Jr., (AA Board of FB)
- 1941** Frank Sinkwich, HB (AP, UP, CP, AAB, Colliers, Look, Liberty, Esquire, Post, Time, Spt. News)
- 1942** Frank Sinkwich, HB (AP, UP, INS, NEA, CP, Colliers, Look, Liberty, Esquire, Post, Time, Spt. News)
George Poschner, End (Look)
- 1945** Mike Castronis, Tackle (NS)
- 1946** Charley Trippi, TB (AP, UP, INS, NEA, Colliers, Life, Look, Post)
Herb St. John, Guard (NCAA Guide)
- 1947** Dan Edwards, End, (Coaches)
- 1948** John Rauch, QB (Rice, AAB)
- 1953** Johnny Carson, End (FWA, Paramount News)
- 1959** Pat Dye, Guard (FB News)
- 1960** Pat Dye, Guard (FB News)
- 1964** Jim Wilson, Tackle (AP, NEA, FWA-Look)
Ray Rissmiller, Tackle (Time, Spt. News)
- 1965** George Patton, Tackle (AP, FWA-Look, FB News)



HONORS & ACCOLADES

ALABAMA • ARKANSAS • AUBURN • FLORIDA • GEORGIA • KENTUCKY • LSU • OLE MISS

- 1966** George Patton, Tackle (AP, CP, NY News, FB News)
Edgar Chandler, Guard (NEA)
- 1967** Edgar Chandler, Guard (AP, UPI, NEA, CP, FWAA-Look, Coaches, Camp, Time, Spt. News, FB News, NY News)
- 1968** Bill Stanfill, Tackle (AP, UPI, CP, FWA-Look, Coaches, Spt. News, FB News, NY News, Camp, Time)
Jake Scott, Safety (AP, UPI, NEA, FWAA-Look, Coaches, FB News, NY News, Camp)
- 1969** Steve Greer, Guard (FB News, Sports Extra)
Tommy Lyons, Center (Sports Extra)
- 1970** Tommy Lyons, Center (Sports Extra, Look)
- 1971** Royce Smith, Guard (AP, UPI, NEA, CP, FWAA, Coaches, Camp, Spt. News, FB News, Time)
- 1974** Craig Hertwig, Guard (AP)
- 1975** Randy Johnson, Guard (AP, UPI, Coaches, Camp)
- 1976** Joel Parrish, Guard (UPI, FWAA, Coaches, Camp, FB News)
Mike Wilson, Tackle (AP, NEA)
- 1977** George Collins, Guard (Spt. News)
- 1980** Herschel Walker, RB (AP, UPI, NEA, FWAA, Coaches, Camp, Spt. News) Rex Robinson, PK (UPI, NEA, FWAA, Camp, FB News)
Scott Woerner, DB (UPI, Coaches, Camp, FB News)
- 1981** Herschel Walker, RB (AP, UPI, NEA, FWAA, Coaches, Camp, Spt. News, FB News)
- 1982** Herschel Walker, RB (AP, UPI, Coaches, FB News, FWAA, Camp)
Terry Hoage, R (AP, UPI, Coaches, Camp)
Jimmy Payne, T (Camp)
- 1983** Terry Hoage, R (Camp, Coaches, FB News, FWAA, Spt. News, UPI)
Kevin Butler, PK (FB News)
Freddie Gilbert, DT (UPI)
- 1984** Kevin Butler, PK (UPI, FWAA-Look, FB News, Coaches, Camp)
Jeff Sanchez, S (UPI, Coaches, FB News)
- 1985** John Little, R (FB News)
Peter Anderson, C (Coaches, AP, UPI, Spt. News, College & Pro Weekly)
- 1986** John Little, R (FB News, Camp, College & Pro Weekly)
Wilbur Stozier, T (FB News)
- 1988** Troy Sadowski, TE (Camp)
Todd Wheeler, C (College & Pro Weekly)
Tim Worley, RB (Coaches, FWAA, Camp, Scripps-Howard, Gannett News)
- 1992** Garrison Hearst, RB (AP, UPI, Kodak, Camp, FB News, FWAA, Spt News)
- 1993** Bernard Williams, OT (FB News)
- 1994** Eric Zeier, QB (Coaches)
- 1997** Matt Stinchcomb, OT (AFCA)
Hines Ward, AP (FD)

- 1998** Matt Stinchcomb, OT (Walter Camp, Football News, AFCA, AP)
Champ Bailey, DB (Walter Camp, Football News, FWAA, AFCA, AP)
- 2000** Richard Seymour, DT (Coaches, Camp)
- 2002** Boss Bailey, OLB (AFCA, Camp)
David Pollack, DE (CNNSI, FWAA, TSN, ESPN, AP)
Jon Stinchcomb, OT (Camp)
- 2003** Sean Jones, DB (AFCA)
David Pollack, DE (AFCA)
- 2004** David Pollack, DE (Camp, AFCA, Sl.com, ESPN.com, AP, FWAA)
Thomas Davis, DB (Camp, AFCA, Spt. News, Rivals.com)
- 2005** Max Jean-Gilles, OL (WC, AFCA, ESPN.com, AP, Spt. News, CFN, Rivals)
Greg Blue, DB (WC, AFCA, Sl.com, ESPN.com, AP, Spt. News, CFN)
- 2008** Knowshon Moreno, RB (AFCA)
- 2009** Drew Butler, P (Consensus)
- 2010** Justin Houston, LB (FWAA)
- 2011** Jarvis Jones, LB (Consensus)
Orson Charles, TE (AFCA)
Bacarri Rambo, SAF (AP, Rivals)
Drew Butler, P (Capital One)
- 2012** Jarvis Jones, LB (Consensus)

KENTUCKY

- 1942** Clyde Johnson, Tackle (AP)
- 1949** Bob Gain, Tackle (All-Players, NY Sun, NEA)
- 1950** Bob Gain, Tackle (AP, UPI, INS, NEA, CP, FWAA-Look, AAB, NY News, FD, Par. News)
Vito (Babe) Parilli, QB (AP, INS, Colliers, NY News, Spt. News, Par. News, AAB)
- 1951** Vito (Babe) Parilli, QB (UP, INS, NEA, CP, AAB, NY News, All-Players, Par. News, Grid. News, QB, Farley, Husing)
Doug Moseley, Center (AP, FWAA-Look)
- 1952** Steve Meilinger, End (AP, NEA, All-Players)
- 1953** Steve Meilinger, End (NEA, Colliers, AAB, Williamson)
- 1955** Howard Schnellenberger, End (AP)
- 1956** Lou Michaels, Tackle (UP, NA, Colliers, NY News)
- 1957** Lou Michaels, Tackle (AP, NEA, FWAA-Look, Coaches, Hearst, CP, NY News, Spt. News)
- 1961** Irv Goode, Center (Time)
- 1963** Hershel Turner, Tackle (Time)
- 1965** Sam Ball, Tackle (UPI, NEA, FWAA-Look, Coaches, Time, Spt. News)
Rodger Bird, HB (Time, NBC)
Rick Norton, QB (Time, NBC)
- 1974** Elmore Stephens, TE (Time)
Rick Nuzum, Center (NEA)
- 1976** Warren Bryant, Tackle (Coaches Camp)

- 1977** Art Still, End, (AP, UPI, NEA, Coaches, FWAA, Camp, Spt. News, FB News)
- 1989** Mike Pfeifer, OT (FB News)
- 1998** Tim Couch, QB (Walter Camp, FWAA)
- 1999** James Whalen, TE (AP, FWAA)
- 2002** Derek Abney, RS (CNNSI, FWAA, TSN, Camp, ESPN, AP)
- 2010** Randall Cobb, AP (AP, SI)

LSU

- 1935** Gaynell Tinsley, End (AP)
- 1936** Gaynell Tinsley, End (AP)
- 1939** Ken Kavanaugh, End (AP)
- 1951** George Tarasovic, Center (NEA)
- 1954** Sid Fournet, Tackle (Look, FWAA, NEA, UPI, AP, Williamson, INS)
- 1957** Jimmy Taylor, FB (FWAA-Look)
- 1958** Max Fugler, Center (FWAA-Look, NBC)
Billy Cannon, HB (AP, UPI, NEA, CP, Coaches, Spt. News, NY News, FWAA-Look, Time, NBC, Leahy)
- 1959** Billy Cannon, HB (AP, UPI, NEA CP, Coaches, FWAA-Look, Spt. News, NY News, NBC, Hearst)
- 1961** Roy Winston, Guard (AP, UPI, NEA, CP, FWAA-Look, Coaches, NY News, Spt. News, Time)
- 1962** Jerry Stovall, HB (AP, UPI, NEA, CP, FWAA-Look, Coaches, NY News, Spt. News, Time, CBS)
Fred Miller, Tackle (FWAA-Look)
- 1963** Billy Truax, End (FB News)
- 1964** Remi Prudhomme, Tackle (NEA, NY News, FB News)
- 1965** George Rice, Tackle (Time, Spt. News)
Doug Moreau, End (FB News)
- 1967** John Garlington, End (Coaches)
- 1969** George Bevan, LB (FWAA-Look, Coaches)
Tommy Casanova, DB (FB News)
- 1970** Mike Anderson, LB (AP, UPI, CP, FWAA-Look, Coaches, FB News, Time)
Tommy Casanova, DB (AP, Coaches)
- 1971** Tommy Cassanova, DB (UPI, CP, FWAA, Camp, FB News, Time)
Ronnie Estay, Tackle (Coaches)
- 1972** Bert Jones, QB (UPI, NEA, Coaches, Time, Spt. News)
Warren Capone, LB (FWAA)
- 1973** Tyler Lafauci, Guard (AP, NEA, Camp)
Warren Capone, LB (FWAA, Coaches)
- 1974** Mike Williams, DB (Coaches, Spt. News, Time)
- 1977** Charles Alexander, RB (UPI, Coaches, FWAA, Camp)
- 1978** Charles Alexander, RB (Coaches, FWAA, Camp, Spt. News, NEA)
Robert Dugas, OT (FB News)
- 1982** James Britt, DB (NEA)
Al Richardson, LB (FB News)

HONORS & ACCOLADES



MISSISSIPPI STATE • MISSOURI • SOUTH CAROLINA • TENNESSEE • TEXAS A&M • VANDERBILT

- 1983** Eric Martin, SE (Spt. News)
1984 Lance Smith, OT (UPI, Coaches, FB News)
1985 Michael Brooks, LB (AP, Scripps-Howard, College & Pro Weekly)
1986 Wendell Davis, SE (Spt. News, College & Pro Weekly, FWA)A
1987 Wendell Davis, WR (Coaches, FWA)A, Scripps-Howard, FB News, UPI, College & Pro Weekly)
Nacho Albergamo, C (Coaches, Camp, AP, UPI, College & Pro Weekly)
1988 Greg Jackson, DB (Gannett News)
1996 Kevin Faulk, AP (Associated Press)
1997 Alan Faneca, OG (FB News, Camp, Spt. News, AP, FD)
Chad Kessler, P (AFCA, FB News, Camp, Spt. News, AP)
1998 Anthony McFarland, DT (FB News, AP)
Todd McClure, C (AFCA)
2001 Josh Reed, WR (Camp, Spt. News, AP, FWA)A
2002 Bradie James, LB (AFCA, TSN)
2003 Skyler Green, RS (SI.com, ESPN.com)
Chad Lavalais, DT (AP, SI.com, ESPN.com, Camp, FWA)A, Spt. News)
Stephen Peterman, OL, (SI.com, ESPN.com, Spt. News)
Corey Webster, DB (AFCA)
2004 Marcus Spears, DE (Camp, AFCA, AP)
Ben Wilkerson, C (AFCA, Spt. News)
Corey Webster, DB (AFCA, Spt. News)
2005 Claude Wroten, DL (CFN)
Kyle Williams, DL (Rivals)
Skyler Green, PR (Rivals)
2006 Glenn Dorsey, DT (AP, AFCA)
LaRon Landry, DB (AP, AFCA)
2007 Glenn Dorsey, DT (AP, Camp, AFCA, FWA)A
Craig Steltz, S (AP, Camp, FWA)A
2008 Herman Johnson, OL (AP)
2010 Patrick Peterson, DB/KR/PR (Consensus)
Josh Jasper, PK (FWAA, Spt. News)
2011 Morris Claiborne, DB (Consensus)
Tyrann Mathieu, DB (Consensus)
Tyrann Mathieu, PR ((Rivals, SI.com, CBS)
Will Blackwell, OG (ESPN, Rivals)
Sam Montgomery, DE (FWAA, PFW)
Brad Wing, P (AP, CBS, SI.com)
2012 Eric Reid, DB (Consensus)
Kevin Minter, LB (SI)
2013 Odell Beckham, Jr., KR (CBS, FWA)A
2015 Leonard Fournette, RB (AP, FWA)A, Camp, CBS)
Jalen Mills, S (CBS)

OLE MISS

- 1936** Frank (Bruiser) Kinard, Tackle (NS, AAB)
1937 Frank (Bruiser) Kinard, Tackle (UP, INS, NEA, NY News, Par. News, Fox-Movietone)
1938 Parker Hall, HB (AP, UP, NY Sun, (Brooklyn Eagle, Williamson)
1947 Charlie Conerly, TB (UP, INS, NEA, FWA)A-Look, All-Players, PIC, Houlgate, Williamson)
Barney Poole, End (UP, Coaches, AAB, PIC, QB, NY News, Par. News, Houlgate, Williamson)
1948 Barney Poole, End (AP, INS, All-Players, Houlgate, Williamson, Fraley, Bill Stern)
1952 Kline Gilbert, Tackle (AP, FWA)A-Look, FB Digest)
Jimmy Lear, QB (Red Grange)
1953 Crawford Mims, Guard, (AP, UP, NEA, FWA)A-Look, Colliers, NBC, FD, Spt. News, Williamson)
1954 Rex Boggan, Tackle (AP)
1956 Paige Cothren, FB (College Editors)
1957 Jackie Simpson, Guard (Coaches, FWA)A-Look)
1959 Charles Flowers, FB (AP, UPI, NEA, CP, FWA)A-Look, Coaches, NBC, Spt. News, NY News)
Marvin Terrell, Guard (FWAA-Look)
1960 Jake Gibbs, QB (AP, UPI, NEA, CP, FWA)A-Look, Coaches, NY News, Spt. News, NBC)
1961 Billy Ray Adams, FB (FWAA-Look)
Jim Dunaway, Tackle (FB News)
Trevia Bolin, Guard (Time) Doug Elmore, QB (CP)
1962 Jim Dunaway, Tackle (NEA, UPI, NY News, Time, CBS, Spt. News, FB News)
Glynn Griffing, QB (FWAA-Look)
1963 Kenny Dill, Center (FWAA-Look, FB News)
1964 Allen Brown, End (AP, Time, Spt. News)
Stan Hindman, Guard (Time, NBC, Spt. News, FB News)
Billy Clay, DB (Spt. News)
1967 Jim Urbanek, Tackle (FB News)
1969 Archie Manning, QB (FB News)
Glenn Cannon, Safety (Coaches, Spt. News, Time)
1970 Archie Manning, QB (FB News)
1973 Harry Harrison, DB (NEA)
1979 Jim Miller, Punter (UPI, NEA, FWA)A, Camp, Spt. News)
1984 Freddie Joe Nunn, DE (UPI, FB News)
1985 Bill Smith, P (FB News, FWA)A, College & Pro Weekly)
1986 Bill Smith, P (FB News, Camp, College & Pro Weekly)
1988 Wesley Walls, TE (AP)
1992 Everett Lindsay, OT (AP, FWA)A

- 1998** Rufus French, TE (Walter Camp, Football News, AFCA, AP, The Sporting News)
2000 Ken Lucas, DB (Rivals)
2001 Terrence Metcalf, OT (Camp, Coaches, FB News)
2006 Patrick Willis, LB (AP, Camp, FWA)A
2008 Michael Oher, OL (Consensus)
Peria Jerry, DT (AP)
2013 Cody Prewitt, S (AP)
2014 Senquez Golson, DB (Consensus)

MISSISSIPPI STATE

- 1940** Erwin (Buddy) Elrod, End (NCAA Guide)
1951 Joe Fortunato, FB (Athletic Pub.)
1953 Jackie Parker, QB (FWAA-Look)
1954 Hal Easterwood, Center (FWAA-Look)
1955 Scott Suber, Guard (NEA)
Art Davis, HB (FWAA-Look)
1967 D.D. Lewis, LB (NEA, NY News)
1972 Frank Dowsing, DB (FB News)
1974 Jimmy Webb, DE (Coaches, Camp)
1976 Stan Black, Safety (NEA)
1980 Mardye McDole, WR (Spt. News)
1981 Johnnie Cooks, LB (AP, NEA, FWA)A, Spt. News, FB News)
Glen Collins, DT (Spt. News)
1982 Wayne Harris, OG (Spt. News, Mizlou)
1994 Eric Moulds, RS (AP)
1999 Barrin Simpson, LB (Sporting News)
2000 Fred Smoot, DB (AP, Spt. News, FB News, Camp)
2011 Fletcher Cox, DT (PFW)
2012 Johnthan Banks, DB (WC, FWA)A
2014 Bernardrick McKinney, LB (FWAA, SI)

MISSOURI

- 2013** Michael Sam, DL (Consensus)
2014 Shane Ray (AFCA, Camp, CBS, FWA)A, SI, Spt. News)
2015 Kentrell Brothers, LB (CBS)

SOUTH CAROLINA

- 1954** Frank Mincevich, G (FWAA)
1969 Warren Muir, FB (Coaches)
1970 Dick Harris, DB (Coaches, FB News)
1972 John LeHeup, DT (Coaches)
1978 Rick Sanford, DB (Spt. News)
1979 George Rogers, RB (AP)
1980 George Rogers, RB (AP, UPI, Coaches, FB News, Spt. News, Camp, FWA)A
1982 Andrew Provence, DT (Spt. News)
1984 Del Wilkes, OG (AP, Camp, Coaches)
James Seawright, LB (AP, FWA)A
1986 Sterling Sharpe, WB (FWAA, Spt. News)
2000 Sheldon Brown, DB (Coaches)



HONORS & ACCOLADES

ALABAMA • ARKANSAS • AUBURN • FLORIDA • GEORGIA • KENTUCKY • LSU • OLE MISS

- 2001** Kalimba Edwards, LB (Spt. News)
- 2005** Ko Simpson, DB (CBS, CFN, FWAA)
- 2009** Eric Norwood, LB (AP, Camp, SI)
- 2010** Alshon Jeffery, WR (AFCA, FWAA)
- 2011** Melvin Ingram, DL (Consensus)
- 2012** Jadeveon Clowney, DL (Consensus)
- 2013** Kelcy Quarles, DT (Spt. News)
- 2014** A.J. Cann, OG (CBS, Spt. News)

TENNESSEE

- 1929** Gene McEver, HB (UP, NEA)
- 1930** Bobby Dodd, QB (NEA, Rice)
- 1931** Herman Hickman, Guard (Rice)
- 1933** Beattie Feathers, HB (AP, UP, Rice)
- 1938** Bowden Wyatt, End (UP, INS, Rice)
Bob Suffridge, Guard (UP)
- 1939** George Cafego, HB (INS)
Bob Suffridge, Guard (UP, INS)
Ed Molinski, Guard (Rice)
Abe Shires, Tackle (INS)
- 1940** Bob Suffridge, Guard (AP, UP, INS, Rice)
Bob Foss, HB (INS)
- 1944** Bob Dobelstein, Guard (NY Sun)
- 1946** Dick Huffman, Tackle (AP, Rice)
- 1950** Ted Daffer, Guard (Colliers)
Bud Sherrrod, End (NEA)
- 1951** Hank Lauricella, HB (AP, UP, NEA, INS, CP, FWAA-Look, Colliers, AAB, NY News, All-Players, QB, Par. News, Fraley, Husing)
Ted Daffer, Guard (INS, NEA, NY News)
Bill Pearman, Tackle (AP, NEA, FWAA-Look, NY News)
- 1952** Doug Atkins, Tackle (INS, AAB, NY News)
John Michels, Guard (AP, UP, NEA, FWAA-Look, AAB, QB, NY News, All-Players)
- 1954** Darris McCord, Tackle (FWAA-Look)
- 1956** Johnny Majors, HB (AP, UP, INS, NEA, FWAA-Look, Colliers, Hearst, Spt. News, NY News, NBC, Leahy)
Kyle (Buddy) Cruze, End (FWAA-Look)
- 1957** Bill Johnson, Guard (NEA, FWAA-Look)
- 1963** Steve DeLong, Guard (FWAA-Look, FB News)
- 1964** Steve DeLong, Guard (AP, NEA, FWAA-Look, NY News, NBC, Time, Spt. News, FB News)
- 1965** Frank Emanuel, LB (AP, NEA, FWAA-Look, Time, Spt. News, FB News)
- 1966** Paul Naumoff, LB (AP, UPI, FWAA-Look, Coaches, FB News)
Austin Denney, End (NEA)
Ron Widby, Punter (Spt. News)
Bob Johnson, Center (FB News)
- 1967** Bob Johnson, Center (AP, UPI, NEA, FWAA-Look, Coaches, Time, Spt. News, NY News)
Al Dorsey, DBI (UPI, NY News, FB News)
Richmond Flowers, WB (FB News)

- 1968** Charley Rosenfelder, Guard (AP, UPI, NEA, CP, FWAA-Look, Coaches, NY News, Camp)
Steve Kiner, LB (AP, CP, FWAA-Look, FB News)
Jim Weatherford, DB (Coaches)
- 1969** Chip Kell, Guard (AP, UPI, CP, FWAA-Look, Coaches, FB News, NY News, Camp)
Steve Kiner, LB (AP, UPI, NEA, CP, FWAA-Look, Coaches, FB News, NY News, Spt. News, Camp, Time)
Jack Reynolds, LB (FB News)
- 1970** Chip Kell, Guard (AP, UPI, NEA, CP, FWAA-Look, Coaches, FB News)
Jackie Walker, LB (NEA, FB News)
- 1971** Bobby Majors, DB (AP, UPI, NEA, CP, FWAA, Time, Coaches, Camp, Spt. News, FB News)
Jackie Walker, LB (UPI, CP, FWAA, Camp, FB News)
- 1972** Jamie Rotella, LB (UPI, Coaches, FB News)
Conrad Graham, DB (UPI, FB News)
Ricky Townsend, PK (FWAA)
- 1973** Eddie Brown, DB (FB News)
Ricky Townsend, PK (FWAA)
- 1975** Larry Seivers, End (AP, FWAA, FB News)
- 1976** Larry Seivers, End (AP, UPI, NEA, Coaches, Camp, Spt. News, FB Today)
- 1979** Roland James, DB (UPI, NEA, Coaches, FWAA, Camp, Spt. News, FB News)
- 1982** Willie Gault, WR (NEA, FWAA)
- 1983** Reggie White, DT (Camp, Coaches, FB News, FWAA, AP, UPI, Spt. News)
Jimmy Colquitt, P (Camp)
- 1984** Bill Mayo, OG (UPI, FB News, Camp)
- 1985** Tim McGee, WR (AP, UPI, Coaches, College & Pro Weekly)
Chris White, S (Scripps-Howard)
- 1987** Harry Galbreath, OG (Spt. News)
- 1988** Keith DeLong, LB (AP, UPI, Spt. News, Gannett News)
- 1989** Eric Still, OG (AP, UPI, Coaches, Camp, FWAA, Scripps-Howard, Spt. News)
- 1990** Antone Davis, OT (AP, Camp, Coaches, FB News, FWAA, Scripps Howard)
- 1991** Dale Carter, DB (AP, Camp, FB News, FWAA, Scripps Howard)
Carl Pickens, WR (Coaches, FB News, Scripps Howard)
- 1993** John Becksvoort, PK (FWAA, Scripps Howard)
- 1994** Jeff Smith, OG (SH)
- 1997** Peyton Manning, QB (FB News, FWAA, Camp, Spt. News, AP, AFCA, FB Digest)
- 1998** Al Wilson, LB (FWAA, AFCA, AP)
- 1999** Cosey Coleman, OL (AP, Camp, FB News, FWAA, Coaches)
Deon Grant, DB (AFCA, Camp, Spt. News)
Raynoch Thompson, LB (AFCA)
- 2000** John Henderson, DT (AP, Coaches, FWAA, Spt. News, Rivals, FB News, CNNISI)
Alex Walls, PK (Rivals)

- 2001** John Henderson, DT (Camp, Spt. News, AP, Coaches, FWAA)
Travis Stephens, RB (AP, FWAA)
- 2003** Dustin Colquitt, P (AP, Camp, FWAA, Spt. News)
- 2004** Michael Munoz, OL (AFCA, AP)
Kevin Burnett, LB (AFCA)
Jesse Mahelona, DT (Spt. News)
- 2006** Robert Meachem, WR (FWAA)
Aaron Sears, OL (Camp, AFCA)
- 2007** Daniel Lincoln, PK (FWAA)
- 2008** Eric Berry, DB (Consensus)
- 2009** Eric Berry, DB (Consensus)
- 2015** Evan Berry, KR (Spt. News, Camp, SI)
Cameron Sutton, PR (Spt. News)

TEXAS A&M

- 2012** Luke Joeckel, OT (Consensus)
Johnny Manziel, QB (Consensus)
Damontre Moore, DL (AFCA)
- 2013** Mike Evans (AP, Camp, CBS, Coaches, FWAA, SI)
Drew Kaser, P (SI, Spt. News)
Jake Matthews, OL (Consensus)
- 2014** Cedric Ogbuehi, OL (Camp)
- 2015** Myles Garrett, DL (FWAA, Camp)
Drew Kaiser, P (CBS)

VANDERBILT

- 1911** Ray Morrison, QB (NY World)
- 1923** Lynn Bomar, End (Camp, Frank Menke)
- 1924** H.C. (Hek) Wakefield, End (NS, Lawrence Perry, Billy Evans)
- 1927** Bill Spears, QB (AP, NEA)
- 1928** Dick Abernathy, End (CP)
- 1929** John "Bull" Brown, Guard (Coaches)
- 1932** Pete Gracey, Center (UP)
- 1937** Carl Hinkle, Center (AP, Rice, Liberty)
- 1941** Bob Gude, Center, (Paramount News)
- 1950** Bucky Curtis, End (INS, FWAA-Look)
- 1958** George Deiderich, Guard (AP, FWAA-Look, Coaches)
- 1968** Chip Healy, LB (CP)
- 1969** Bob Asher, Tackle (NEA, CP)
- 1972** Ken Stone, DB (Gridiron)
- 1974** Barry Burton, TE (FB News)
- 1982** Jim Arnold, P (AP, UPI, FWAA, Coaches, FB News)
Allama Matthews, TE (FB News)
- 1983** Chuck Scott, TE (Spt. News)
- 1984** Ricky Anderson, P (AP, UPI, Coaches Football Writers, FB News, Camp)
- 1987** Chris Gaines, LB (Coaches)
- 1996** Bill Marinangel, P (Spt. News)
- 1997** Jamie Duncan, LB (FWAA, AFCA)
- 2008** D.J. Moore, DB (Spt. News)

HONORS & ACCOLADES

MISSISSIPPI STATE • MISSOURI • SOUTH CAROLINA • TENNESSEE • TEXAS A&M • VANDERBILT



2015 SEC ACADEMIC HONOR ROLL

ALABAMA	Major
Ryan Anderson	Consumer Science
Dakota Ball	Exercise Science
Parker Barrineau	Financial Planning
Cooper Bateman	Management
Hunter Bryant	General Business
Josh Casher	Exercise Science
Jake Coker	Marketing
David Cornwell	Management
Paden Crowder	Mechanical Engineering
David D'Amico	Management
Will Davis	Exercise Science
Lawrence Erekosima	Psychology
Bo Grant	Management
Derrick Garnett	Marketing
Da'Shawn Hand	Civil Engineering
Alexander Harrelson	Management
Truett Harris	Management
J.C. Hassenauer	Exercise Science
Keith Holcombe	Exercise Science
O.J. Howard	Communications
Bernel Jones	Exercise Science
Walker Jones	General Business
Ryan Kelly	Marketing
Derek Keif	Exercise Science
Korren Kirven	Advertising
Jake Long	Marketing
Isaac Lutua	Marketing
Cole Mazza	Exercise Science
Christian Miller	Exercise Science
Brandon Moore	Consumer Sciences
Richard Mullaney	Human Environmental Science
Jacob Parker	Finance
Ross Pierschbacher	General Business
Gunnar Raborn	Management
JK Scott	General Business
Nathan Staskelunas	General Business

ARKANSAS	Major
Adam McFain	Supply Chain Management
Alex Brignoni	Kinesiology
Alex Voelzke	Industrial Engineering
Austin Allen	Supply Chain Management
Brandon Allen	Recreation & Sport Management
Brandon Lewis	Recreation & Sport Management
Brooks Ellis	Kinesiology
Chris Jones	Drama
Chris Saunders	Management
Cody Hollister	Marketing
Cole Hedlund	Recreation & Sport Management
Connor McPherson	Finance
Dan Skipper	Biology
Daytrion Dean	Engineering
Drew Gorton	Engineering
Hjalte Froholdt	Kinesiology
Hunter Henry	Finance
Jack Kraus	Business Economics
Jackson Hannah	Kinesiology
Jared Collins	Kinesiology
Jonathan Williams	Communication
Josh Harris	Finance
Josh Liddell	Recreation & Sport Management
Karl Roesler	Economics
Ke'Tyrus Marks	Communication
Kody Walker	Sociology
Lane Saling	Finance
Louis Murad	Art
Luke Rossi	History
Matt Dodson	Marketing
Matt Reynolds	Mechanical Engineering
Nicholas Thomas-Smith	Marketing
Rafe Peavey	Management
Reid Miller	Business Economics

Ryder Lucas	Recreation & Sport Management
Scotty Thurman	African & Africa American Studies
Toby Baker	Finance
Troy Allison	Recreation & Sport Management
Ty Storey	Kinesiology
Zach Rogers	Criminal Justice

AUBURN	Major
Jack Bjork	Building Science
Daniel Carlson	Marketing
Tyler Carr	Pre- Building Science
Chandler Cox	Pre-Business
Devonte Danzey	Adult Education
Austin Dupper	Industrial and Systems Engineering
Justin Garrett	Adult Education
Aaron Garrison	Mechanical Engineering
Austin Golson	Public Administration
Gray King	Marketing
Alex Kozan	Business Administration
Chris Laye	Supply Chain Management
Robert Leff	Mechanical Engineering
Damian Lewis	Physical Activity and Health
Jonathan Parslow	Finance
Kevin Phillips	Public Relations
Ike Powell	Pre-Nursing
Dontavius Russell	Pre-Health Administration
Chase Schaum	Pre-Business
Braden Smith	Pre-Exercise Science
Tyler Stovall	Marketing
Keenan Sweeney	Undeclared Science and Math
Tucker Tuberville	Finance
Tre' Williams	Communication

FLORIDA	Major
Alex Anzalone	Sport Management
Khairi Clark	African American Studies
Bair Diamond	Biology
Brian Fallace	Finance
Ryan Ferguson	Business Administration
Eddie Giles	Civil Engineering
Devin Grimm	Philosophy
Jonathan Haney	Political Science
Case Harrison	Applied Physiology & Kinesiology- Fitness/Wellness
Michael Iorio	Management
Kalif Jackson	Political Science
Jake McGee	Sport Management
Andrew Mike	Exercise Physiology
Mark Norvelis	Criminology
Evan Schroeder	International Business
Jordan Sherit	Finance
Valdez Showers	Management
Garrett Stephens	Animal Sciences
Steven Stipe	Management
Johnny Townsend	Telecommunications
Dakota Wilson	Psychology
Quincy Wilson	Sociology

GEORGIA	Major
Patrick Beless	Risk Management & Insurance/ Finance
Jeb Blazeovich	Risk Management & Insurance
Jared Chapple	Human Development & Family Science/Financial Planning
John Courson	Biology
Colter Creswell	Biochemical Engineering
Aaron Davis	Finance
Joshua Dawson	Communication Studies
Cameron Faulkner	Management
Trenton Frix	Risk Management & Insurance
Devin Gillespie	Criminal Justice
Jackson Harris	Mechanical Engineering
Matthew Herzwurm	Management/Accounting
Kolton Houston	Kinesiology

John Huff	Agriculture Education
Clayton Johnson	Middle School Education
Jesse Jones	Political Science
Brandon Kublanow	Real Estate
Joseph Ledbetter	Sociology
Thomas Long	Finance/Economics
Keith Marshall	Finance
Quincy Mauger	Risk Management & Insurance
Malcolm Mitchell	Communication Studies
Marshall Morgan	Finance
Matthew Price	Mechanical Engineering / Mathematics
Thomas Pritchard	Biological Science
Billy Seward	Economics/Finance
Tanner Stumpe	Biology
NathanTheus	Kinesiology
Ridge Underwood	Mass Media Arts
Steven Van Tiflin	Finance
Sam Vaughn	Business
Glenn Welch	Finance

KENTUCKY	Major
Logan Blue	Finance/Economics
David Bouvier	Business Management
Miles Butler	Economics
Will Tom Collins	Elementary Education/Social Studies Education
C.J. Conrad	Undergraduate Studies
Tanner Fink	Political Science
Landon Foster	Finance/Marketing
Greg Hart	Integrated Strategic Communication
Nick Haynes	Economics/Business Management
Joey Herrick	Communication
Jacob Hyde	Social Work/Sociology
Jojo Kemp	Community and Leadership Development
Ryan Kendall	Business Management
Jarrett LaRubbio	Undergraduate Studies
Austin MacGinnis	Finance/Business Management/ Marketing
Kelly Mason	Accounting
Zach Myers	Communication
Kendall Randolph	Communication
Max Strong	Business Management/Finance
Jordan Swindle	Exercise Science
Fred Tiller	Community and Leadership Development
Ryan Timmons	Community and Leadership Development
Jon Toth	Mechanical Engineering/Spanish
Patrick Towles	Business Management/Political Science
Charles Walker	Finance/Marketing
Zach West	Sociology

LSU	Major
Brandon Bergeron	Pre Engineering
Joshua Boutte	Sport Administration
Deondre Clark	Human Science & Education
John Diarse	Sport Administration
Jevonte Domond	Interdisciplinary Studies
Reid Ferguson	Sport Administration
Reshaud Henry	Sport Administration
Colin Jeter	Business Administration
Jamie Keehn	Sport Administration
Brad Kragthorpe	Sport Administration
Christian LaCouture	Sport Administration
Thomas LeBeau	Mechanical Engineering
Grant Leger	Finance
Lamar Louis	Sport Administration
John David Moore	Architecture
Christian Pittman	Sociology
Ethan Pocic	Sport Administration
Bennett Schiro	Finance
Brandon Surtain	Art



HONORS & ACCOLADES

ALABAMA • ARKANSAS • AUBURN • FLORIDA • GEORGIA • KENTUCKY • LSU • OLE MISS

Joshua Tharp Mechanical Engineering
 Devin Voorhies Human Science & Education
 Tre'Davious White Sport Administration

OLE MISS Major

Quincy Adeboyejo General Studies
 Brandon Bell Criminal Justice
 Fadol Brown General Studies
 Matt Brown Chemical Engineering
 Ryan Buchanan Managerial Finance
 Quintavious Burdette Accountancy
 Talbot Buys Banking and Finance
 Robert Conyers Risk Management and Insurance
 Luke Davis Managerial Finance
 Dylan Dyer General Studies
 Jacob Feeley Risk Management and Insurance
 Will Gleeson General Studies
 Martin Johnson Criminal Justice
 Chad Kelly General Studies
 Chadwick Lamar Public Policy Leadership
 Cale Luke Banking and Finance
 CJ Moore Undeclared
 Nathan Noble Managerial Finance
 Tayler Polk Social Studies Education
 Jack Raborn Business Undeclared
 Sean Rawlings Business Undeclared
 Nathan Vanderburg Criminal Justice
 Grant Warren Biological Science
 Gary Wunderlich Banking and Finance
 John Youngblood Marketing & Corporate Relations

MISSISSIPPI STATE Major

Richie Brown Industrial Technology
 Ryan Brown Business Administration
 Taveze Calhoun Community College Education
 (Grad. School)
 Winston Chapman Agribusiness
 Tolando Cleveland Biological Sciences
 Ronald Cochran Undeclared
 Logan Cooke Kinesiology
 Devon Desper Accounting
 Nicholas Fitzgerald Finance
 Westin Graves Civil Engineering
 Aaron Hamaker Undeclared
 Grant Harris Business
 Brandon Holloway Human Sciences
 Jesse Jackson Industrial Technology
 Gabriel Myles Kinesiology
 Josiah Phillips Industrial Technology
 Dak Prescott Workforce Education Leadership
 (Grad. School)
 Nicholas Proby Mechanical Engineering
 Martin Rankin Kinesiology
 Justin Senior Sociology
 Jacob Thomas Biological Sciences
 Kareem Vance Kinesiology
 Hayes Walker Biological Engineering
 Deandre Ward Industrial Technology
 Rufus Warren Human Sciences

MISSOURI Major

Alec Abeln Business Undeclared
 Turner Adams Business Administration
 Sam Bailey Engineering Undeclared
 Andy Bauer Business Undeclared
 Brock Bondurant Communication
 Cortland Browning Educational & Counseling Psychology
 Jeffrey Cathey Chemical Engineering
 Taylor Chappell Educational & Counseling Psychology
 Sean Culkin Business Administration
 Clayton Echard Hospitality Management
 Mike Fairchild Mechanical Engineering
 Clarence Green Hospitality Management
 Mitch Hall Educational & Counseling Psychology
 Tyler Hanneke Business Administration
 Charles Harris Health Science
 Tanner Hull Nutritional Sciences

Tyler Hunt Educational & Counseling Psychology
 Jake Hurrell Business Administration
 Luke Jackson Parks, Recreation & Tourism
 Brian Kurz Agribusiness Management
 Eric Laurent Mechanical Engineering
 Wesley Leftwich Personal Financial Planning
 Nick Monaghan Educational Studies
 Tanner Owen Agribusiness Management
 Justin Piazza Business Administration
 Eddie Printz Business Administration
 Adam Roland Parks, Recreation & Tourism
 Michael Scherer Business Administration
 Andrew Stevens Psychology
 Christian Williams Mechanical Engineering

SOUTH CAROLINA Major

Landon Ard Hospitality Management
 Rivers Bedenbaugh Exercise Science
 Shon Carson Sport Management
 Jordan Diggs Interdisciplinary Studies
 Jalen Dread Broadcast Journalism
 Elliott Fry Business
 Garrison Gist Art History
 Kelsey Griffin Sport Management
 Nick McGriff Sport Management
 Devin Potter Exercise Science
 Rod Talley Integrated Info Technology
 Pharoh Cooper Sport Management
 Terry Googer Sport Management
 Ali Groves Business Finance
 T.J. Gurley Integrated Info Technology
 Shannon James Hospitality Management
 Chris Lammons Business
 Cedrick Malone Interdisciplinary Studies
 Chris Moody Interdisciplinary Studies
 Sean Odom Exercise Science
 Perry Orth Business Economics
 Jasper Sasser Sport Management
 Michael Scarnecchia Business Finance
 Demetrius Smalls Sport Management
 D.J. Smith Sport Management
 Will Sport Business
 Donell Stanley Sport Management
 Cody Waldrop Criminal Justice

TENNESSEE Major

Aaron Adams Mechanical Engineering
 Patrick Ashford Political Science
 Cody Blay Grad School – Human Resources
 Management
 Will Bradshaw Marketing
 George Bullock Supply Chain Management
 Kenny Bynum Grad School – Human Resources
 Management
 Mack Crowder Grad School – Human Resources
 Management
 Joshua Dobbs Aerospace Engineering
 Quinten Dormady Recreation & Sport Management
 Thomas Edwards Supply Chain Management
 Matt Giampapa Grad School – Human Resources
 Management
 Chance Hall Business Exploratory
 Parker Henry Finance
 Jakob Johnson Kinesiology
 Jack Jones Arts & Sciences Exploratory
 Todd Kelly Jr. Biological Sciences
 Brett Kendrick Recreation & Sport Management
 Kyler Kerbyson Grad School – Recreation & Sport
 Management
 Curt Maggitt Grad School – Human Resources
 Management
 Aaron Medley Business Analytics
 Marquez North Political Science
 Kyle Phillips Communication Studies
 David Priddy Mechanical Engineering
 Brian Randolph Grad School – Human Resources
 Management
 Joe Stocstill Management

Devaun Swafford Psychology
 Dylan Wiesman Kinesiology

TEXAS A&M Major

Taylor Bertolet Sport Management
 Jordan Traylor Sociology
 Dakota Martin Kinesiology
 Cullen Gillaspia Environmental Geoscience
 Jake Blount Communication
 James White Ag Leadership & Development
 Boone Niederhofer Petroleum Engineering
 Avery Gennesy Ag Leadership & Development
 Keaton Sutherland Business Administration
 Nathan Kellman University Studies
 Chad Loitz University Studies
 Ryan Lindblade Ag Leadership & Development
 Julien Obioha University Studies
 Blaine Townsend Ag Leadership & Development
 Peter Grady Industrial Engineering
 Mac Labhart Business Administration
 Kobe Miller Biomedical Sciences
 Dreagan Patterson Nutritional Sciences
 Joseph Motley Finance
 J.J. Gustafson Marketing
 Will Paulhill Industrial Distribution
 Benjamin Huskinson Accounting
 Christian Robertson International Studies
 Taylor Martinez Industrial Distribution
 Conner McQueen Accounting
 Alex Sezer Industrial Distribution

VANDERBILT Major

Jalen Banks Communication Studies
 Ladarius Banks Political Science
 Khari Blasingame Undeclared
 Nigel Bowden Communication Studies
 Oren Burks Economics/Human and
 Organizational Development
 Sean Dowling Communication Studies
 Trey Ellis Undeclared
 Wade Freebeck Undeclared
 Blake Fromang Human and Organizational
 Development
 Curtis Graves Economics
 Willie Herndon III Undeclared
 Darreon Herring Human and Organizational
 Development
 Will Holden Human and Organizational
 Development
 Bradyn Jasper Neuroscience
 Andrew Jelks Human and Organizational
 Development
 Wilson Johnson Economics
 Kris Kentera Human and Organizational
 Development
 Hayden Lekacz Undeclared
 Chris Martin Political Science
 Jahmel McIntosh Interdisciplinary: Social Psychology
 Reid Nelson Undeclared
 Tommy Openshaw Engineering Science/Economics
 Spencer Pulley Human and Organizational
 Development
 Steven Scheu Medicine, Health, and Society
 Jacob Schultz Biological Sciences: Molecular and
 Cellular/ Medicine, Health, and Society
 Caleb Scott Undeclared
 Darrius Sims Sociology
 Emmanuel Smith Undeclared
 Shawn Stankavage Undeclared
 Rapheal Webb Sociology
 Andrew Williamson Economics
 Davis Winkie Classics/History
 Jachovian Woods Medicine, Health, and Society

HONORS & ACCOLADES

MISSISSIPPI STATE • MISSOURI • SOUTH CAROLINA • TENNESSEE • TEXAS A&M • VANDERBILT



SEC NATIONAL ACADEMIC HONORS

CoSIDA Academic All-Americans

(First-Team Selections Only)

- 1954** Harold Easterwood, C, Miss. State
1955 George Walker, QB, Arkansas
1956 Charles Rader, T, Tennessee
1957 Jerry Ford, C, Arkansas
Gerald Nesbitt, FB, Arkansas
Jim Phillips, E, Auburn
Bill Johnson, G, Tennessee
1959 Wayne Harris, C, Arkansas
Jackie Burkett, C, Auburn
Mickey Mangham, E, LSU
Charles Flowers, FB, Ole Miss
Robert Khayat, G, Ole Miss
1960 Joe Paul Alberty, FB, Arkansas
Ed Dyas, B, Auburn
Fran Tarkenton, B, Georgia
Charles Strange, C, LSU
1961 Tommy Brooker, E, Alabama
Pat Trammell, B, Alabama
Lance Alworth, HB, Arkansas
Billy Joe Booth, T, LSU
Doug Elmore, QB, Ole Miss
1964 Gaylon McCollough, C, Alabama
Ken Hatfield, HB, Arkansas
1965 Dennis Homan, SE, Alabama
Steve Sloan, QB, Alabama
Jack Brasuell, HB, Arkansas
Jim Lindsey, WB, Arkansas
Randy Stewart, C, Arkansas
Bill Cody, LB, Auburn
Charles Casey, E, Florida
Bob Etter, PK, Georgia
Stan Hindman, G, Ole Miss
Mark Gentry, T, Tennessee
1966 Bob Etter, PK, Georgia
Lynn Hughes, DB, Georgia
Mac Haik, SE, Ole Miss
1967 Bob Childs, LB, Alabama
Steve Davis, PK, Alabama
Donnie Sutton, FL, Alabama
Bob Johnson, C, Tennessee
1968 Bob White, PK, Arkansas
Bill Stanfill, DE, Georgia
Steve Hindman, TB, Ole Miss
Jim Burns, DB, Vanderbilt
1969 Bill Burnett, TB, Arkansas

- Terry Stewart, DB, Arkansas
Buddy McClinton, DB, Auburn
Carlos Alvarez, SE, Florida
Julian Fagan, P, Ole Miss
1970 Johnny Musso, TB, Alabama
Tim Priest, DB, Tennessee
1971 Johnny Musso, TB, Alabama
Carlos Alvarez, SE, Florida
Tom Nash, T, Georgia
Mixon Robinson, DE, Georgia
Jay Michaelson, PK, LSU
1972 Frank Dowsing, B, Miss. State
1973 Randy Hall, DT, Alabama
Tyler Lafauci, OG, LSU
Joe Winkler, DB, LSU
Jimmy Webb, DT, Miss. State
1974 Randy Hall, DT, Alabama
Bobby Davis, LB, Auburn
Tom Ranieri, G, Kentucky
Brad Davis, RB, LSU
Greg Markow, DE, Ole Miss
Doug Martin, WR, Vanderbilt
1975 Danny Ridgeway, PK, Alabama
Chuck Fletcher, T, Auburn
Damon Regen, LB, Vanderbilt
1976 Chris Vacarella, WB, Auburn
David Posey, PK, Florida
Will Coltharp, DE, Miss. State
1977 Wes Chandler, WR, Florida
Jeff Lewis, LB, Georgia
Robert Dugas, T, LSU
Robert Fabris, SE, Ole Miss
George Plasketes, DE, Ole Miss
Greg Martin, PK, Vanderbilt
1978 Mark Keen, C, Kentucky
Jim Kovach, LB, Kentucky
1979 Major Ogilvie, RB, Alabama
Brad Shoup, DB, Arkansas
1980 Cris Collinsworth, WR, Florida
Ken Toler, WR, Ole Miss
Tim Irwin, OT, Tennessee
1982 Terry Hoage, DB, Georgia
Mike Terry, DE, Tennessee
1983 Terry Hoage, DB, Georgia
Phil Roach, WR, Vanderbilt
1984 Gregg Carr, LB, Auburn
Juan Carlos Betanzos, PK, LSU
1985 Ken Pietrowiak, c, Kentucky

- Danny Hoskins, OG, Ole Miss
Jeff Noblin, DB, Ole Miss
1986 Nacho Albergamo, C, LSU
Danny Hoskins, OG, Ole Miss
Jeff Noblin, DB, Ole Miss
1987 Danny Hoskins, OG, Ole Miss
Mark Fryer, OT, South Carolina
1988 Wesley Walls, TE, Ole Miss
Mark Fryer, OT, South Carolina
1989 Todd Sandroni, DB, Ole Miss
Bo Russell, DB, Miss. State
1991 Brad Culpepper, DT, Florida
Joe Reaves, LB, South Carolina
1992 Todd Peterson, PK, Georgia
1993 Michael Gilmore, DB, Florida
1994 Terry Dean, QB, Florida
Michael Blanchard, OL, LSU
Matt Hawkins, PK, Auburn
Michael Gilmore, DB, Florida
1995 Danny Wuerffel, QB, Florida
1996 Danny Wuerffel, QB, Florida
1997 Peyton Manning, QB, Tennessee
Matt Stinchcomb, OL, Georgia
Chad Kessler, P, LSU
1998 Matt Stinchcomb, OL, Georgia
Jeff Zurcher, DB, Kentucky
2000 Scott Westerfield, PK, Miss. State
2001 Jon Stinchcomb, OL, Georgia
2002 Jon Stinchcomb, OL, Georgia
Rodney Reed, OL, LSU
Hunter Hillenmeyer, LB, Vanderbilt
2003 Rodney Reed, OL, LSU
2004 Rudy Niswanger, OL, LSU
Rob Robertson, LB, Ole Miss
Cody Ridgeway, P, Ole Miss
2005 Rudy Niswanger, OL, LSU
Taylor Begley, PK, Kentucky
Hayden Lane, OL, Kentucky
2006 Hayden Lane, OL, Kentucky
2007 Tim Tebow, QB, Florida
Jacob Tamme, TE, Kentucky
2008 Tim Tebow, QB, Florida
Tim Masthay, P, Kentucky
2009 Tim Tebow, QB, Florida
Colin Peek, TE, Alabama
2010 Greg McElroy, QB, Alabama
Barrett Jones, OL, Alabama
Drew Butler, P, Georgia



HONORS & ACCOLADES

ALABAMA • ARKANSAS • AUBURN • FLORIDA • GEORGIA • KENTUCKY • LSU • OLE MISS

- 2011** Barrett Jones, OT, Alabama
Drew Butler, P, Georgia
- 2012** Barrett Jones, C, Alabama
Dylan Breeding, P, Arkansas
- 2013** Aaron Murray, QB, Georgia
- 2013** Landon Foster, P, Kentucky

National Football Foundation Scholar-Athlete Awards

- 1959** Neyle Solee, F, Tennessee (Engineering)
- 1960** Ed Dyas, F, Auburn (Pre-Med)
- 1961** Wade Butcher, E, Vanderbilt (Electrical Engineering)
- 1965** John Cochran, LB, Auburn (Space Engineering)
- 1966** Bobby Etter, PK, Georgia (Mathematics)
Stanley Juk, DB, South Carolina (Chemistry)
- 1967** Tommy Lawhorne, LB, Georgia (Medicine)
Bob Johnson, C, Tennessee (Engineering)
- 1968** Billy Payne, E, Georgia (Political Science)
Steve Hindman, TB, Ole Miss (Medicine)
- 1969** Tim Callaway, MG, Georgia (Business)
Terry Stewart, S, Arkansas (Chemical Engineering)
- 1970** Tommy Lyons, C, Georgia (Psychology)
Don Denbo, G, Tennessee (Medicine)
- 1971** Tom Nash, T, Georgia (Mathematics)
Johnny Musso, HB, Alabama (Pre-Law)
- 1972** Frank Dowsing, DB, Miss. State (Pre-Med)
- 1973** Norris Weese, QB, Ole Miss (Accounting)
- 1974** William R. Cregar, FB, South Carolina (Biology)
Randy Hall, DT, Alabama (Pre-Med)

- Doug Martin, WR, Vanderbilt (Physics/Economics)
- 1975** Dick Lawrence, OT, Ole Miss (Business)
- 1976** John R. Busby, S, Arkansas (Pre-Med)
Darrell Carpenter, DT, Florida (Business)
Mike Mauck, DB, Tennessee (Pre-Dental)
- 1977** Jeff Lewis, LB, Georgia (Pre-Law)
- 1978** William Bradford Shoup, DB, Arkansas (Pre-Med)
Robert Dugas, OT, LSU (Pre-Med)
Jim Kovach, LB, Kentucky (Medicine)
- 1979** Steadman Shealy, QB, Alabama (Physical Education)
Leon Shadowen, OG, Kentucky (Accounting/Pre-Law)
- 1982** Gordon Beckham, QB, South Carolina (English)
James Britt, CB, LSU (Accounting)
- 1983** Terry Hoage, DB, Georgia (Genetics)
- 1984** Gregg Carr, LB, Auburn (Engineering)
Gary Rolle, WR, Florida (Zoology)
- 1985** Kent Austin, QB, Ole Miss (Pre-Law)
- 1986** Jeff Noblin, S, Ole Miss (Pre-Med)
- 1987** Nacho Albergamo, C, LSU (Pre-Med)
Danny Hoskins, OG, Ole Miss (Engineering)
- 1988** Wesley Walls, TE, Ole Miss (Engineering)
- 1989** Andy McCarroll, LB, Vanderbilt (English)
Bo Russell, DB, Miss. State (General Business)
- 1990** Sol Graves, QB, LSU (Zoology/Pre-Med)
- 1991** #Brad Culpepper, DT, Florida (History)
- 1994** Michael Gilmore, DB, Florida (Zoology)
- 1996** #Danny Wuerfell, QB, Florida (Journalism/PR)
- 1997** #Peyton Manning, QB, Tennessee (Speech Communication)
Chad Kessler, P, LSU (Microbiology)

- 1998** #Matt Stinchcomb, OT, Georgia (General Business)
Jeff Zurcher, S, Kentucky (English/Advertising)
 - 2002** Hunter Hillenmeyer, LB, Vanderbilt (Human/Organ. Development)
Bradie James, LB, LSU (Criminology)
Jon Stinchcomb, OT, Georgia (Microbiology)
 - 2003** Dontarrious Thomas, LB, Auburn (Management)
Rodney Reed, OL, LSU (Accounting)
Eli Manning, QB, Ole Miss (Marketing)
 - 2004** #Michael Munoz, OL, Tennessee (Public Administration)
David Greene, QB, Georgia (Business)
 - 2005** #Rudy Niswanger, OL, LSU (Kinesiology)
DeMeco Ryans, LB, Alabama (Management)
 - 2006** Chris Leak, QB, Florida
 - 2007** Jacob Tamme, TE, Kentucky
 - 2009** #Tim Tebow, QB, Florida
 - 2010** Greg McElroy, QB, Alabama
Derek Sherrod, OL, Miss. State
 - 2011** Drew Butler, P, Georgia
 - 2012** #Barrett Jones, C, Alabama
 - 2013** Aaron Murray, QB, Georgia
 - 2015** Taveze Calhoun, DB, Mississippi State
- # - Recipient of the William V. Campbell Trophy, recognizing the scholar-athlete who most fully represents the ideals of The National Football Foundation. The award was presented for the first time at the 1990 Annual Awards Dinner. Since 1990 the trophy has become the most prestigious and desirable academic award in college football. It recognizes the best of both the football world and academic arena and in some circles it has been deemed the "Academic Heisman".



Current SEC Network analyst and former Georgia football player Matt Stinchcomb accepting the 1998 William V. Campbell Award.

HONORS & ACCOLADES

MISSISSIPPI STATE • MISSOURI • SOUTH CAROLINA • TENNESSEE • TEXAS A&M • VANDERBILT



AFCA HONOREES

AFCA ACADEMIC ACHIEVEMENT AWARD WINNERS

The American Football Coaches Association Academic Achievement Award has been presented annually by the Touchdown Club of Memphis, Tenn., to the school with the highest graduation rate among members of its football team. The College Football Association presented the award from 1981-97.

Year	School	Honorable Mention (SEC Only)	Year	School	Honorable Mention (SEC Only)
1981	Duke		2002	Northwestern	Vanderbilt, Florida, Mississippi State
1982	Notre Dame		2003	Duke	Vanderbilt, South Carolina
1983	Notre Dame		2004	Boston College/Northwestern	Vanderbilt
1984	Notre Dame, Duke		2005	Duke, Northwestern	Ole Miss, Vanderbilt
1985	Virginia		2006	Southern Methodist	Auburn
1986	Virginia		2007	Northwestern, Notre Dame	Alabama, Florida, Mississippi State, Vanderbilt
1987	Duke	Vanderbilt	2008	Vanderbilt	Alabama, Florida, Georgia
1988	Notre Dame	Kentucky, Vanderbilt	2009	Notre Dame/Miami	Alabama, Florida, Vanderbilt
1989	Kentucky	Tennessee, Vanderbilt	2010	Northwestern/Rice	Arkansas, Auburn, Kentucky, LSU, Vanderbilt
1990	Duke	Vanderbilt	2011	Miami/Boise St.	Florida, LSU, Vanderbilt
1991	Notre Dame	Kentucky, Tennessee, Vanderbilt	2012	Northwestern/Stanford	Alabama, Ole Miss, Vanderbilt, Georgia, Missouri, Texas A&M
1992	Boston College	Florida, Mississippi State, Vanderbilt, TCU	2013	Georgia/Rice/ Stanford/Tulane	Alabama, Florida, Missouri, South Carolina, Texas A&M
1993	Duke	Kentucky, Ole Miss, Mississippi State, Tennessee	2014	Duke/Northwestern/ Notre Dame/Stanford	Alabama, Arkansas, Florida, Kentucky, Mississippi State
1994	Duke	Kentucky, Mississippi State, Vanderbilt	2015	Vanderbilt/Duke	Alabama, Florida, LSU, Mississippi State, Missouri, South Carolina
1995	Boston College	Mississippi State, S. Carolina, Vanderbilt			
1996	Boston College/Duke/ Vanderbilt				
1997	Duke				
1998	Northwestern	Florida, Mississippi State, Tennessee, Vanderbilt			
1999	Duke	Georgia, Ole Miss, Mississippi State, Tennessee, Vanderbilt			
2000	Syracuse	Mississippi State, South Carolina			
2001	Vanderbilt	LSU, Mississippi State, South Carolina			

SCHOLAR-ATHLETE TEAM

1991

Offense

OL... Cal Dixon, Florida
OL... Greg Lahr, Kentucky

Defense

DL... Brad Culpepper,
Florida
DL... Scott Wharton, LSU
LB... Daniel Boyd,
Mississippi State

1992

Offense

OL... Alec Millen, Georgia
PK... Doug Pelfrey, Kentucky

Defense

DL... Owen Kelly, Arkansas
LB... Daniel Boyd,
Mississippi State
LB... Dean Wells, Kentucky

1993

Offense

OL... Chris Oliver, Arkansas
QB... Eric Zeier, Georgia

Defense

LB... Marty Moore, Kentucky
DB... Michael Gilmore,
Florida

1994

Offense

OL... Michael Blanchard,
LSU
PK... Matt Hawkins, Auburn
RB... Eric Lewis, Vanderbilt

Defense

DB... Michael Gilmore,
Florida

1995

Offense

PK... Matt Hawkins, Auburn

Defense

DL... Shannon Brown,
Alabama
DLB... Scott Galyon,
Tennessee
DL... Gabe Northern, LSU

1996

Offense

QB... Peyton Manning,
Tennessee
QB... Danny Wuerffel,
Florida

Defense

LB... Mike Schellenberger,
Kentucky
DL... Kyle Wicker, Ole Miss
DB... Lawrence Wright,
Florida

1992

OL... Alec Millen, Georgia
PK... Doug Pelfrey, Kentucky

1993

DL... Travis Jones, Georgia
DL... Kevin Carter, Florida

1994

WR... Leon Smith, Kentucky

1995

OL... Bubba Miller,
Tennessee
DL... Gabe Northern, LSU
QB... Brian Smith, Georgia

1996

QB... Peyton Manning,
Tennessee
QB... Danny Wuerffel,
Florida
LB... Mike Schellenberger,
Kentucky
DL... Kyle Wicker, Ole Miss
DB... Lawrence Wright,
Florida

1997

LB... Shane Burnham, South
Carolina
OT... Matt Stinchcomb,
Georgia
LB... Walker Jones, Ole Miss
QB... Peyton Manning,
Tennessee

1998

P... Jimmy Carter, Kentucky
PK... Jeff Hall, Tennessee
OT... Matt Stinchcomb,
Georgia

GOOD WORKS TEAM

1999

LB... Corey Atkins,
South Carolina
LB... Haven Fields, Auburn
PK... Seth Hanson, Kentucky
RB... Deuce McAllister,
Ole Miss

2000

LB... Matt Layow, Kentucky
P... David Leaverton,
Tennessee
RB... Brett Millican, Georgia
QB... Romaro Miller,
Ole Miss
QB... Kevin Sides, South
Carolina

2001

QB... Rohan Davey, LSU
OT... Jon Stinchcomb,
Georgia

2002

OL... Antonio Hall, Kentucky
QB... Eli Manning, Ole Miss

2003

LB... Kevin Burnett,
Tennessee
QB... David Greene,
Georgia
LB... Jamil Northcutt,
Ole Miss
DL... Reggie Torbor, Auburn

2004

CB... Antoine Huffman,
Kentucky
WR... Taqiy Muhammad,
South Carolina

2005

CB... Antoine Huffman,
Kentucky
QB... D.J. Shockley, Georgia
DB... Will Herring, Auburn

DE... Parys Haralson,
Tennessee

2007

FB... Jason Cook, Ole Miss
SS... Kelin Johnson,
Georgia

2008

P... Tim Mashay, Kentucky

2009

QB... Tim Tebow, Florida
DL... Jeff Owens, Georgia

2011

TE... Aron White, Georgia
DL... Jacob Lewellen,
Kentucky

2012

C... Barrett Jones, Alabama
TE... Philip Lutzenkirchen,
Auburn
QB... Aaron Murray,
Georgia

2013

PK... Carey Spear,
Vanderbilt

2014

WR... Chris Conley, Georgia
OL... Max Godby, Kentucky
LB... Deterrian Shackelford,
Ole Miss
LS... Andrew East,
Vanderbilt

2015

WR... Jonathan Wallace,
Auburn
SE... Malcolm Mitchell,
Georgia
P... Landon Foster,
Kentucky



HONORS & ACCOLADES

ALABAMA • ARKANSAS • AUBURN • FLORIDA • GEORGIA • KENTUCKY • LSU • OLE MISS

SEC ANNUAL AWARD WINNERS

SEC PLAYER OF THE YEAR

- 1933 . . HB Beattie Feathers, Tennessee
- 1934 . . TB Dixie Howell, Alabama
- 1935 . . E Willie Geny, Vanderbilt
- 1936 . . C Walter Gilbert, Auburn
- 1937 . . C Carl Hinkle, Vanderbilt
- 1938 . . HB George Cafego, Tennessee
- 1939 . . E Ken Kavanaugh, LSU
- 1939 . . WB Bob Foxx, Tennessee
- 1940 . . E Erwin Elrod, Mississippi State
- 1941 . . FB Jack Jenkins, Vanderbilt
- 1942 . . TB Frank Sinkwich, Georgia
- 1943 . . No Selection Made
- 1944 . . HB Tom McWilliams, Mississippi State
- 1945 . . TB Harry Gilmer, Alabama
- 1946 . . HB Charley Trippi, Georgia
- 1947 . . TB Charlie Conerly, Ole Miss
- 1948 . . QB John Rauch, Georgia
- 1949 . . QB Travis Tidwell, Auburn
- 1950 . . QB Babe Parilli, Kentucky
- 1951 . . QB Bill Wade, Vanderbilt
- 1952 . . QB Jackie Parker, Mississippi State
- 1953 . . QB Jackie Parker, Mississippi State
- 1954 . . HB Art Davis, Mississippi State
- 1955 . . TB John Majors, Tennessee
- 1956 . . TB John Majors, Tennessee
- 1957 . . T Lou Michaels, Kentucky
- 1958 . . HB Billy Cannon, LSU
- 1959 . . HB Billy Cannon, LSU
- 1960 . . QB Jake Gibbs, Ole Miss
- 1961 . . QB Pat Trammell, Alabama
- 1962 . . HB Jerry Stovall, LSU
- 1963 . . QB Jimmy Sidle, Auburn
- 1964 . . FB Tucker Frederickson, Auburn
- 1965 . . QB Steve Sloan, Alabama
- 1966 . . QB Steve Spurrier, Florida
- 1967 . . E Bob Goodridge, Vanderbilt
- 1968 . . S Jake Scott, Georgia
- 1969 . . QB Archie Manning, Ole Miss
- 1970 . . QB Pat Sullivan, Auburn
- 1971 . . TB Johnny Musso, Alabama
- 1972 . . QB Terry Davis, Alabama
- 1973 . . TB Sonny Collins, Kentucky
- 1974 . . QB Rocky Felker, Mississippi State
- 1975 . . FB Jimmy DuBose, Florida
- 1976 . . QB Ray Goff, Georgia
- 1977 . . TB Charles Alexander, LSU
- 1978 . . TB Willie McClendon, Georgia
- 1979 . . RB Joe Cribbs, Auburn
- 1980 . . RB Herschel Walker, Georgia
- 1981 . . RB Herschel Walker, Georgia
- 1982 . . RB Herschel Walker, Georgia
- 1983 . . DT Reggie White, Tennessee
- 1984 . . QB Kerwin Bell, Florida
- 1985 . . RB Bo Jackson, Auburn
- 1986 . . LB Cornelius Bennett, Alabama
- 1987 . . WR Wendell Davis, LSU
- 1988 . . DT Tracy Rocker, Auburn
- 1989 . . RB Emmitt Smith, Florida
- 1990 . . QB Shane Matthews, Florida
- 1991 . . QB Shane Matthews, Florida
- 1992 . . RB Garrison Hearst, Georgia
- 1993 . . QB Heath Shuler, Tennessee

- 1994 . . QB Jay Barker, Alabama
- 1995 . . QB Danny Wuerffel, Florida
- 1996 . . QB Danny Wuerffel, Florida
- 1997 . . QB Peyton Manning, Tennessee
- 1998 . . QB Tim Couch, Kentucky
- 1999 . . RB Shaun Alexander, Alabama
- 2000 . . RB Rudi Johnson, Auburn
- 2001 . . QB Rex Grossman, Florida
- 2002 . . DE David Pollack, Georgia

SEC OFFENSIVE PLAYER OF THE YEAR

- 2003 . . QB Eli Manning, Ole Miss
- 2004 . . QB Jason Campbell, Auburn
- 2005 . . QB Jay Cutler, Vanderbilt
- 2006 . . RB Darren McFadden, Arkansas
- 2007 . . RB Darren McFadden, Arkansas
- 2008 . . QB Tim Tebow, Florida
- 2009 . . QB Tim Tebow, Florida
- 2010 . . QB Cam Newton, Auburn
- 2011 . . RB Trent Richardson, Alabama
- 2012 . . QB Johnny Manziel, Texas A&M
- 2013 . . RB Tre Mason, Auburn
- 2014 . . WR Amari Cooper, Alabama
- 2015 . . RB Derrick Henry, Alabama

SEC DEFENSIVE PLAYER OF THE YEAR

- 2003 . . DT Chad Lavalais, LSU
- 2004 . . DE David Pollack, Georgia
- 2005 . . LB DeMeco Ryans, Alabama
- 2006 . . LB Patrick Willis, Ole Miss
- 2007 . . DT Glenn Dorsey, LSU
- 2008 . . DB Eric Berry, Tennessee
- 2009 . . LB Rolando McClain, Alabama
- 2010 . . DB Patrick Peterson, LSU
- 2011 . . DB Morris Claiborne, LSU
- 2012 . . DL Jadeveon Clowney, South Carolina
- 2013 . . LB C.J. Mosley, Alabama
DE Michael Sam, Missouri
- 2014 . . DL Shane Ray, Missouri
- 2015 . . LB Reggie Ragland, Alabama

SEC SPECIAL TEAMS PLAYER OF THE YEAR

- 2004 . . RB Carnell Williams, Auburn
- 2005 . . RS Skyler Green, LSU
- 2006 . . PK John Vaughn, Auburn
- 2007 . . RS Felix Jones, Arkansas
- 2008 . . RS Brandon James, Florida
- 2009 . . RS Javier Arenas, Alabama
- 2010 . . RS Patrick Peterson, LSU
- 2011 . . RS Joe Adams, Arkansas
- 2012 . . PK Caleb Sturgis, Florida
RS Ace Sanders, South Carolina
- 2013 . . KR Christian Jones, Alabama
- 2014 . . AP/RS Marcus Murphy, Missouri
- 2015 . . DB Evan Berry, Tennessee

SEC FRESHMAN OF THE YEAR

*From 1986-98, selected by Knoxville News-Sentinel.
From 1999-Present, selected by SEC coaches.

- 1986 . . QB Tommy Hodson, LSU
- 1987 . . RB Emmitt Smith, Florida
- 1988 . . No selection made

HONORS & ACCOLADES



MISSISSIPPI STATE • MISSOURI • SOUTH CAROLINA • TENNESSEE • TEXAS A&M • VANDERBILT

- 1989 . . No selection made
- 1990 . . RB Garrison Hearst, Georgia
LB James Willis, Auburn
- 1991 . . QB Eric Zeier, Georgia
- 1992 . . QB Steve Tanneyhill, South Carolina
ILB Randall Godfrey, Georgia
- 1993 . . QB Danny Wuerffel, Florida
- 1994 . . QB Peyton Manning, Tennessee
- 1995 . . RB Kevin Faulk, LSU
DL Anthony McFarland, LSU
DB Martavious Houston, Auburn
- 1996 . . RB Derick Logan, Kentucky
DB Mark Roman, LSU
- 1997 . . RB Jamal Lewis, Tennessee
- 1998 . . QB Quincy Carter, Georgia
- 1999 . . WR Ronney Daniels, Auburn
- 2000 . . WRJabar Gaffney, Florida
- 2001 . . QB David Greene, Georgia
- 2002 . . RB Kwane Doster, Vanderbilt
- 2003 . . QB Chris Leak, Florida
- 2004 . . LB Brandon Siler, Florida
- 2005 . . RB Darren McFadden, Arkansas
- 2006 . . WR Percy Harvin, Florida
- 2007 . . RB Knowshon Moreno, Georgia
- 2008 . . WR A.J. Green, Georgia
- 2009 . . RB Warren Norman, Vanderbilt
- 2010 . . RB Marcus Lattimore, South Carolina
- 2011 . . DL Jadeveon Clowney, South Carolina
- 2012 . . QB Johnny Manziel, Texas A&M
- 2013 . . WR Laquon Treadwell, Ole Miss
- 2014 . . RB Nick Chubb, Georgia
- 2015 . . WR Christian Kirk, Texas A&M

SEC SCHOLAR-ATHLETE OF THE YEAR

- 2003 . . Dontarrious Thomas, Auburn
- 2004 . . David Greene, Georgia
- 2005 . . Rudy Niswanger, LSU
- 2006 . . Hayden Lane, Kentucky
- 2007 . . Jacob Tamme, Kentucky
- 2008 . . Tim Tebow, Florida
- 2009 . . Tim Tebow, Florida
- 2010 . . Greg McElroy, Alabama
- 2011 . . Barrett Jones, Alabama
- 2012 . . Barrett Jones, Alabama
- 2013 . . Aaron Murray, Georgia
- 2014 . . Chris Conley, Georgia
- 2015 . . Ryan Kelly, Alabama

JACOBS BLOCKING TROPHY

- 1935 . . Riley Smith, Alabama
- 1936 . . Billy May, LSU
- 1937 . . Leroy Monsky, Alabama
- 1938 . . Sam Bartholomew, Tennessee
- 1939 . . Sam Bartholomew, Tennessee
- 1940 . . Lloyd Cheatham, Auburn
- 1941 . . Jack Jenkins, Vanderbilt
- 1942 . . Jack Jenkins, Vanderbilt
- 1943 . . John Steber, Georgia Tech
- 1944 . . Billy Bevis, Tennessee
- 1945 . . Billy Bevis, Tennessee
- 1946 . . Hal Self, Alabama
- 1947 . . Buddy Bowen, Ole Miss
- 1948 . . Truitt Smith, Mississippi State
- 1949 . . Butch Avinger, Alabama
- 1950 . . Butch Avinger, Alabama
- 1951 . . Jimmy Hahn, Tennessee

- 1952 . . John Michels, Tennessee
- 1953 . . Crawford Mims, Ole Miss
- 1954 . . Charles Evans, Mississippi State
- 1955 . . Paige Cothren, Ole Miss
- 1956 . . Stockton Adkins, Tennessee
- 1957 . . Stockton Adkins, Tennessee
- 1958 . . J. W. Brodnax, LSU
- 1959 . . Jim Cartwright, Tennessee
- 1960 . . Jim Cartwright, Tennessee
- 1961 . . Billy Neighbors, Alabama
- 1962 . . Butch Wilson, Alabama
- 1963 . . Tucker Frederickson, Auburn
- 1964 . . Tucker Frederickson, Auburn
- 1965 . . Hal Wantland, Tennessee
- 1966 . . Cecil Dowdy, Alabama
- 1967 . . Bob Johnson, Tennessee
- 1968 . . Brad Johnson, Georgia
- 1969 . . Chip Kell, Tennessee
- 1970 . . Chip Kell, Tennessee
- 1971 . . Royce Smith, Georgia
- 1972 . . John Hannah, Alabama
- 1973 . . Buddy Brown, Alabama
- 1974 . . Sylvester Croom, Alabama
- 1975 . . Randy Johnson, Georgia
- 1976 . . Warren Bryant, Kentucky
- 1977 . . Bob Cryder, Alabama
- 1978 . . Robert Dugas, LSU
- 1979 . . Dwight Stephenson, Alabama
- 1980 . . Nat Hudson, Georgia
- 1981 . . Wayne Harris, Mississippi State
- 1982 . . Wayne Harris, Mississippi State
- 1983 . . Guy McIntyre, Georgia
- 1984 . . Lomas Brown, Florida
- 1985 . . Peter Anderson, Georgia
- 1986 . . Wes Neighbors, Alabama
- 1987 . . Harry Galbreath, Tennessee
- 1988 . . Howard Cross, Alabama
- 1989 . . Eric Still, Tennessee
- 1990 . . Antone Davis, Tennessee
- 1991 . . Cal Dixon, Florida
- 1992 . . Everett Lindsay, Ole Miss
- 1993 . . Tobie Sheils, Alabama
- 1994 . . Jason Odom, Florida
- 1995 . . Jason Odom, Florida
- 1996 . . Donnie Young, Florida
- 1997 . . Alan Faneca, LSU
- 1998 . . Matt Stinchcomb, Georgia
- 1999 . . Chris Samuels, Alabama
- 2000 . . Kenyatta Walker, Florida
- 2001 . . Kendall Simmons, Auburn
- 2002 . . Shawn Andrews, Arkansas
- 2003 . . Shawn Andrews, Arkansas
- 2004 . . Wesley Britt, Alabama
- 2005 . . Marcus McNeill, Auburn
- 2006 . . Arron Sears, Tennessee
- 2007 . . Andre Smith, Alabama
Jonathan Luigs, Arkansas
- 2008 . . Michael Oher, Ole Miss
- 2009 . . Ciron Black, LSU
- 2010 . . Lee Ziebma, Auburn
- 2011 . . Barrett Jones, Alabama
- 2012 . . Luke Joeckel, Texas A&M
- 2013 . . Jake Matthews, Texas A&M
- 2014 . . La'el Collins, LSU
- 2015 . . Ryan Kelly, Alabama
Sebastian Tretola, Arkansas



HONORS & ACCOLADES

ALABAMA • ARKANSAS • AUBURN • FLORIDA • GEORGIA • KENTUCKY • LSU • OLE MISS

COACHES' ALL-SEC

1984

OFFENSE

WR...Chuck Scott, Vandy
 WR...Eric Martin, LSU
 *TE...Jim Popp, Vandy
 *TE...Corwyn Aldredge, MSU
 OT...Lomas Brown, Fla.
 OT...Lance Smith, LSU
 OG...Bill Mayo, Tenn.
 OG...Jeff Lott, Aub.
 C...Phil Bromley, Fla.
 QB...Kurt Page, Vandy
 RB...Dalton Hilliard, LSU
 RB...Johnnie Jones, Tenn.
 PK...Kevin Butler, Ga.

DEFENSE

DE...Freddie Joe Nunn, Miss.
 DE...Alonzo Johnson, Fla.
 DT...Jon Hand, Ala.
 DT...Ben Thomas, Aub.
 DG...Tim Newton, Fla.
 LB...Gregg Carr, Aub.
 *LB...Cornelius Bennett, Ala.
 *LB...Knox Culppepper, Ga.
 DB...Jeff Sanchez, Ga.
 DB...Paul Calhoun, Ky.
 DB...Liffort Hobbly, LSU
 DB...Jeffery Dale, LSU
 P...Ricky Anderson, Vandy

1985

OFFENSE

WR...Tim McGee, Tenn.
 WR...Al Bell, Ala.
 TE...Jim Popp, Vandy
 OL...Will Wolford, Vandy
 OL...Jeff Zimmerman, Fla.
 OL...Bruce Wilkerson, Tenn.
 OL...Steve Wallace, Aub.
 C...Peter Anderson, Ga.
 QB...Mike Shula, Ala.
 RB...Bo Jackson, Aub.
 RB...Dalton Hilliard, LSU
 PK...Carlos Reveiz, Tenn.

DEFENSE

L...Jon Hand, Ala.
 L...Gerald Williams, Aub.
 L...Roland Barbay, LSU
 L...Greg Waters, Ga.
 G...Harold Hallman, Aub.
 LB...Michael Brooks, LSU
 LB...Alonzo Johnson, Fla.
 LB...Cornelius Bennett, Ala.
 LB...Dale Jones, Tenn.
 DB...Chris White, Tenn.
 DB...Tom Powell, Aub.
 DB...John Little, Ga.
 DB...Norman Jefferson, LSU
 DB...Freddie Robinson, Ala.
 P...Bill Smith, Miss.

1986

OFFENSE

WR...Wendell Davis, LSU
 WR...Ricky Nattiel, Fla.
 TE...Brian Kinchen, LSU
 OL...Eric Andolsek, LSU
 OL...Bruce Wilkerson, Tenn.
 OL...Jeff Zimmerman, Fla.
 OL...Wilbur Strozier, Ga.
 *C...Wes Neighbors, Ala.
 *C...Ben Tamburello, Aub.
 *QB...Don Smith, MSU
 *QB...Tommy Hodson, LSU
 RB...Brent Fullwood, Aub.

RB...Bobby Humphrey, Ala.
 PK...Van Tiffin, Ala.

DEFENSE

L...Tracy Rocker, Aub.
 L...Henry Thomas, LSU
 L...Roland Barbay, LSU
 LB...Jeff Herrod, Miss.
 LB...Toby Caston, LSU
 OLB...Cornelius Bennett, Ala.
 *OLB...Aundray Bruce, Aub.
 *OLB...Dale Jones, Tenn.
 DB...Stevon Moore, Miss.
 DB...Freddie Robinson, Ala.
 OB...Jarvis Williams, Fla.
 *DB...Adrian White, Fla.
 *DB...Jeff Noblin, Miss.
 P...Bill Smith, Miss.

1987

OFFENSE

WR...Wendell Davis, LSU
 WR...Lawyer Tillman, Aub.
 *TE...Howard Cross, Ala.
 *TE...Walter Reeves, Aub.
 OL...Kim Stephens, Ga.
 OL...Stacy Searels, Aub.
 OL...Harry Galbreath, Tenn.
 OL...Eric Andolsek, LSU
 C...Nacho Albergamo, LSU
 *QB...Jeff Burger, Aub.
 *QB...Tommy Hodson, LSU
 RB...Bobby Humphrey, Ala.
 RB...Emmitt Smith, Fla.
 PK...Win Lyle, Aub.

DEFENSE

T...Tracy Rocker, Aub.
 T...Jerry Reese, Ky.
 G...Darrell Phillips, LSU
 LB...Kurt Crain, Aub.
 LB...John Brantley, Ga.
 OLB...Aundray Bruce, Aub.
 OLB...Derrick Thomas, Ala.
 DB...Kevin Porter, Aub.
 DB...Louis Oliver, Fla.
 DB...Jarvis Williams, Fla.
 DB...Chris Carrier, LSU
 P...Brian Shulman, Aub.

1988

OFFENSE

WR...Boo Mitchell, Vandy
 WR...Tony Moss, LSU
 TE...Wesley Walls, Miss.
 OL...Ralph Norwood, LSU
 OL...David Williams, Fla.
 *OL...Larry Rose, Ala.
 *OL...Eric Still, Tenn.
 *OL...Jim Thompson, Aub.
 C...Todd Wheeler, Ga.
 QB...Tommy Hodson, LSU
 RB...Tim Worley, Ga.
 *RB...Eddie Fuller, LSU
 *RB...Emmitt Smith, Fla.
 PK...David Browndyke, LSU

DEFENSE

T...Trace Armstrong, Fla.
 T...Tracy Rocker, Aub.
 *MG...Bill Goldberg, Ga.
 *MG...Darrell Phillips, LSU
 *MG...Jeff Roth, Fla.
 LB...Keith DeLong, Tenn.
 LB...Quentin Riggins, Aub.
 OLB...Eric Hill, LSU
 OLB...Derrick Thomas, Ala.
 DB...Carlo Cheattom, Aub.

DB...Louis Oliver, Fla.
 DB...Todd Sandroni, Miss.
 DB...Ben Smith, Ga.
 P...Brian Shulman, Aub.

1989

OFFENSE

WR...Tony Moss, LSU
 WR...Willie Green, Miss.
 TE...Lamonde Russell, Ala.
 OL...John Durden, Fla.
 OL...Ed King, Aub.
 OL...Eric Still, Tenn.
 *OL...Terrill Chatman, Ala.
 *OL...Antone Davis, Tenn.
 *OL...Mike Pfeifer, Ky.
 C...John Hudson, Aub.
 QB...Gary Hollingsworth, Ala.
 RB...Emmitt Smith, Fla.
 RB...Chuck Webb, Tenn.
 PK...Philip Doyle, Ala.
 *Tied for the position

DEFENSE

DT...Oliver Barnett, Ky.
 DT...Marion Hobby, Tenn.
 MG...Willie Wyatt, Ala.
 ILB...Keith McCants, Ala.
 ILB...Quentin Riggins, Aub.
 OLB...Huey Richardson, Fla.
 *OLB...Tony Bennett, Miss.
 *OLB...Craig Ogletree, Aub.
 DB...Richard Fain, Fla.
 DB...John Mangum, Ala.
 DB...Ben Smith, Ga.
 DB...Efrum Thomas, Ala.
 P...Kent Elmore, Tenn.

1990

OFFENSE

WR...Todd Kinchen, LSU
 WR...Carl Pickens, Tenn.
 TE...Kirk Kirkpatrick, Fla.
 OL...Terrill Chatman, Ala.
 OL...Antone Davis, Tenn.
 OL...Ed King, Aub.
 *OL...Charles McRae, Tenn.
 *OL...Rob Selby, Aub.
 *C...Blake Miller, LSU
 *C...Roger Shultz, Ala.
 QB...Shane Matthews, Fla.
 RB...Randy Baldwin, Miss.
 RB...Tony Thompson, Tenn.
 PK...Phillip Doyle, Ala.

DEFENSE

DL...Kelvin Pritchett, Miss.
 DL...David Rocker, Aub.
 DL...George Thornton, Ala.
 ILB...Randy Holleran, Ky.
 ILB...John Sullins, Ala.
 OLB...Godfrey Myles, Fla.
 OLB...Huey Richardson, Fla.
 DB...Dale Carter, Tenn.
 DB...Richard Fain, Fla.
 DB...Efrum Thomas, Ala.
 DB...Will White, Fla.
 P...David Lawrence, Vandy

1991

OFFENSE

WR...Todd Kinchen, LSU
 WR...Carl Pickens, Tenn.
 TE...Victor Hall, Aub.
 OL...Eddie Blake, Aub.
 OL...Hesham Ismail, Fla.
 OL...Tom Myslinski, Tenn.

*OL...John James, MSU
 *OL...Kevin Mawae, LSU
 C...Cal Dixon, Fla.
 QB...Shane Matthews, Fla.
 RB...Corey Harris, Vandy
 RB...Siran Stacy, Ala.
 PK...Arden Czyzewski, Fla.

DEFENSE

DL...Brad Culppepper, Fla.
 DL...Robert Stewart, Ala.
 DL...Nate Williams, MSU
 ILB...Tim Paulk, Fla.
 ILB...Dwayne Simmons, Ga.
 OLB...Ephesians Bartley, Fla.
 OLB...Darryl Hardy, Tenn.
 DB...Corey Barlow, Aub.
 DB...Dale Carter, Tenn.
 DB...Jeremy Lincoln, Tenn.
 DB...Will White, Fla.
 P...Shayne Edge, Fla.
 *Tied for the position

1992

OFFENSE - FIRST TEAM

WR...Andre Hastings, Ga.
 WR...Willie Jackson, Fla.
 TE...Kirk Botkin, Ark.
 OL...Everett Lindsay, Miss.
 OL...Ernest Dye, USC
 OL...Mike Stowell, Tenn.
 OL...John James, MSU
 C...Tobie Sheils, Ala.
 QB...Shane Matthews, Fla.
 RB...Garrison Hearst, Ga.
 RB...James Bostic, Ala.
 PK...Scott Etheridge, Aub.

OFFENSE - SECOND TEAM

WR...Eddie Small, Miss.
 WR...Willie Harris, MSU
 TE...Pat Akos, Vandy
 OL...Chris Gray, Aub.
 OL...Alec Millen, Ga.
 OL...George Wilson, Ala.
 OL...Kevin Mawae, LSU
 C...Lee Ford, MSU
 QB...Eric Zeier, Ga.
 RB...Derrick Lassic, Ala.
 RB...Cory Philpot, Miss.
 PK...Doug Pelfrey, Ky.
 *Tied for the position

DEFENSE - FIRST TEAM

DL...Eric Curry, Ala.
 DL...John Copeland, Ala.
 DL...Todd Kelly, Tenn.
 ILB...Derrick Oden, Ala.
 ILB...James Willis, Aub.
 *OLB...Mitch Davis, Ga.
 *OLB...Lemanski Hall, Ala.
 DB...Antonio Langham, Ala.
 DB...George Teague, Ala.
 DB...Will White, Fla.
 DB...Johnny Dixon, Miss.
 P...Todd Jordan, MSU

DEFENSE - SECOND TEAM

DL...Chad Brown, Miss.
 DL...Greg Jackson, Ga.
 *DL...Jerome Brown, MSU
 *DL...Gary Rogers, Vandy
 ILB...Daniel Boyd, MSU
 *ILB...Dewayne Dotson, Miss.
 *ILB...Carlton Miles, Fla.
 OLB...Marc Woodard, MSU
 OLB...Karekin Cunningham, Aub.
 DB...Jeff Brothers, Vandy

HONORS & ACCOLADES



MISSISSIPPI STATE • MISSOURI • SOUTH CAROLINA • TENNESSEE • TEXAS A&M • VANDERBILT

DB . . . Frank Adams, USC
 DB . . . Danny Boyd, Miss.
 *DB . . . Tony Watkins, USC
 *DB . . . Orlando Watters, Ark.
 P . . . Pete Raether, Ark.

1993

OFFENSE - FIRST TEAM

WR . . . David Palmer, Ala.
 WR . . . Cory Fleming, Tenn.
 TE . . . Shannon Mitchell, Ga.
 OL . . . Wayne Gandy, Aub.
 OL . . . Bernard Williams, Ga.
 OL . . . Jeff Smith, Tenn.
 OL . . . Reggie Green, Fla.
 C . . . Tobie Sheils, Ala.
 QB . . . Heath Shuler, Tenn.
 RB . . . Errict Rhett, Fla.
 RB . . . James Bostic, Aub.
 PK . . . Michael Proctor, Ala.

OFFENSE - SECOND TEAM

WR . . . Bruce Hunter, Ga.
 WR . . . Jack Jackson, Fla.
 TE . . . Harold Bishop, LSU
 OL . . . Jason Odom, Fla.
 OL . . . Ryan Bell, Vandy
 OL . . . Isaac Davis, Ark.
 OL . . . Anthony Redmon, Aub.
 C . . . Kevin Mawae, LSU
 QB . . . Eric Zeier, Ga.
 RB . . . Charlie Garner, Tenn.
 RB . . . Brandon Bennett, USC
 PK . . . John Becksvoort, Tenn.

DEFENSE - FIRST TEAM

DL . . . Henry Ford, Ark.
 DL . . . William Gaines, Fla.
 DL . . . Jeremy Nunley, Ala.
 OLB . . . Dwayne Dotson, Ole Miss
 OLB . . . Ernest Dickson, USC*
 OLB . . . Lemanski Hall, Ala.*
 ILB . . . Marty Moore, Ky.
 ILB . . . Randall Godfrey, Ga.
 DB . . . Antonio Langham, Ala.
 DB . . . Marcus Jenkins, Ky.
 DB . . . Orlando Watters, Ark.
 DB . . . Johnny Dixon, Ole Miss
 P . . . Terry Daniel, Aub.

DEFENSE - SECOND TEAM

DL . . . Stacy Evans, USC
 DL . . . Alan Young, Vandy
 DL . . . James Wilson, Tenn.
 OLB . . . Mitch Davis, Ga.
 OLB . . . Cassius Ware, Ole Miss
 ILB . . . Abdul Jackson, Ole Miss
 ILB . . . Juan Long, MSU
 DB . . . Alundis Brice, Ole Miss
 DB . . . Chris Shelling, Aub.
 DB . . . Calvin Jackson, Aub.
 DB . . . Walt Harris, MSU*
 DB . . . Jason Parker, Tenn.*
 P . . . Shayne Edge, Fla.

1994

OFFENSE - FIRST TEAM

WR . . . Jack Jackson, Fla.
 WR . . . Frank Sanders, Aub.
 TE . . . David LaFleur, LSU
 OL . . . Jason Odom, Fla.
 OL . . . Kevin Mays, Tenn.
 OL . . . Jesse James, MSU
 *OL . . . Jon Stevenson, Ala.
 *OL . . . Willie Anderson, Aub.
 C . . . Shannon Roubique, Aub.
 QB . . . Jay Barker, Ala.
 RB . . . Sherman Williams, Ala.
 RB . . . Stephen Davis, Aub.
 PK . . . Michael Proctor, Ala.

OFFENSE - SECOND TEAM

WR . . . Eric Moulds, MSU
 WR . . . Hason Graham, Ga.
 *TE . . . Andy Fuller, Aub.
 *TE . . . Kendall Watkins, MSU
 OL . . . Jeff Smith, Tenn.
 OL . . . Steve Roberts
 OL . . . Jason Layman, Tenn.
 OL . . . Jeff Miller, Miss.
 C . . . Brian Anderson, MSU
 QB . . . Eric Zeier, Ga.
 RB . . . James Stewart, Tenn.
 RB . . . Kevin Bouie, MSU
 PK . . . Judd Davis, Fla.

DEFENSE - FIRST TEAM

DL . . . Kevin Carter, Fla.
 DL . . . Mike Pelton, Aub.
 DL . . . Ellis Johnson, Fla.
 ILB . . . Abdul Jackson, Miss.
 ILB . . . Dwayne Curry, MSU
 OLB . . . Ben Hanks, Fla.
 OLB . . . Gabe Northern, LSU
 DB . . . Larry Kennedy, Fla.
 DB . . . Brian Robinson, Aub.
 DB . . . Walt Harris, MSU
 *DB . . . Willie Gaston, Ala.
 *DB . . . Alundis Brice, Miss.
 P . . . Daniel, Aub.

DEFENSE - SECOND TEAM

DL . . . Shannon Brown, Ala.
 DL . . . Ben Talley, Tenn.
 DL . . . Dameian Jeffries, Ala.
 ILB . . . Dexter Daniels, Fla.
 ILB . . . Anthony Harris, Aub.
 OLB . . . Marcellus Mostella, Aub.
 OLB . . . Ralph Staten, Ala.
 DB . . . Jason Parker, Tenn.
 DB . . . Tommy Johnson, Ala.
 DB . . . Sam Shade, Ala.
 DB . . . Melvin Johnson, Ky.
 P . . . Shayne Edge, Fla.

1995

OFFENSE - FIRST TEAM

TE . . . Andy Fuller, Aub.
 OL . . . Jason Odom, Fla.
 OL . . . Reggie Green, Fla.
 OL . . . Willie Anderson, Aub.
 OL . . . Jason Layman, Tenn.
 C . . . Jeff Smith, Tenn.
 WR . . . Chris Doering, Fla.
 WR . . . Eric Moulds, MSU
 QB . . . Peyton Manning, Tenn.
 RB . . . Moe Williams, Ky.
 RB . . . Madre Hill, Ark.
 PK . . . Jeff Hall, Tenn.

OFFENSE - SECOND TEAM

TE . . . Kris Mangum, Miss.
 OL . . . Bubba Miller, Tenn.
 OL . . . Donnie Young, Fla.
 OL . . . Verl Mitchell, Ark.
 OL . . . Troy Stark, Ga.
 C . . . Shannon Roubique, Aub.
 WR . . . Ike Hilliard, Fla.
 WR . . . Eddie Kennison, LSU
 WR . . . Sheddric Wilson, LSU
 QB . . . Danny Wuerffel, Fla.
 RB . . . Jay Graham, Tenn.
 RB . . . Stephen Davis, Aub.
 PK . . . Michael Proctor, Ala.

DEFENSE - FIRST TEAM

DL . . . Shannon Brown, Ala.
 DL . . . Mark Campbell, Fla.
 DL . . . Steven Conley, Ark.
 OLB . . . Gabe Northern, LSU
 OLB . . . Ben Hanks, Fla.
 ILB . . . Dexter Daniels, Fla.

ILB . . . Mark Smith, Ark.
 DB . . . Anthon Lott, Fla.
 DB . . . Lawrence Wright, Fla.
 DB . . . Walt Harris, MSU
 DB . . . DeRon Jenkins, Tenn.
 P . . . Chad Kessler, LSU

DEFENSE - SECOND TEAM

DL . . . Junior Soli, Ark.
 DL . . . James Manley, Vandy
 DL . . . Shane Burton, Tenn.
 OLB . . . Marcellus Mostella, Aub.
 OLB . . . Phillip Daniels, Ga.
 ILB . . . John Walters, Ala.
 ILB . . . Dwayne Curry, MSU
 DB . . . Corey Johnson, Ga.
 DB . . . Ben Washington, USC
 DB . . . Tracy Cantlope, Ark.
 DB . . . Reggie Rusk, Vandy
 P . . . Bill Marinangel, Vandy

1996

OFFENSE - FIRST TEAM

TE . . . David LaFleur, LSU
 OL . . . Donnie Young, Florida
 OL . . . Adam Meadows, Georgia
 OL . . . Brent Smith, Miss. State
 OL . . . Alan Faneca, LSU
 C . . . Jeff Mitchell, Florida
 WR . . . Joey Kent, Tennessee
 WR . . . Ike Hilliard, Florida
 WR . . . Reidel Anthony, Florida
 QB . . . Danny Wuerffel, Florida
 RB . . . Duce Staley, South Carolina
 RB . . . Kevin Faulk, LSU
 PK . . . Jeff Hall, Tennessee
 PK . . . Jaret Holmes, Auburn

DEFENSE - FIRST TEAM

DL . . . Leonard Little, Tennessee
 DL . . . Michael Myers, Alabama
 DL . . . Ed Chester, Florida
 OLB . . . Dwayne Rudd, Alabama
 OLB . . . Ralph Staten, Alabama
 ILB . . . Jamie Duncan, Vanderbilt
 ILB . . . James Bates, Florida
 ILB . . . Takeo Spikes, Auburn
 DB . . . Kevin Jackson, Alabama
 DB . . . Lawrence Wright, Florida
 DB . . . Fred Weary, Florida
 DB . . . Anthon Lott, Florida
 DB . . . Terry Fair, Tennessee
 P . . . Bill Marinangel, Vanderbilt

OFFENSE - SECOND TEAM

TE . . . Kris Mangum, Ole Miss
 OL . . . Randy Wheeler, South Carolina
 OL . . . Victor Riley, Auburn
 OL . . . Ben Bordelon, LSU
 OL . . . Matt Stinchcomb, Georgia
 OL . . . Russ Brown, Arkansas
 C . . . John Causey, Alabama
 WR . . . Hines Ward, Georgia
 WR . . . Tyrone Goodson, Auburn
 QB . . . Peyton Manning, Tennessee
 RB . . . Dennis Riddle, Alabama
 RB . . . Jay Graham, Tennessee
 PK . . . Tim Montz, Ole Miss

DEFENSE - SECOND TEAM

DL . . . Chris Hood, Alabama
 DL . . . Anthony McFarland, LSU
 DL . . . Melvin Bradley, Arkansas
 DL . . . Jimmy Brumbaugh, Auburn &
 OLB . . . Darren Hambrick, South Carolina
 OLB . . . Brandon Tolbert, Georgia
 OLB . . . C.J. McLain, Arkansas
 ILB . . . Paul Lacoste, Miss. State
 ILB . . . Greg Bright, Georgia
 DB . . . Martavius Houston, Auburn
 DB . . . Deshea Townsend, Alabama
 DB . . . Fernando Bryant, Alabama

DB . . . Corey Johnson, Georgia
 P . . . Andy Russ, Miss. State

1997

OFFENSE - FIRST TEAM

TE . . . Rufus French, Ole Miss
 OL . . . Alan Faneca, LSU
 OL . . . Robert Hicks, Miss. State
 OL . . . Victor Riley, Auburn
 OL . . . Matt Stinchcomb, Georgia
 C . . . Todd McClure, LSU
 WR . . . Jacquez Green, Florida
 WR . . . Hines Ward, Georgia
 QB . . . Peyton Manning, Tennessee
 RB . . . Fred Taylor, Florida
 RB . . . Kevin Faulk, LSU
 PK . . . Jaret Holmes, Auburn

DEFENSE - FIRST TEAM

DL . . . Chuck Wiley, LSU
 DL . . . Mike Moten, Florida
 DL . . . Greg Favors, Miss. State
 OLB . . . Jevon Kearse, Florida
 OLB . . . Al Wilson, Tennessee
 ILB . . . Jamie Duncan, Vanderbilt
 ILB . . . Takeo Spikes, Auburn
 DB . . . Fred Weary, Florida
 DB . . . Champ Bailey, Georgia
 DB . . . Cedric Donaldson, LSU
 DB . . . Corey Chavous, Vanderbilt
 DB . . . Terry Fair, Tennessee
 P . . . Chad Kessler, LSU

OFFENSE - SECOND TEAM

TE . . . Rod Rutledge, Alabama
 OL . . . Brandon Burlsworth, Arkansas
 OL . . . Devon Coburn, Ole Miss
 OL . . . Jeno James, Auburn
 OL . . . Chris Samuels, Alabama
 OL . . . John Schlarman, Kentucky
 C . . . Trey Teague, Tennessee
 WR . . . Marcus Nash, Tennessee
 WR . . . Craig Yeast, Kentucky
 QB . . . Dameyune Craig, Auburn
 RB . . . Robert Edwards, Georgia
 RB . . . Jamal Lewis, Tennessee
 RB . . . John Avery, Ole Miss
 PK . . . Brian Hazelwood, Miss. State

DEFENSE - SECOND TEAM

DL . . . Jonathan Brown, Tennessee
 DL . . . Melvin Bradley, Arkansas
 DL . . . Jimmy Brumbaugh, Auburn &
 OLB . . . Carlton Hall, Vanderbilt
 OLB . . . Broc Kreitz, Ole Miss
 ILB . . . Leonard Little, Tennessee
 ILB . . . Greg Bright, Georgia
 DB . . . Teako Brown, Florida
 DB . . . Deshea Townsend, Alabama
 DB . . . Brad Ware, Auburn
 DB . . . Tremayne Martin, Kentucky
 DB . . . Fernando Bryant, Alabama
 P . . . Jeff Walker, Miss. State

1998

OFFENSE - FIRST TEAM

TE . . . Rufus French, Ole Miss
 OL . . . Matt Stinchcomb, Georgia
 OL . . . Brandon Burlsworth, Arkansas
 OL . . . Zach Piller, Florida
 OL . . . Chris Terry, Georgia
 C . . . Todd McClure, LSU
 WR . . . Craig Yeast, Kentucky
 WR . . . Travis McGriff, Florida
 QB . . . Tim Couch, Kentucky
 RB . . . James Johnson, Miss. State
 RB . . . Kevin Faulk, LSU
 PK . . . Jeff Hall, Tennessee



HONORS & ACCOLADES

ALABAMA • ARKANSAS • AUBURN • FLORIDA • GEORGIA • KENTUCKY • LSU • OLE MISS

OFFENSE – SECOND-TEAM

TE . . . Larry Brown, Georgia
 OL . . . Randy Thomas, Miss. State
 OL . . . Chris Samuels, Alabama
 OL . . . Chad Clifton, Tennessee
 OL . . . Kris Comstock, Kentucky
 OL . . . Cosey Coleman, Tennessee
 C . . . Eric Allen, Miss. State
 C . . . Jamar Nesbit, South Carolina
 WR . . . Peerless Price, Tennessee
 WR . . . Anthony Lucas, Arkansas
 QB . . . Quincy Carter, Georgia
 RB . . . Shaun Alexander, Alabama
 RB . . . Deuce McAllister, Ole Miss
 PK . . . Todd Latourette, Arkansas

DEFENSE – FIRST-TEAM

DL . . . Anthony McFarland, LSU
 DL . . . Reggie McGrew, Florida
 DL . . . Leonardo Carson, Auburn
 DL . . . Melvin Bradley, Arkansas
 OLB . . . Jevon Kearse, Florida
 OLB . . . Raynoch Thompson, Tenn.
 ILB . . . Al Wilson, Tennessee
 ILB . . . Johnny Rutledge, Florida
 DB . . . Zac Painter, Arkansas
 DB . . . Champ Bailey, Georgia
 DB . . . Teako Brown, Florida
 DB . . . Tony George, Florida
 DB . . . Fernando Bryant, Alabama
 P . . . Daniel Pope, Alabama

DEFENSE – SECOND-TEAM

DL . . . Ed Chester, Florida
 DL . . . Darwin Walker, Tennessee
 DL . . . Edward Smith, Miss. State
 OLB . . . Orantes Grant, Georgia
 OLB . . . Mike Peterson, Florida
 ILB . . . Barrin Simpson, Miss. State
 ILB . . . Jamie Winborn, Vanderbilt
 DB . . . Kirby Smart, Georgia
 DB . . . Mark Roman, LSU
 DB . . . Dwayne Goodrich, Tennessee
 DB . . . Rob Pate, Auburn
 DB . . . Gary Thigpen, Ole Miss
 P . . . Jeff Walker, Miss. State

1999

OFFENSE – FIRST-TEAM

TE . . . James Whalen, Kentucky
 OL . . . Chris Samuels, Alabama
 OL . . . Cooper Carlisle, Florida
 OL . . . Todd Wade, Ole Miss
 OL . . . Cosey Coleman, Tennessee
 C . . . Paul Hogan, Alabama
 WR . . . Freddie Milons, Alabama
 WR . . . Darrell Jackson, Florida
 QB . . . Tee Martin, Tennessee
 RB . . . Shaun Alexander, Alabama
 RB . . . Deuce McAllister, Ole Miss
 PK . . . Jeff Chandler, Florida

DEFENSE – FIRST-TEAM

DL . . . Alex Brown, Florida
 DL . . . Shaun Ellis, Tennessee
 DL . . . Darwin Walker, Tennessee
 OLB . . . Jeff Snedegar, Kentucky
 OLB . . . Raynoch Thompson, Tenn.
 ILB . . . Barrin Simpson, Miss. State
 ILB . . . Jamie Winborn, Vanderbilt
 DB . . . Kenoy Kennedy, Arkansas
 DB . . . Ashley Cooper, Miss. State
 DB . . . Deon Grant, Tennessee
 DB . . . Dwayne Goodrich, Tennessee
 P . . . Andy Smith, Kentucky

OFFENSE – SECOND-TEAM

TE . . . Joe Dean Davenport, Arkansas
 TE . . . Elliott Carson, Vanderbilt
 OL . . . Jeno James, Auburn
 OL . . . Kenyatta Walker, Florida

OL . . . Chad Clifton, Tennessee
 OL . . . Bobby Williams, Arkansas
 OL . . . Cheston Blackshear, Florida
 OL . . . Tutan Reyes, Ole Miss
 C . . . Miles Luckie, Georgia
 WR . . . Anthony Lucas, Arkansas
 WR . . . Ronney Daniels, Auburn
 QB . . . Clint Stoerner, Arkansas
 RB . . . Joe Gunn, Ole Miss
 RB . . . Jamal Lewis, Tennessee
 PK . . . Scott Westerfield, Miss. State

DEFENSE – SECOND-TEAM

DL . . . Gerard Warren, Florida
 DL . . . Richard Seymour, Georgia
 DL . . . Cornelius Griffin, Alabama
 DL . . . John Hilliard, Miss. State
 OLB . . . John Abraham, South Carolina
 OLB . . . Eddie Strong, Ole Miss
 ILB . . . Kendrell Bell, Georgia
 ILB . . . Orantes Grant, Georgia
 DB . . . Robert Bean, Miss. State
 DB . . . Fred Smoot, Miss. State
 DB . . . Ainsley Battles, Vanderbilt
 DB . . . David Barrett, Arkansas
 DB . . . Anthony Wajda, Kentucky
 P . . . Jeff Walker, Miss. State

2000

OFFENSE – FIRST-TEAM

TE . . . Derek Smith, Kentucky
 TE . . . Robet Royal, LSU
 OL . . . Kenyatta Walker, Florida
 OL . . . Terrence Metcalf, Ole Miss
 OL . . . Mike Pearson, Florida
 OL . . . Kendall Simmons, Auburn
 OL . . . Jonas Jennings, Georgia
 OL . . . Pork Chop Womack, Miss. State
 C . . . Paul Hogan, Alabama
 WR . . . Jabar Gaffney, Florida
 WR . . . Josh Reed, LSU
 QB . . . Josh Booty, LSU
 RB . . . Rudi Johnson, Auburn
 RB . . . Travis Henry, Tennessee
 PK . . . Alex Walls, Tennessee

OFFENSE – SECOND-TEAM

TE . . . Elliott Carson, Vanderbilt
 OL . . . Brandon Winey, LSU
 OL . . . Melvin Paige, South Carolina
 OL . . . Jon Stinchcomb, Georgia
 OL . . . Omar Smith, Kentucky
 OL . . . Brian Gruber, Vanderbilt
 C . . . Michael Fair, Miss. State
 WR . . . Cedrick Wilson, Tennessee
 WR . . . Ronney Daniels, Auburn
 WR . . . Jermale Kelly, South Carolina
 WR . . . Dan Stricker, Vanderbilt
 QB . . . Romaro Miller, Ole Miss
 RB . . . Deuce McAllister, Ole Miss
 RB . . . Dicozeno Miller, Miss. State
 PK . . . Jeff Chandler, Florida

DEFENSE – FIRST-TEAM

DL . . . Alex Brown, Florida
 DL . . . John Henderson, Tennessee
 DL . . . Richard Seymour, Georgia
 OLB . . . Kalimba Edwards, South Carolina
 OLB . . . Eric Westmoreland, Tennessee
 ILB . . . Quinton Cover, Arkansas
 ILB . . . Jamie Winborn, Vanderbilt
 DB . . . Lito Sheppard, Florida
 DB . . . Fred Smoot, Miss. State
 DB . . . Tim Wansley, Georgia
 DB . . . Rodney Crayton, Auburn
 DB . . . Ken Lucas, Ole Miss
 P . . . Damon Duval, Auburn

DEFENSE – SECOND-TEAM

DL . . . Gerard Warren, Florida
 DL . . . Marcus Stroud, Georgia
 DL . . . Derrick Burgess, Ole Miss

OLB . . . Bradie James, LSU
 OLB . . . Saleem Rasheed, Alabama
 ILB . . . Kendrell Bell, Georgia
 ILB . . . Treverence Faulk, LSU
 DB . . . Ryan Clark, LSU
 DB . . . Pig Prather, Miss. State
 DB . . . Andre Lott, Tennessee
 DB . . . Fred Booker, LSU
 DB . . . Sheldon Brown, South Carolina
 P . . . Richie Butler, Arkansas

2001

OFFENSE – FIRST-TEAM

TE . . . Randy McMichael, Georgia
 OL . . . Terrence Metcalf, Ole Miss
 OL . . . Fred Weary, Tennessee
 OL . . . Mike Pearson, Florida
 OL . . . Kendall Simmons, Auburn
 C . . . Zac Zedalis, Florida
 WR . . . Jabar Gaffney, Florida
 WR . . . Josh Reed, LSU
 QB . . . Rex Grossman, Florida
 RB . . . Travis Stephens, Tennessee
 RB . . . LaBrandon Toefield, LSU
 PK . . . Damon Duval, Auburn

DEFENSE – FIRST-TEAM

DL . . . Alex Brown, Florida
 DL . . . John Henderson, Tennessee
 DL . . . Will Overstreet, Tennessee
 OLB . . . Kalimba Edwards, South Carolina
 OLB . . . Bradie James, LSU
 ILB . . . Trev Faulk, LSU
 ILB . . . Saleem Rasheed, Alabama
 DB . . . Lito Sheppard, Florida
 DB . . . Syniker Taylor, Ole Miss
 DB . . . Tim Wansley, Georgia
 DB . . . Andre Lott, Tennessee
 DB . . . Sheldon Brown, South Carolina
 P . . . Damon Duval, Auburn

OFFENSE – SECOND-TEAM

TE . . . Terry Jones, Jr., Alabama
 OL . . . Jon Stinchcomb, Georgia
 OL . . . Melvin Paige, South Carolina
 OL . . . Jason Baggett, Kentucky
 OL . . . Shane Hall, South Carolina
 OL . . . Pat Green, Vanderbilt
 C . . . Ben Claxton, Ole Miss
 C . . . Curt McGill, Georgia
 WR . . . Reche Caldwell, Florida
 WR . . . Donte' Stallworth, Tennessee
 WR . . . Kelley Washington, Tennessee
 WR . . . Dan Stricker, Vanderbilt
 QB . . . Rohan Davey, LSU
 RB . . . Lew Thomas, Vanderbilt
 RB . . . Joe Gunn, Ole Miss
 RB . . . Fred Talley, Arkansas
 PK . . . Jeff Chandler, Florida

DEFENSE – SECOND-TEAM

DL . . . Charles Grant, Georgia
 DL . . . Kenny King, Alabama
 DL . . . Kindal Moorehead, Alabama
 DL . . . Jarvis Green, LSU
 OLB . . . Boss Bailey, Georgia
 OLB . . . Eddie Strong, Ole Miss
 ILB . . . Andra Davis, Florida
 ILB . . . Dontarrious Thomas, Auburn
 DB . . . Todd Johnson, Florida
 DB . . . Pig Prather, Miss. State
 DB . . . Andre Goodman, South Carolina
 DB . . . Damien James, LSU
 P . . . Glenn Pakulak, Kentucky

2002

OFFENSE – FIRST-TEAM

TE . . . Jason Witten, Tennessee
 OL . . . Shawn Andrews, Arkansas
 OL . . . Jon Stinchcomb, Georgia
 OL . . . Antonio Hall, Kentucky

OL . . . Stephen Peterman, LSU
 OL . . . Marico Portis, Alabama
 OL . . . Wesley Britt, Alabama
 C . . . Ben Nowland, Auburn
 WR . . . Taylor Jacobs, Florida
 WR . . . Terrence Edwards, Georgia
 QB . . . David Greene, Georgia
 RB . . . Artose Pinner, Kentucky
 RB . . . Fred Talley, Arkansas

DEFENSE – FIRST-TEAM

DL . . . David Pollack, Georgia
 DL . . . Kindal Moorehead, Alabama
 DL . . . Kenny King, Alabama
 OLB . . . Boss Bailey, Georgia
 OLB . . . Karlos Dansby, Auburn
 ILB . . . Bradie James, LSU
 ILB . . . Eddie Strong, Ole Miss
 ILB . . . Hunter Hillenmeyer, Vanderbilt
 DB . . . Ken Hamlin, Arkansas
 DB . . . Corey Webster, LSU
 DB . . . Travaris Robinson, Auburn
 DB . . . Matt Grier, Ole Miss
 DB . . . Julian Battle, Tennessee
 DB . . . Rashad Baker, Tennessee

SPECIALISTS – FIRST-TEAM

P . . . Glenn Pakulak, Kentucky
 PK . . . Billy Bennett, Georgia
 RS . . . Derek Abney, Kentucky

OFFENSE – SECOND-TEAM

TE . . . Aaron Walker, Florida
 OL . . . Kevin Breedlove, Georgia
 OL . . . Shannon Snell, Florida
 OL . . . Justin Smiley, Alabama
 OL . . . Will Ofenheusle, Tennessee
 C . . . Ben Claxton, Ole Miss
 WR . . . Michael Clayton, LSU
 WR . . . Dan Stricker, Vanderbilt
 QB . . . Rex Grossman, Florida
 QB . . . Jared Lorenzen, Kentucky
 RB . . . Musa Smith, Georgia
 RB . . . Domanick Davis, LSU
 RB . . . Ronnie Brown, Auburn

DEFENSE – SECOND-TEAM

DL . . . Jarret Johnson, Alabama
 DL . . . Johnathan Sullivan, Georgia
 DL . . . Langston Moore, South Carolina
 DL . . . Dewayne Robertson, Kentucky
 OLB . . . Tony Bua, Arkansas
 OLB . . . Eddie Moore, Tennessee
 ILB . . . Mark Brown, Auburn
 ILB . . . Tony Gilbert, Georgia
 ILB . . . Mario Haggan, Miss. State
 DB . . . Todd Johnson, Florida
 DB . . . Kewian Ratliff, Florida
 DB . . . Kentrell Curry, Georgia
 DB . . . Ahmad Carroll, Arkansas
 DB . . . Gerald Dixon, Alabama
 DB . . . Guss Scott, Florida

SPECIALISTS – SECOND-TEAM

P . . . Donnie Jones, LSU
 PK . . . John Corbello, LSU
 RS . . . Domanick Davis, LSU

2003

OFFENSE – FIRST-TEAM

TE . . . Ben Troupe, Florida
 OL . . . Shawn Andrews, Arkansas
 OL . . . Max Starks, Florida
 OL . . . Antonio Hall, Kentucky
 OL . . . Wesley Britt, Alabama
 C . . . Scott Wells, Tennessee
 WR . . . Michael Clayton, LSU
 WR . . . Chris Collins, Ole Miss
 QB . . . Eli Manning, Ole Miss
 RB . . . Carnell Williams, Auburn
 RB . . . Cedric Cobbs, Arkansas

HONORS & ACCOLADES



MISSISSIPPI STATE • MISSOURI • SOUTH CAROLINA • TENNESSEE • TEXAS A&M • VANDERBILT

DEFENSE – FIRST-TEAM

DL . . . David Pollack, Georgia
DL . . . Chad Lavalais, LSU
DL . . . Antwan Odom, Alabama
OLB . . . Karlos Dansby, Auburn
OLB . . . Derrick Pope, Alabama
ILB . . . Dontarrious Thomas, Auburn
ILB . . . Odell Thurman, Georgia
DB . . . Keiwan Ratliff, Florida
DB . . . Corey Webster, LSU
DB . . . Ahmad Carroll, Arkansas
DB . . . Tony Bua, Arkansas
DB . . . Sean Jones, Georgia

SPECIALISTS – FIRST-TEAM

P Dustin Colquitt, Tennessee
PK . . . Jonathan Nichols, Ole Miss
RS . . . Derek Abney, Kentucky

OFFENSE – SECOND-TEAM

TE . . . Jason Peters, Arkansas
OL . . . Stephen Peterman, LSU
OL . . . Max Jean-Gilles, Georgia
OL . . . Michael Munoz, Tennessee
OL . . . Travelle Wharton, South Carolina
C . . . Mike Degory, Florida
WR . . . Devery Henderson, LSU
WR . . . Justin Jenkins, Miss. State
QB . . . David Greene, Georgia
QB . . . Matt Mauck, LSU
RB . . . Shaud Williams, Alabama
RB . . . Cedric Houston, Tennessee

DEFENSE – SECOND-TEAM

DL . . . Jovan Haye, Vanderbilt
DL . . . Reggie Torbor, Auburn
DL . . . Bobby McCray, Florida
OLB . . . Kevin Burnett, Tennessee
OLB . . . Kevin Simon, Tennessee
ILB . . . Caleb Miller, Arkansas
ILB . . . Channing Crowder, Florida
DB . . . Daryl Dixon, Florida
DB . . . Gibril Wilson, Tennessee
DB . . . Thomas Davis, Georgia
DB . . . Muhammad Abdullah, Kentucky

SPECIALISTS – SECOND-TEAM

P Billy Ridgeway, Ole Miss
PK . . . Cody Bennett, Georgia
RS . . . Skyler Green, LSU

2004

OFFENSE – FIRST-TEAM

TE . . . Leonard Pope, Georgia
OL . . . Wesley Britt, Alabama
OL . . . Marcus McNeill, Auburn
OL . . . Max Jean-Gilles, Georgia
OL . . . Mo Mitchell, Florida
OL . . . Andrew Whitworth, LSU
C . . . Ben Wilkerson, LSU
WR . . . Fred Gibson, Georgia
WR . . . Reggie Brown, Georgia
QB . . . Jason Campbell, Auburn
RB . . . Carnell Williams, Auburn
RB . . . Ronnie Brown, Auburn

DEFENSE – FIRST-TEAM

DL . . . Marcus Spears, LSU
DL . . . David Pollack, Georgia
DL . . . Jeb Huckeba, Arkansas
LB . . . Kevin Burnett, Tennessee
LB . . . Travis Williams, Auburn
LB . . . Cornelius Wortham, Alabama
LB . . . Channing Crowder, Florida
LB . . . Moses Osemwegie, Vanderbilt
LB . . . Odell Thurman, Georgia
LB . . . Lionel Turner, LSU
DB . . . Jason Allen, Tennessee
DB . . . Thomas Davis, Georgia
DB . . . Carlos Rogers, Auburn
DB . . . Junior Rosegreen, Auburn

SPECIALISTS – FIRST-TEAM

P Jared Cook, Miss. State
PK . . . Brian Bostick, Alabama
RS . . . Carnell Williams, Auburn

OFFENSE – SECOND-TEAM

TE . . . David Jones, LSU
OL . . . Justin Geisinger, Vanderbilt
OL . . . Evan Mathis, Alabama
OL . . . Michael Munoz, Tennessee
OL . . . Doug Buckles, Ole Miss
OL . . . Danny Lindsey, Auburn
C . . . Mike Degory, Florida
WR . . . O.J. Small, Florida
WR . . . Troy Williamson, South Carolina
QB . . . David Greene, Georgia
QB . . . Matt Jones, Arkansas
RB . . . Ciatrick Fason, Florida
RB . . . Jerious Norwood, Miss. State
RB . . . Cedric Houston, Tennessee

DEFENSE – SECOND-TEAM

DL . . . Jesse Mahelona, Tennessee
DL . . . Claude Wroten, LSU
DL . . . McKinley Boykin, Ole Miss
DL . . . Stanley McClover, Auburn
LB . . . Omar Gaither, Tennessee
LB . . . DeMeco Ryans, Alabama
LB . . . Freddie Roach, Alabama
LB . . . Earl Everett, Florida
DB . . . Corey Webster, LSU
DB . . . Ko Simpson, South Carolina
DB . . . LaRon Landry, LSU
DB . . . Roman Harper, Alabama
DB . . . Muhammad Abdullah, Kentucky

SPECIALISTS – SECOND-TEAM

P Dustin Colquitt, Tennessee
PK . . . Jonathan Nichols, Ole Miss
RS . . . Tyrone Prothro, Alabama

2005

OFFENSE – FIRST-TEAM

TE . . . Leonard Pope, Georgia
OL . . . Tre' Stallings, Ole Miss
OL . . . Marcus McNeill, Auburn
OL . . . Max Jean-Gilles, Georgia
OL . . . Arron Sears, Tennessee
OL . . . Andrew Whitworth, LSU
C . . . Mike Degory, Florida
WR . . . Sidney Rice, South Carolina
WR . . . Earl Bennett, Vanderbilt
QB . . . Jay Cutler, Vanderbilt
RB . . . Kenny Irons, Auburn
RB . . . Kenneth Darby, Alabama
RB . . . Darren McFadden, Arkansas

DEFENSE – FIRST-TEAM

DL . . . Willie Evans, Miss. State
DL . . . Quentin Hoses, Georgia
DL . . . Claude Wroten, LSU
LB . . . DeMeco Ryans, Alabama
LB . . . Patrick Willis, Ole Miss
LB . . . Sam Olajubutu, Arkansas
LB . . . Moses Osemwegie, Vanderbilt
DB . . . Greg Blue, Georgia
DB . . . Roman Harper, Alabama
DB . . . LaRon Landry, LSU
DB . . . Ko Simpson, South Carolina

SPECIALISTS – FIRST-TEAM

P Kody Bliss, Auburn
PK . . . Brandon Couto, Georgia
RS . . . Skyler Green, LSU

OFFENSE – SECOND-TEAM

TE . . . Dustin Dunning, Vanderbilt
OL . . . Tim Duckworth, Auburn
OL . . . Randy Hand, Florida
OL . . . Will Arnold, LSU
OL . . . Daniel Inman, Georgia

OL . . . Brian Stamper, Vanderbilt
C . . . Rudy Niswanger, LSU
WR . . . Chad Jackson, Florida
WR . . . Tyrone Prothro, Alabama
QB . . . D.J. Shockley, Georgia
RB . . . Rafael Little, Kentucky
RB . . . Jerious Norwood, Miss. State

DEFENSE – SECOND-TEAM

DL . . . Mark Anderson, Alabama
DL . . . Jeremy Mincey, Florida
DL . . . Parys Haralson, Tennessee
DL . . . Kyle Williams, LSU
LB . . . Omar Gaither, Tennessee
LB . . . Travis Williams, Auburn
LB . . . Freddie Roach, Alabama
LB . . . Kevin Simon, Tennessee
DB . . . Muhammad Abdullah, Kentucky
DB . . . Demetrice Webb, Florida
DB . . . DeMario Minter, Georgia
DB . . . Will Herring, Georgia

SPECIALISTS – SECOND-TEAM

P Gordon Ely-Kelso, Georgia
PK . . . Chris Helland, Florida
RS . . . Felix Jones, Arkansas

2006

OFFENSE – FIRST-TEAM

TE . . . Martrez Milner, Georgia
TE . . . Jacob Tamme, Kentucky
OL . . . Arron Sears, Tennessee
OL . . . Zac Tubbs, Arkansas
OL . . . Tim Duckworth, Auburn
OL . . . Tony Ugho, Arkansas
C . . . Jonathan Luigs, Arkansas
C . . . Steve Rissler, Florida
WR . . . Robert Meacham, Tennessee
WR . . . Dwayne Bowe, LSU
WR . . . Dallas Baker, Florida
QB . . . JaMarcus Russell, LSU
RB . . . Darren McFadden, Arkansas
RB . . . Kenny Irons, Auburn

DEFENSE – FIRST-TEAM

DL . . . Glenn Dorsey, LSU
DL . . . Quentin Groves, Auburn
DL . . . Jamaal Anderson, Arkansas
DL . . . Ray McDonald, Florida
LB . . . Patrick Willis, Ole Miss
LB . . . Quinton Culbertson, Miss. State
LB . . . Sam Olajubutu, Arkansas
LB . . . Earl Everett, Florida
LB . . . Wesley Woodyard, Kentucky
DB . . . Reggie Nelson, Florida
DB . . . Tra Battle, Georgia
DB . . . Simeon Castille, Alabama
DB . . . LaRon Landry, LSU

SPECIALISTS – FIRST-TEAM

P Britton Colquitt, Tennessee
PK . . . John Vaughn, Auburn
PK . . . James Wilhoit, Tennessee
RS . . . Mikey Henderson, Georgia

OFFENSE – SECOND-TEAM

TE . . . Andy Boyd, South Carolina
TE . . . Richard Dickson, LSU
OL . . . Chris Williams, Vanderbilt
OL . . . Drew Miller, Florida
OL . . . Michael Oher, Ole Miss
OL . . . Phit Trautwein, Florida
OL . . . Michael Aitcheson, Kentucky
OL . . . Antoine Caldwell, Alabama
OL . . . Ben Grubbs, Auburn
C . . . Nick Jones, Georgia
WR . . . Earl Bennett, Vanderbilt
WR . . . D.J. Hall, Alabama
WR . . . Sidney Rice, South Carolina
WR . . . Keenan Burton, Kentucky
QB . . . Chris Leak, Florida
QB . . . Andre' Woodson, Kentucky

RB . . . BenJarvus Green-Ellis, Ole Miss
RB . . . Felix Jones, Arkansas

DEFENSE – SECOND-TEAM

DL . . . Titus Brown, Miss. State
DL . . . Derrick Harvey, Florida
DL . . . Tyson Jackson, LSU
DL . . . Charles Johnson, Georgia
DL . . . Antwain Robinson, Arkansas
LB . . . Will Herring, Auburn
LB . . . Brandon Siler, Florida
LB . . . Tony Taylor, Georgia
LB . . . Ali Highsmith, LSU
DB . . . Jonathan Wade, Tennessee
DB . . . Fred Bennett, South Carolina
DB . . . Derek Pegues, Mississippi State
DB . . . Jonathan Hefney, Tennessee
DB . . . Chris Houston, Arkansas
DB . . . David Irons, Auburn
DB . . . Ryan Smith, Florida

SPECIALISTS – SECOND-TEAM

P Kody Bliss, Auburn
PK . . . Ryan Succop, South Carolina
RS . . . Felix Jones, Arkansas
RS . . . Craig Davis, LSU

2007

OFFENSE – FIRST-TEAM

TE . . . Jacob Tamme, Kentucky
OL . . . Robert Felton, Arkansas (G)
OL . . . Andre Smith, Alabama (T)
OL . . . Anthony Parker, Tennessee (G)
OL . . . Herman Johnson, LSU (G)
OL . . . Michael Oher, Ole Miss (T)
OL . . . Chris Williams, Vanderbilt (T)
C . . . Jonathan Luigs, Arkansas (C)
WR . . . Kenny McKinley, South Carolina
WR . . . Earl Bennett, Vanderbilt
QB . . . Tim Tebow, Florida
RB . . . Darren McFadden, Arkansas
RB . . . Knowshon Moreno, Georgia

DEFENSE – FIRST-TEAM

DL . . . Glenn Dorsey, LSU
DL . . . Wallace Gilberry, Alabama
DL . . . Quentin Groves, Auburn
DL . . . Greg Hardy, Ole Miss
DL . . . Eric Norwood, South Carolina
LB . . . Ali Highsmith, LSU
LB . . . Wesley Woodyard, Kentucky
LB . . . Jerod Mayo, Tennessee
LB . . . Brandon Spikes, Florida
DB . . . Craig Steltz, LSU (SS)
DB . . . Chevis Jackson, LSU (CB)
DB . . . Simeon Castille, Alabama (CB)
DB . . . Rashad Johnson, Alabama (S)
DB . . . Jonathan Hefney, Tennessee
DB . . . Captain Munnerlyn, So. Carolina

SPECIALISTS – FIRST-TEAM

PK . . . Colt David, LSU
P . . . Patrick Fisher, LSU
RS . . . Felix Jones, Arkansas

OFFENSE – SECOND-TEAM

TE . . . Cornelius Ingram, Florida
TE . . . Carlton Medder, Florida (T)
OL . . . Michael Brown, Mississippi State (T)
OL . . . Ciron Black, LSU (T)
OL . . . Antoine Caldwell, Alabama (C/G)
OL . . . Nate Garner, Arkansas (T)
OL . . . Mitch Petrus, Arkansas (G)
OL . . . Jim Tartt, Florida (G)
OL . . . Garry Williams, Kentucky (T)
C . . . Fernando Velasco, Georgia (C)
WR . . . Percy Harvin, Florida
WR . . . DJ Hall, Alabama
QB . . . Andre' Woodson, Kentucky
RB . . . Felix Jones, Arkansas
RB . . . Jacob Hester, LSU



HONORS & ACCOLADES

ALABAMA • ARKANSAS • AUBURN • FLORIDA • GEORGIA • KENTUCKY • LSU • OLE MISS

DEFENSE – SECOND-TEAM

DL . . . Titus Brown, Mississippi State
 DL . . . Derrick Harvey, Florida
 DL . . . Jeremy Jarmon, Kentucky
 LB . . . Jonathan Goff, Vanderbilt
 LB . . . Rico McCoy, Tennessee
 LB . . . Darry Beckwith, LSU
 LB . . . Jamar Chaney, Mississippi State
 LB . . . Dannell Ellerbe, Georgia
 DB . . . D.J. Moore, Vanderbilt (CB)
 DB . . . Emanuel Cook, South Carolina (S)
 DB . . . Michael Grant, Arkansas (CB)
 DB . . . Eric Berry, Tennessee
 DB . . . Derek Pegues, Mississippi State (FS)

SPECIALISTS – SECOND-TEAM

PK . . . Daniel Lincoln, Tennessee
 P . . . Britton Colquitt, Tennessee
 P . . . Ryan Shoemaker, Auburn
 RS . . . Brandon James, Florida

2008

OFFENSE – FIRST-TEAM

TE . . . Jared Cook, South Carolina
 OL . . . Andre Smith, Alabama (T)
 OL . . . Michael Oher, Ole Miss (T)
 OL . . . Phil Trautwein, Florida (T)
 OL . . . Herman Johnson, LSU (G)
 C . . . Antoine Caldwell, Alabama
 WR . . . Percy Harvin, Florida
 WR . . . Mohamed Massaquoi, Georgia
 QB . . . Tim Tebow, Florida
 RB . . . Knowshon Moreno, Georgia
 RB . . . Charles Scott, LSU

DEFENSE – FIRST-TEAM

DL . . . Peria Jerry, Ole Miss
 DL . . . Terrence Cody, Alabama
 DL . . . Robert Ayers, Tennessee
 DL . . . Antonio Coleman, Auburn
 LB . . . Brandon Spikes, Florida
 LB . . . Rennie Curran, Georgia
 LB . . . Eric Norwood, South Carolina
 LB . . . Rolando McClain, Alabama
 LB . . . Micah Johnson, Kentucky
 DB . . . Eric Berry, Tennessee (S)
 DB . . . D.J. Moore, Vanderbilt (CB)
 DB . . . Trevard Lindley, Kentucky (CB)
 DB . . . Rashad Johnson, Alabama (S)

SPECIALISTS – FIRST-TEAM

PK . . . Colt David, LSU
 P . . . Tim Masthay, Kentucky
 RS . . . Brandon James, Florida

OFFENSE – SECOND-TEAM

TE . . . Richard Dickson, LSU
 TE . . . D.J. Williams, Arkansas
 OL . . . Garry Williams, Kentucky (T)
 OL . . . Anthony Parker, Tennessee (G)
 OL . . . Ciron Black, LSU (T)
 OL . . . Mike Pouncey, Florida (G)
 OL . . . John Jerry, Ole Miss (T)
 OL . . . Mike Johnson, Alabama (G)
 C . . . Jonathan Luigs, Arkansas
 WR . . . Julio Jones, Alabama
 WR . . . A.J. Green, Georgia
 QB . . . Matthew Stafford, Georgia
 RB . . . Glen Coffee, Alabama
 RB . . . Michael Smith, Arkansas

DEFENSE – SECOND-TEAM

DL . . . Greg Hardy, Ole Miss
 DL . . . Myron Pryor, Kentucky
 DL . . . Malcolm Sheppard, Arkansas
 DL . . . Sen'Derrick Marks, Auburn
 LB . . . Dominic Douglas, Miss. State
 LB . . . Patrick Benoist, Vanderbilt
 LB . . . Jasper Brinkley, South Carolina
 LB . . . Rico McCoy, Tennessee

DB . . . Emanuel Cook, South Carolina (S)
 DB . . . Javier Arenas, Alabama (CB)
 DB . . . Ahmad Black, Florida (SS)
 DB . . . Joe Haden, Florida (CB)
 DB . . . Derek Pegues, Miss. State (S)

SPECIALISTS – SECOND-TEAM

PK . . . Joshua Shene, Ole Miss
 P . . . *Brian Mimbs, Georgia
 P . . . Chas Henry, Florida
 RS . . . Javier Arenas, Alabama

2009

OFFENSE – FIRST-TEAM

TE . . . Aaron Hernandez, Florida
 OL . . . Mike Pouncey, Florida
 OL . . . Mike Johnson, Alabama
 OL . . . Ciron Black, LSU
 OL . . . Mitch Petrus, Arkansas
 OL . . . John Jerry, Ole Miss
 C . . . Maurkice Pouncey, Florida
 WR . . . A.J. Green, Georgia
 WR . . . Shay Hodge, Ole Miss
 QB . . . Tim Tebow, Florida
 RB . . . Mark Ingram, Alabama
 RB . . . Anthony Dixon, Mississippi State

DEFENSE – FIRST-TEAM

DL . . . Antonio Coleman, Auburn
 DL . . . Terrence Cody, Alabama
 DL . . . Carlos Dunlap, Florida
 DL . . . Corey Peters, Kentucky
 LB . . . Rolando McClain, Alabama
 LB . . . Eric Norwood, South Carolina
 LB . . . Brandon Spikes, Florida
 LB . . . Rennie Curran, Georgia
 DB . . . Eric Berry, Tennessee
 DB . . . Joe Haden, Florida
 DB . . . Javier Arenas, Alabama
 DB . . . Mark Barron, Alabama

SPECIALISTS – FIRST-TEAM

PK . . . Leigh Tiffin, Alabama
 P . . . Drew Butler, Georgia
 RS . . . Javier Arenas, Alabama

OFFENSE – SECOND-TEAM

TE . . . D.J. Williams, Arkansas
 OL . . . Chris Scott, Tennessee
 OL . . . Derek Sherrod, Mississippi State
 OL . . . Lee Ziemba, Auburn
 OL . . . Zipp Duncan, Kentucky
 C . . . Ben Jones, Georgia
 WR . . . Brandon LaFell, LSU
 WR . . . Julio Jones, Alabama
 QB . . . Ryan Mallett, Arkansas
 RB . . . Dexter McCluster, Ole Miss
 RB . . . Montario Hardesty, Tennessee

DEFENSE – SECOND-TEAM

DL . . . Jermaine Cunningham, Florida
 DL . . . Geno Atkins, Georgia
 DL . . . Dan Williams, Tennessee
 DL . . . Justin Houston, Georgia
 DL . . . Cliff Matthews, South Carolina
 DL . . . Malcolm Sheppard, Arkansas
 DL . . . Pernell McPhee, Mississippi State
 LB . . . Micah Johnson, Kentucky
 LB . . . Rico McCoy, Tennessee
 LB . . . Chris Marve, Vanderbilt
 LB . . . Ryan Stamper, Florida
 DB . . . Myron Lewis, Vanderbilt
 DB . . . Chad Jones, LSU
 DB . . . Walt McFadden, Auburn
 DB . . . Patrick Peterson, LSU
 DB . . . Trevard Lindley, Kentucky

SPECIALISTS – SECOND-TEAM

PK . . . Blair Walsh, Georgia
 P . . . Brett Upton, Vanderbilt
 RS . . . Warren Norman, Vanderbilt

2010

OFFENSE – FIRST-TEAM

TE . . . D.J. Williams, Arkansas
 OL . . . Derek Sherrod, Mississippi State
 OL . . . Lee Ziemba, Auburn
 OL . . . DeMarcus Love, Arkansas
 OL . . . James Carpenter, Alabama
 OL . . . Clint Boling, Georgia
 C . . . Ryan Pugh, Auburn
 WR . . . Alshon Jeffery, South Carolina
 WR . . . Julio Jones, Alabama
 QB . . . Cam Newton, Auburn
 RB . . . Marcus Lattimore, South Carolina
 RB . . . Stevan Ridley, LSU
 AP . . . Randall Cobb, Kentucky

DEFENSE

DL . . . Drake Nevis, LSU
 DL . . . Marcell Dareus, Alabama
 DL . . . Nick Fairley, Auburn
 DL . . . Pernell McPhee, Mississippi State
 LB . . . Danny Trevathan, Kentucky
 LB . . . Kelvin Sheppard, LSU
 LB . . . Justin Houston, Georgia
 DB . . . Patrick Peterson, LSU
 DB . . . Mark Barron, Alabama
 DB . . . Ahmad Black, Florida
 DB . . . Stephon Gilmore, South Carolina

SPECIAL TEAMS

PK . . . Blair Walsh, Georgia
 P . . . Chas Henry, Florida
 RS . . . Patrick Peterson, LSU

HONORARY CAPTAIN

Nick Bell, DE, Mississippi State

OFFENSE – SECOND-TEAM

TE . . . Orson Charles, Georgia
 OL . . . Larry Warford, Kentucky
 OL . . . Barrett Jones, Alabama
 OL . . . Garrett Chisolm, South Carolina
 OL . . . Joseph Barksdale, LSU
 C . . . William Vlachos, Alabama
 WR . . . A.J. Green, Georgia
 WR . . . Randall Cobb, Kentucky
 QB . . . Ryan Mallett, Arkansas
 RB . . . Knile Davis, Arkansas
 RB . . . Mark Ingram, Alabama
 AP . . . Trent Richardson, Alabama

DEFENSE

DL . . . Jake Bequette, Arkansas
 DL . . . Cliff Matthews, South Carolina
 DL . . . Devin Taylor, South Carolina
 DL . . . Jerrell Powe, Ole Miss
 LB . . . Dont'a Hightower, Alabama
 LB . . . Chris White, Mississippi State
 LB . . . Chris Marve, Vanderbilt
 LB . . . Jerry Franklin, Arkansas
 DB . . . Robert Lester, Alabama
 DB . . . Janoris Jenkins, Florida
 DB . . . Casey Hayward, Vanderbilt
 DB . . . Janzen Jackson, Tennessee
 DB . . . Dre Kirkpatrick, Alabama
 DB . . . Morris Claiborne, LSU

SPECIAL TEAMS

PK . . . Josh Jasper, LSU
 P . . . Drew Butler, Georgia
 RS . . . Trent Richardson, Alabama

2011

OFFENSE – FIRST-TEAM

TE . . . Orson Charles, Georgia
 OL . . . Barrett Jones, Alabama
 OL . . . Will Blackwell, LSU
 OL . . . Cordy Glenn, Georgia
 OL . . . Alex Hurst, LSU
 C . . . William Vlachos, Alabama
 WR . . . Jarius Wright, Arkansas
 WR . . . Rueben Randle, LSU
 QB . . . Tyler Wilson, Arkansas
 RB . . . Trent Richardson, Alabama
 RB . . . Michael Dyer, Auburn
 AP . . . Joe Adams, Arkansas
 AP . . . Chris Rainey, Florida

DEFENSE

DL . . . Melvin Ingram, South Carolina
 DL . . . Sam Montgomery, LSU
 DL . . . Corey Lemonier, Auburn
 DL . . . Jake Bequette, Arkansas
 LB . . . Dont'a Hightower, Alabama
 LB . . . Courtney Upshaw, Alabama
 LB . . . Jarvis Jones, Georgia
 DB . . . Mark Barron, Alabama
 DB . . . Tyrann Mathieu, LSU
 DB . . . Morris Claiborne, LSU
 DB . . . Bacarri Rambo, Georgia

SPECIAL TEAMS

PK . . . Caleb Sturgis, Florida
 P . . . Steven Clark, Auburn
 RS . . . Joe Adams, Arkansas

OFFENSE – SECOND-TEAM

TE . . . Philip Lutzenkirchen, Auburn
 OL . . . Chance Warmack, Alabama
 OL . . . Rokevious Watkins, South Carolina
 OL . . . Brandon Mosley, Auburn
 OL . . . Alvin Bailey, Arkansas
 OL . . . Larry Warford, Kentucky
 C . . . Ben Jones, Georgia
 WR . . . Da'Rick Rogers, Tennessee
 WR . . . Marquis Maze, Alabama
 QB . . . Aaron Murray, Georgia
 RB . . . Zac Stacy, Vanderbilt
 RB . . . Spencer Ware, LSU
 RB . . . Marcus Lattimore, South Carolina
 AP . . . Onterio McCalebb, Auburn

DEFENSE

DL . . . Tim Fugger, Vanderbilt
 DL . . . Josh Chapman, Alabama
 DL . . . Fletcher Cox, Mississippi State
 DL . . . Jadeveon Clowney, South Carolina
 DL . . . Malik Jackson, Tennessee
 LB . . . Danny Trevathan, Kentucky
 LB . . . Chris Marve, Vanderbilt
 LB . . . Ryan Baker, LSU
 LB . . . Jerry Franklin, Arkansas
 DB . . . Winston Guy, Kentucky
 DB . . . Casey Hayward, Vanderbilt
 DB . . . Dre Kirkpatrick, Alabama
 DB . . . Brandon Boykin, Georgia

SPECIAL TEAMS

PK . . . Drew Alleman, LSU
 P . . . Dylan Breeding, Arkansas
 P . . . Brad Wing, LSU
 RS . . . Marquis Maze, Alabama

HONORS & ACCOLADES



MISSISSIPPI STATE • MISSOURI • SOUTH CAROLINA • TENNESSEE • TEXAS A&M • VANDERBILT

2012 OFFENSE – FIRST TEAM

TE . . . Mychal Rivera, Tennessee
 OL . . . Luke Joeckel, Texas A&M
 OL . . . Chance Warmack, Alabama
 OL . . . D.J. Fluker, Alabama
 OL . . . Jake Matthews, Texas A&M
 C . . . Barrett Jones, Alabama
 WR . . . Cobi Hamilton, Arkansas
 WR . . . Jordan Matthews, Vanderbilt
 QB . . . Johnny Manziel, Texas A&M
 RB . . . Mike Gillislee, Florida
 RB . . . Eddie Lacy, Alabama
 AP . . . Cordarrelle Patterson, Tennessee

DEFENSE

DL . . . Jadeveon Clowney, South Carolina
 DL . . . Sam Montgomery, LSU
 DL . . . Damontre Moore, Texas A&M
 DL . . . Sharrif Floyd, Florida
 LB . . . Jarrish Jones, Georgia
 LB . . . C.J. Mosley, Alabama
 LB . . . Kevin Minter, LSU
 DB . . . Dee Milliner, Alabama
 DB . . . Matt Elam, Florida
 DB . . . Eric Reid, LSU
 DB . . . Johnthan Banks, Mississippi State

SPECIAL TEAMS

PK . . . Caleb Sturgis, Florida
 P . . . Kyle Christy, Florida
 RS . . . Ace Sanders, South Carolina

OFFENSE – SECOND TEAM

TE . . . Jordan Reed, Florida
 OL . . . Larry Warford, Kentucky
 OL . . . Gabe Jackson, Mississippi State
 OL . . . Chris Burnette, Georgia
 OL . . . Dallas Thomas, Tennessee
 C . . . T.J. Johnson, South Carolina
 WR . . . Ryan Swope, Texas A&M
 WR . . . Justin Hunter, Tennessee
 QB . . . AJ McCarron, Alabama
 RB . . . Todd Gurley, Georgia
 RB . . . Zac Stacy, Vanderbilt
 AP . . . Ace Sanders, South Carolina

DEFENSE

DL . . . Barkevious Mingo, LSU
 DL . . . Sheldon Richardson, Missouri
 DL . . . John Jenkins, Georgia
 DL . . . Corey Lemonier, Auburn
 LB . . . A.J. Johnson, Tennessee
 LB . . . Jon Bostic, Florida
 LB . . . *Cameron Lawrence, Mississippi State
 LB . . . *Alec Ogletree, Georgia
 DB . . . D.J. Swearingen, South Carolina
 DB . . . Bacarri Rambo, Georgia
 DB . . . Robert Lester, Alabama
 DB . . . Darius Slay, Mississippi State

SPECIAL TEAMS

PK . . . Drew Alleman, LSU
 P . . . *Dylan Breeding, Arkansas
 P . . . *Richard Kent, Vanderbilt
 RS . . . Cordarrelle Patterson, Tennessee

2013 OFFENSE – FIRST TEAM

TE . . . Arthur Lynch, Georgia
 OL . . . Jake Matthews, Texas A&M
 OL . . . Cyrus Kouandjio, Alabama
 OL . . . Gabe Jackson, Mississippi State
 OL . . . Wesley Johnson, Vanderbilt
 C . . . Reese Dismukes, Auburn
 WR . . . Mike Evans, Texas A&M
 WR . . . Jordan Matthews, Vanderbilt
 QB . . . Johnny Manziel, Texas A&M
 RB . . . Tre Mason, Auburn
 RB . . . T.J. Yeldon, Alabama
 AP . . . Odell Beckham, Jr., LSU

DEFENSE

DL . . . Michael Sam, Missouri
 DL . . . Jadeveon Clowney, South Carolina
 DL . . . Dee Ford, Auburn
 DL . . . Kelcy Quarles, South Carolina
 LB . . . C.J. Mosley, Alabama
 LB . . . Ramik Wilson, Georgia
 LB . . . A.J. Johnson, Tennessee
 DB . . . Cody Prewitt, Ole Miss
 DB . . . Ha Ha Clinton-Dix, Alabama
 DB . . . E.J. Gaines, Missouri
 DB . . . Vernon Hargreaves, Florida

SPECIAL TEAMS

PK . . . Marshall Morgan, Georgia
 P . . . Drew Kaser, Texas A&M
 RS . . . *Christion Jones, Alabama
 RS . . . *Odell Beckham, Jr., LSU

OFFENSE – SECOND TEAM

TE . . . Malcolm Johnson, Mississippi State
 OL . . . La'el Collins, LSU
 OL . . . Antonio Richardson, Tennessee
 OL . . . Justin Britt, Missouri
 OL . . . Anthony Steen, Alabama
 C . . . Travis Swanson, Arkansas
 WR . . . Odell Beckham, Jr., LSU
 WR . . . Jarvis Landry, LSU
 QB . . . AJ McCarron, Alabama
 RB . . . Mike Davis, South Carolina
 RB . . . Jeremy Hill, LSU
 AP . . . Marcus Murphy, Missouri

DEFENSE

DL . . . Anthony Johnson, LSU
 DL . . . Chris Smith, Arkansas
 DL . . . Ed Stinson, Alabama
 DL . . . Trey Flowers, Arkansas
 LB . . . Lamin Barrow, LSU
 LB . . . Jordan Jenkins, Georgia
 LB . . . Avery Williamson, Kentucky
 DB . . . Andre Hal, Vanderbilt
 DB . . . Chris Davis, Auburn
 DB . . . Nickoe Whitley, Mississippi State
 DB . . . Kenny Ladler, Vanderbilt

SPECIAL TEAMS

PK . . . Michael Palardy, Tennessee
 P . . . *Cody Mandell, Alabama
 RS . . . Solomon Patton, Florida

2014 OFFENSE – FIRST TEAM

TE . . . Evan Engram, Ole Miss
 OL . . . Cedric Ogbuehi, Texas A&M
 OL . . . La'el Collins, LSU
 OL . . . Arie Kouandjio, Alabama
 OL . . . A.J. Cann, South Carolina
 C . . . Reese Dismukes, Auburn
 WR . . . Amari Cooper, Alabama
 WR . . . Pharoah Cooper, South Carolina
 QB . . . Dak Prescott, Mississippi State
 RB . . . Nick Chubb, Georgia
 RB . . . Cameron Artis-Payne, Auburn
 AP . . . Marcus Murphy, Missouri

DEFENSE

DL . . . Shane Ray, Missouri
 DL . . . Preston Smith, Mississippi State
 DL . . . Dante Fowler, Florida
 DL . . . Bud Dupree, Kentucky
 LB . . . Benardrick McKinney, Mississippi State
 LB . . . Martrell Spaight, Arkansas
 LB . . . Trey DePriest, Alabama
 DB . . . Landon Collins, Alabama
 DB . . . Senquez Golson, Ole Miss
 DB . . . Vernon Hargreaves, Florida
 DB . . . Cody Prewitt, Ole Miss

SPECIAL TEAMS

PK . . . Austin MacGinnis, Kentucky
 P . . . JK Scott, Alabama
 RS . . . Marcus Murphy, Missouri

OFFENSE – SECOND TEAM

TE . . . Hunter Henry, Arkansas
 OL . . . Laremy Tunsil, Ole Miss
 OL . . . Ben Beckwith, Mississippi State
 OL . . . Vadal Alexander, LSU
 OL . . . Mitch Morse, Missouri
 C . . . Max Garcia, Florida
 WR . . . Bud Sasser, Missouri
 WR . . . Sammie Coates, Auburn
 WR . . . Blake Sims, Alabama
 RB . . . Josh Robinson, Mississippi State
 RB . . . T.J. Yeldon, Alabama
 AP . . . Pharoah Cooper, South Carolina

DEFENSE

DL . . . Myles Garrett, Texas A&M
 DL . . . Trey Flowers, Arkansas
 DL . . . Derek Barnett, Tennessee
 DL . . . Markus Golden, Missouri
 LB . . . Amarlo Herrera, Georgia
 LB . . . Ramik Wilson, Georgia
 LB . . . Antonio Morrison, Florida
 DB . . . Jonathan Jones, Auburn
 DB . . . Braylon Webb, Missouri
 DB . . . Damian Swann, Georgia
 DB . . . Jonathon Mincy, Auburn

SPECIAL TEAMS

PK . . . Elliott Fry, South Carolina
 P . . . Jamie Keehn, LSU
 RS . . . Quan Bray, Auburn

2015 OFFENSE – FIRST TEAM

TE . . . Hunter Henry, Arkansas
 OL . . . Sebastian Tretola, Arkansas
 OL . . . Vadal Alexander, LSU
 OL . . . Cam Robinson, Alabama
 OL . . . John Theus, Georgia
 C . . . Ryan Kelly, Alabama
 WR . . . Laquon Treadwell, Ole Miss
 WR . . . Fred Ross, Mississippi State
 WR . . . Pharoah Cooper, South Carolina
 QB . . . Dak Prescott, Mississippi State
 RB . . . Derrick Henry, Alabama
 RB . . . Leonard Fournette, LSU
 AP . . . Pharoah Cooper, South Carolina

DEFENSE

DL . . . Myles Garrett, Texas A&M
 DL . . . Jonathan Allen, Alabama
 DL . . . Jonathan Bullard, Florida
 DL . . . A'Shawn Robinson, Alabama
 LB . . . Kentrell Brothers, Missouri
 LB . . . Reggie Ragland, Alabama
 LB . . . Zach Cunningham, Vanderbilt
 DB . . . Vernon Hargreaves III, Florida
 DB . . . Eddie Jackson, Alabama
 DB . . . Jalen Tabor, Florida
 DB . . . Trae Elston, Ole Miss

SPECIAL TEAMS

PK . . . Daniel Carlson, Auburn
 P . . . Drew Kaser, Texas A&M
 RS . . . Evan Berry, Tennessee

OFFENSE – SECOND TEAM

TE . . . Evan Engram, Ole Miss
 OL . . . Dominick Jackson, Alabama
 OL . . . Shon Coleman, Auburn
 OL . . . Dan Skipper, Arkansas
 OL . . . Germain Ifedi, Texas A&M
 C . . . Ethan Pocic, LSU
 WR . . . Calvin Ridley, Alabama
 WR . . . Christian Kirk, Texas A&M
 WR . . . De'Runya Wilson, Mississippi State
 QB . . . Chad Kelly, Ole Miss
 RB . . . Alex Collins, Arkansas
 RB . . . Jalen Hurd, Tennessee
 AP . . . Christian Kirk, Texas A&M

DEFENSE

DL . . . Robert Nkemdiche, Ole Miss
 DL . . . Marquis Haynes, Ole Miss
 DL . . . Charles Harris, Missouri
 DL . . . Derek Barnett, Tennessee
 LB . . . Leonard Floyd, Georgia
 LB . . . Antonio Morrison, Florida
 LB . . . Skai Moore, South Carolina
 DB . . . Mike Hilton, Ole Miss
 DB . . . Dominick Sanders, Georgia
 DB . . . Tre'Davious White, LSU
 DB . . . Jamal Adams, LSU

SPECIAL TEAMS

PK . . . Taylor Bertolet, Texas A&M
 P . . . Adam Griffith, Alabama
 P . . . Johnny Townsend, Florida
 RS . . . Christian Kirk, Texas A&M



HONORS & ACCOLADES

ALABAMA • ARKANSAS • AUBURN • FLORIDA • GEORGIA • KENTUCKY • LSU • OLE MISS

SEC ALL-FRESHMAN TEAMS

[Selected by Knoxville News-Sentinel (1986-98); SEC Coaches (1999-)

1986

OFFENSE

*QB . . . Tommy Hodson, LSU
RB . . . Harvey Williams, LSU
RB . . . Octavius Gould, Florida
RB . . . James Joseph, Auburn
REC . . . Terrence Cleveland, Tennessee
REC . . . Willie Green, Ole Miss
OL . . . Mike Zuga, Alabama
OL . . . Andy Anderson, Alabama
OL . . . John Hudson, Auburn
OL . . . Burr Seaver, Vanderbilt
PK . . . David Browndyke, LSU
RS . . . T.D. Woods, Tennessee

DEFENSE

DL . . . Demond Winston, Vanderbilt
DL . . . Andy Dotson, Georgia
DL . . . Darryl Smith, Ole Miss
DL . . . Vic Adams, Kentucky
LB . . . Vantriese Davis, Alabama
LB . . . Pat Moore, Florida
LB . . . Jesse Anderson, Miss. State
LB . . . Milton Gordon, Tennessee
DB . . . Don Price, Ole Miss
DB . . . Asa Bennett, Miss. State
DB . . . Torrey Price, Vanderbilt
DB . . . Ron Robinson, Kentucky
P . . . Tommy Parks, Miss. State
* - Freshman of the Year

1987

OFFENSE

WR . . . Ernie Mills, Florida
WR . . . Alvin Harper, Tennessee
OL . . . Tony Robertson, Miss. State
OL . . . Roger Shultz, Alabama
OL . . . Dawson Pruet, Ole Miss
OL . . . Terrill Chatman, Alabama
OL . . . Robbin Perry, Tennessee
QB . . . Jeff Dunn, Alabama
*RB . . . Emmitt Smith, Florida
RB . . . Reggie Cobb, Tennessee
RB . . . Rodney Hampton, Georgia
PK . . . Phillip Doyle, Alabama

DEFENSE

DL . . . Charles McRae, Tennessee
DL . . . Cedric Moore, Vanderbilt
DL . . . Robert Lenoir, Alabama
DL . . . Robert Young, Miss. State
LB . . . Robert Stewart, Alabama
LB . . . Mark Murray, Florida
LB . . . Huey Richardson, Florida
DB . . . Todd Sandroni, Ole Miss
DB . . . Kelly Days, Tennessee
DB . . . Chris Tolbert, Kentucky
DB . . . Eddie Myles, Miss. State
P . . . Charles Childers, Ole Miss
* - Freshman of the Year

1988

OFFENSE

WR . . . Arthur Marshall, Georgia
WR . . . Shayne Wasden, Auburn
OL . . . Greg Lahr, Kentucky
OL . . . Kenny Stewart, Miss. State
OL . . . Bobby Craycraft, Vanderbilt
OL . . . John Fisher, Tennessee
OL . . . Ed King, Auburn
QB . . . Kyle Morris, Florida
RB . . . Willie McClendon, Florida
RB . . . Kevin Turner, Alabama
RB . . . Henry Love, Auburn
P . . . Mike Riley, Miss. State

DEFENSE

DL . . . Jerry Bell, Kentucky
DL . . . Rod Keith, Vanderbilt
DL . . . Shazzon Bradley, Tennessee
LB . . . Tim Paulk, Florida
LB . . . Earnest Fields, Tennessee
LB . . . Melvin Hawkins, Miss. State
LB . . . Anthony Judge, Auburn
DB . . . Chuck Carswell, Georgia
DB . . . Bill Fitzpatrick, Vanderbilt
DB . . . Chauncey Godwin, Ole Miss
DB . . . Charles Gardner, Alabama
PK . . . Chip McCallum, Tennessee
RS . . . Vince Fuller, LSU

1989

OFFENSE

WR . . . Clarence Sevellian, Vanderbilt
WR . . . Kurt Johnson, Kentucky
OL . . . Jack Swan, Georgia
OL . . . John James, Miss. State
OL . . . Byron Jordan, Miss. State
OL . . . Everett Lindsay, Ole Miss
OL . . . Chuck Bradley, Kentucky
QB . . . Donald Douglas, Florida
RB . . . Chuck Webb, Tennessee
RB . . . Kenny Roberts, Miss. State
RB . . . Darrell Williams, Auburn
PK . . . Brian Lee, Ole Miss
RS . . . Tony James, Miss. State

DEFENSE

DL . . . George Brown, Georgia
DL . . . Rodney Stowers, Miss. State
DL . . . Mike Gandolfo, Vanderbilt
LB . . . Marc Woodard, Miss. State
LB . . . Alan Young, Vanderbilt
LB . . . Nigel Ventress, LSU
LB . . . David Walkup, LSU
DB . . . Chris Donnelly, Vanderbilt
DB . . . Carl Pickens, Tennessee
DB . . . Mike Jones, Georgia
DB . . . Will White, Florida
P . . . David Lawrence, Vanderbilt

1990

OFFENSE

WR . . . Andre Hastings, Georgia
WR . . . Marcus Carter, LSU
TE . . . Shannon Mitchell, Georgia
OL . . . Anthony Redmon, Auburn
OL . . . Kevin Mawae, LSU
OL . . . Clint Conlee, Ole Miss
OL . . . Shea Bell, Miss. State
OL . . . Matt Hammond, Alabama
QB . . . Stan White, Auburn
*RB . . . Garrison Hearst, Georgia
RB . . . Errict Rhett, Florida
RB . . . Terry Samuels, Kentucky
RS . . . Chris Anderson, Alabama

DEFENSE

DL . . . Willie Jennings, Georgia
DL . . . Bernard Williams, Georgia
DL . . . Jeremy Nunley, Alabama
#LB . . . James Willis, Auburn
LB . . . Roovelroe Swan, LSU
LB . . . Shelton Quarles, Vanderbilt
LB . . . Ed Robinson, Florida
DB . . . Anthony Marshall, LSU
DB . . . Ralph Thompson, Georgia
DB . . . Robert Davis, Vanderbilt
DB . . . Aaron Smith, Vanderbilt
P . . . Joey Chapman, Tennessee
* - Freshman of the Year (Offense)

- Freshman of the Year (Defense)

1991

OFFENSE

WR . . . David Palmer, Alabama
WR . . . Aubrey Hill, Florida
OL . . . Jon Stevenson, Alabama
OL . . . Steve Roberts, Georgia
OL . . . Mark Askin, Kentucky
OL . . . Richard Saenz, Vanderbilt
*QB . . . Eric Zeier, Georgia
RB . . . James Stewart, Tennessee
RB . . . Aaron Hayden, Tennessee
RB . . . Joe Frazier, Auburn
FB . . . Michael Davis, Miss. State
PK . . . John Becksvoot, Tennessee
RS . . . Thomas Bailey, Auburn

DEFENSE

DL . . . William Crowell, LSU
DL . . . Damon Betz, Kentucky
DL . . . Ellis Johnson, Florida
DL . . . Kevin Carter, Florida
LB . . . Michael Rogers, Alabama
LB . . . Damon Ward, Georgia
DB . . . Melvin Johnson, Kentucky
DB . . . Ivory Hilliard, LSU
DB . . . Rodney Young, LSU
DB . . . Fred Smith, Auburn
DB . . . Larry Kennedy, Florida
P . . . Shayne Edge, Florida
* - Freshman of the Year

1992

OFFENSE

WR . . . Jack Jackson, Florida
OL . . . Jeff Smith, Tennessee
OL . . . Bubba Miller, Tennessee
OL . . . Reggie Green, Florida
OL . . . Owen Neil, Vanderbilt
*QB . . . Steve Taneyhill, S. Carolina
RB . . . Cliff Deese, Vanderbilt
RB . . . Oscar Malone, Arkansas
FB . . . Royce Love, Vanderbilt
PK . . . Michael Proctor, Alabama
PRS . . . Shawn Summers, Tennessee
KORS David Butler, LSU

DEFENSE

DL . . . Johnie Church, Florida
DL . . . Eric Sullivan, S. Carolina
DL . . . Jeff Kaiser, Georgia
DL . . . David Barnard, Florida
OLB . . . Ben Hanks, Florida
OLB . . . James Gillyard, LSU
#ILB . . . Randall Godfrey, Georgia
ILB . . . Anthony Harris, Auburn
DB . . . Michael Lowery, Ole Miss
DB . . . Jason Parker, Tennessee
DB . . . David Snardon, Kentucky
* - Freshman of the Year (Offense)
- Freshman of the Year (Defense)

1993

OFFENSE

WR . . . Ta'Boris Fisher, Ole Miss
WR . . . Joey Kent, Kentucky
WR . . . Kenny Causey, Miss. State
OL . . . Willie Anderson, Auburn
OL . . . John Harrison, S. Carolina
OL . . . Ben Bordelon, LSU
OL . . . Adam Meadows, Georgia
C . . . Don Struebing, Arkansas
*QB . . . Danny Wuerffel, Florida

RB . . . Moe Williams, Kentucky
ATH . . . Eddie Kennison, LSU

DEFENSE

DL . . . Leland Taylor, Tennessee
DL . . . Cameron Davis, Florida
DL . . . Walter Rouse, Georgia
LB . . . Mike Calais, LSU
LB . . . Darren Hambrick, Florida
LB . . . Dwayne Curry, Miss. State
LB . . . Mark Smith, Arkansas
DB . . . Lawrence Wright, Florida
DB . . . Anthone Lott, Florida
DB . . . Raymond Austin, Tennessee
DB . . . Eric Vance, Vanderbilt
Sp. Teams
. Terry Cousin, S. Carolina
PK . . . Reed Morton, S. Carolina
* - Freshman of the Year

1994

OFFENSE

OL . . . John Schlarman, Kentucky
OL . . . Victor Riley, Auburn
OL . . . Adam Perry, LSU
OL . . . Robert Poole, Tennessee
OL . . . Will Jacobs, Vanderbilt
C . . . Paul Beckwith, S. Carolina
WR . . . Reidel Anthony, Florida
WR . . . Ike Hilliard, Florida
*QB . . . Peyton Manning, Tennessee
RB . . . Fred Taylor, Florida
RB . . . Elijah Williams, Florida
RB . . . Hines Ward, Georgia

DEFENSE

DL . . . Travis Stroud, Georgia
DL . . . David Carmona, LSU
DL . . . James Greir, Miss. State
DL . . . Jay Stallworth, Vanderbilt
LB . . . Chad Hudson, Kentucky
LB . . . Dewayne Rudd, Alabama
LB . . . Nate Wayne, Ole Miss
LB . . . Conley Earsl, Miss. State
LB . . . Greg Bright, Georgia
DB . . . DeShea Townsend, Alabama
DB . . . Ken Alvis, Auburn
DB . . . Mike Harris, Florida
DB . . . Terry Fair, Tennessee
DB . . . Ben Washington, S. Carolina
DB . . . Corey Chavous, Vanderbilt
DB . . . Matt Anderson, Vanderbilt
P . . . Kio Sanford, Kentucky
P . . . Matt Wait, Arkansas
* - Freshman of the Year

1995

OFFENSE

WR . . . Zola Davis, South Carolina
WR . . . Jacquez Green, Florida
WR . . . Anthony Lucas, Arkansas
WR . . . Craig Yeast, Kentucky
OL . . . Jamar Nesbitt, South Carolina
OL . . . Mo Collins, Florida
OL . . . Alan Faneca, LSU
OL . . . Jonas Liening, Kentucky
OL . . . Russ Brown, Arkansas
QB . . . Herbert Tyler, LSU
*RB . . . Kevin Faulk, LSU
RB . . . Torin Kirtsey, Georgia
RB . . . Terry Jackson, Florida
RB . . . Kendall Cleveland, LSU

HONORS & ACCOLADES



MISSISSIPPI STATE • MISSOURI • SOUTH CAROLINA • TENNESSEE • TEXAS A&M • VANDERBILT

DEFENSE

*DL . . . Anthony McFarland, LSU
DL . . . Jimmy Brumbaugh, Auburn
DL . . . Marvin Major, Kentucky
DL . . . Ron Green, Tennessee
DL . . . Chris Hood, Alabama
LB . . . Takeo Spikes, Auburn
LB . . . Johnny Rutledge, Florida
LB . . . Mike Peterson, Florida
*DB . . . Martavious Houston, Auburn
DB . . . Armin Love, Georgia
DB . . . Fernando Bryant, Alabama
DB . . . Arturo Freeman, South Carolina
PK . . . Jeff Hall, Tennessee
KR . . . Robert Baker, Auburn
* - Co-Freshman of the Year

1996

OFFENSE

WR . . . Todd Yoder, Vanderbilt
WR . . . Larry Foster, LSU
TE . . . Chad Spencer, Kentucky
OL . . . Spencer Riley, Tennessee
OL . . . David De La Perralie, Kentucky
OL . . . Ryan Kalich, Florida
OL . . . Chris Samuels, Alabama
OL . . . Jeno James, Auburn
RB . . . *Derick Logan, Kentucky
RB . . . Rondell Mealey, LSU
RB . . . Shaun Alexander, Alabama
QB . . . Matt Wyatt, Miss. State
P . . . Courtney Leavitt, South Carolina
PK . . . Hap Hines, Georgia

DEFENSE

DL . . . Theo Williams, LSU
DL . . . Billy Ratliff, Tennessee
DL . . . George Massey, Kentucky
DL . . . Reggie McGrew, Florida
DL . . . D.J. Cooper, Arkansas
LB . . . Jevon Kearse, Florida
LB . . . Armegis Spearman, Ole Miss
LB . . . Charles Smith, LSU
DB . . . *Mark Roman, LSU
DB . . . Tim Strickland, Ole Miss
DB . . . Brad Ware, Auburn
DB . . . Champ Bailey, Georgia
DB . . . Ronnie Heard, Ole Miss
DB . . . Kendall Roberson, Miss. State
* - Freshman of the Year

1997

OFFENSE

WR . . . Abram Booty, LSU
WR . . . Jermale Kelly, South Carolina
OL . . . Terrence Metcalf, Ole Miss
OL . . . Paul Hogan, Alabama
OL . . . Trey Langley, LSU
OL . . . Cosey Coleman, Tennessee
OL . . . Zac Zedalis, Florida
RB . . . *Jamal Lewis, Tennessee
RB . . . Derek Homer, Kentucky
RB . . . Jimmy Williams, Vanderbilt
RB . . . Jared McGrath, Vanderbilt
QB . . . Victor Penn, South Carolina
P . . . Reagan King, Ole Miss
PK . . . Seth Hanson, Kentucky

DEFENSE

DL . . . Derrick Burgess, Ole Miss
DL . . . Kenny Smith, Alabama
DL . . . Ryan Aulds, Vanderbilt
DL . . . Marcus Stroud, Georgia
LB . . . Travis Carroll, Alabama
LB . . . Randy Garner, Arkansas
LB . . . Quentin Caver, Arkansas
DB . . . Marcus Spencer, Alabama
DB . . . Rob Pate, Auburn
DB . . . Willie Gary, Kentucky
DB . . . Larry Casher, Auburn
* - Freshman of the Year

1998

OFFENSE

WR . . . Reggie Robinson, LSU
WR . . . Nezh Hasanoglu, Vanderbilt
OL . . . Kevin Rivers, South Carolina
OL . . . Matt Brown, Kentucky
OL . . . Philip Jones, South Carolina
OL . . . Kenyatta Walker, Florida
OL . . . Melvin Paige, South Carolina
RB . . . Diconzo Miller, Miss. State
RB . . . Robert Gillespie, Florida
QB . . . *Quincy Carter, Georgia
P . . . David Wasielewski, Florida
PK . . . Christian Chauvin, LSU
ATH . . . Freddie Milons, Alabama

DEFENSE

DL . . . Kindal Moorehead, Alabama
DL . . . Jarvis Green, LSU
DL . . . Doyle Crosby, Vanderbilt
DL . . . Carlos Hall, Arkansas
LB . . . Eddie Strong, Ole Miss
LB . . . Jamie Winborn, Vanderbilt
LB . . . James Callier, Auburn
DB . . . Reggie Myles, Alabama
DB . . . Orlando Green, Arkansas
DB . . . Bennie Alexander, Florida
DB . . . David Johnson, Kentucky
* - Freshman of the Year

1999

OFFENSE

WR . . . *Ronney Daniels, Auburn
WR . . . Terrence Edwards, Georgia
TE . . . Randy McMichael, Georgia
OL . . . Mike Pearson, Florida
OL . . . Kevin Breedlove, Georgia
OL . . . Dante Ellington, Alabama
OL . . . Jon Stinchcomb, Georgia
C . . . Ben Claxton, Ole Miss
RB . . . Cedric Cobbs, Arkansas
RB . . . Earnest Graham, Florida
QB . . . Tyler Watts, Alabama
PK . . . John Corbello, LSU

DEFENSE

DL . . . Kenny King, Alabama
DL . . . Charles Grant, Georgia
DL . . . Albert Haynesworth, Tennessee
LB . . . Saleem Rasheed, Alabama
LB . . . Marvin Constant, Alabama
LB . . . Terverance Faulk, LSU
LB . . . Bradie James, LSU
LB . . . Jeremy Lawrence, LSU
DB . . . Rashad Faison, South Carolina
DB . . . Rushen Jones, Vanderbilt
DB . . . Daryl Dixon, Florida
DB . . . Todd Johnson, Florida
P . . . Richie Butler, Arkansas
* - Freshman of the Year

2000

OFFENSE

WR . . . Jabar Gaffney, Florida*
WR . . . Derek Abney, Kentucky
WR . . . Richard Smith, Arkansas
TE . . . Robert Johnson, Auburn
OL . . . Michael Munoz, Tennessee
OL . . . Antonio Hall, Kentucky
OL . . . Travelle Wharton, South Carolina
OL . . . Rodney Reed, LSU
C . . . Scott Wells, Tennessee
QB . . . Rex Grossman, Florida
RB . . . LaBrandon Toefield, LSU
RB . . . Chad Scott, Kentucky
PK . . . Billy Bennett, Georgia

DEFENSE

DL . . . DeMarco McNeil, Auburn
DL . . . DeWayne Robertson, Kentucky

DL . . . Clint Mitchell, Florida
LB . . . Jason Clark, Miss. State
LB . . . Caleb Miller, Arkansas
LB . . . Dontarrious Thomas, Auburn
LB . . . Travis Harris, Florida
DB . . . Ken Hamlin, Arkansas
DB . . . Rashad Baker, Tennessee
DB . . . Deandre Eiland, S. Carolina
DB . . . Roshard Gilyard, Auburn
P . . . Donnie Jones, LSU
* - Freshman of the Year

2001

OFFENSE

WR . . . Kelley Washington, Tennessee
WR . . . Fred Gibson, Georgia
TE . . . Marcus Spears, LSU
OL . . . Ben Wilkerson, LSU
OL . . . Shawn Andrews, Arkansas
OL . . . Wesley Britt, Alabama
OL . . . Justin Smiley, Alabama
OL . . . Justin Geisinger, Vanderbilt
QB . . . David Greene, Georgia*
RB . . . Carnell Williams, Auburn
RB . . . Ronnie Brown, Auburn
PK . . . Jonathan Nichols, Ole Miss

DEFENSE

DL . . . Ellery Moore, Kentucky
DL . . . David Pollack, Kentucky
DL . . . Ronald Fields, Miss. State
LB . . . Pat Brunner, Vanderbilt
LB . . . Jeb Huckeba, Arkansas
LB . . . Brian Lester, Ole Miss
LB . . . Rob Robertson, Ole Miss
DB . . . Carlos Rogers, Auburn
DB . . . Ahmad Carroll, Arkansas
DB . . . Lorenzo Parker, Vanderbilt
DB . . . Eric Oliver, Ole Miss
P . . . Dustin Colquitt, Tennessee
* - Freshman of the Year

2002

OFFENSE

WR . . . Troy Williamson, South Carolina
WR . . . Mike Espy, Ole Miss
TE . . . Cooper Wallace, Auburn
OL . . . Marcus McNeil, Auburn
OL . . . Tre' Stallings, Ole Miss
OL . . . Mac Pyle, Vanderbilt
OL . . . Andrew Whitworth, LSU
C . . . Mike Degory, Florida
QB . . . Jay Cutler, Vanderbilt
RB . . . Joseph Addai, LSU
RB . . . Kwane Doster, Vanderbilt*

DEFENSE

DL . . . Moe Thompson, South Carolina
DL . . . Darrius Swain, Georgia
DL . . . Deion Holts, Kentucky
DL . . . McKinley Boykin, Ole Miss
LB . . . Freddie Roach, Alabama
LB . . . Lance Laury, South Carolina
LB . . . Moses Osemwegie, Vanderbilt
DB . . . Cameron Vaughn, LSU
DB . . . Charlie Pehrah, Alabama
DB . . . Tim Jennings, Georgia
DB . . . Travis Johnson, Ole Miss
DB . . . Darren Williams, Miss. State

SPECIALISTS

P . . . Greg Johnson, Vanderbilt
PK . . . Taylor Begley, Kentucky
RS . . . Kwane Doster, Vanderbilt
* - Freshman of the Year

2003

OFFENSE

WR . . . Courtney Taylor, Auburn
WR . . . Marlon White, Vanderbilt
TE . . . Keith Zinger, LSU

OL . . . Donovan Davis, Miss. State
OL . . . Daniel Inman, Georgia
OL . . . Arron Sears, Tennessee
OL . . . Brian Stamper, Vanderbilt
OL . . . Tom Sorensen, Vanderbilt
QB . . . Chris Leak, Florida*
RB . . . Demetris Summers, S. Carolina
RB . . . Michael Cooper, Georgia

DEFENSE

DL . . . Ray McDonald, Florida
DL . . . Quentin Moses, Georgia
DL . . . Lamar Mills, Kentucky
LB . . . Channing Crowder, Florida
LB . . . Earl Everett, Florida
LB . . . Juvan Garth, Alabama
LB . . . Durrell White, Kentucky
DB . . . Will Herring, Auburn
DB . . . Corey Campbell, Tennessee
DB . . . LaRon Landry, LSU
DB . . . Quinton Culberson, Miss. State

SPECIALISTS

P . . . Eric Wilbur, Florida
PK . . . James Wilhoit, Tennessee
* - Freshman of the Year

2004

OFFENSE

WR . . . Marcus Monk, Arkansas
WR . . . Early Doucet, LSU
TE . . . Eric Butler, Miss. State
OL . . . Will Arnold, LSU
OL . . . Robert Felton, Arkansas
OL . . . Matt Gilbow, Arkansas
OL . . . Chester Adams, Georgia
C . . . Hamilton Holliday, Vanderbilt
QB . . . Erik Ainge, Tennessee
RB . . . Thomas Brown, Georgia
RB . . . Danny Ware, Georgia

DEFENSE

DL . . . Quentin Groves, Auburn
DL . . . Stanley McClover, Auburn
DL . . . Wallace Gilberry, Alabama
DL . . . Corey Clark, Miss. State
LB . . . Brandon Siler, Florida
LB . . . Titus Brown, Miss. State
LB . . . Wesley Woodyard, Kentucky
LB . . . Jonathan Goff, Vanderbilt
LB . . . Garry Pack, Ole Miss
DB . . . Roshawn Fellows, Tennessee
DB . . . Ko Simpson, South Carolina
DB . . . Jonathan Hefney, Tennessee
DB . . . Mario Bobo, Miss. State

SPECIALISTS

P . . . Jeremy Davis, Arkansas
PK . . . Andy Bailey, Georgia
RS . . . Jonathan Lowe, Miss. State
* - Freshman of the Year

2005

OFFENSE

WR . . . Earl Bennett, Vanderbilt
WR . . . Sidney Rice, South Carolina
TE . . . Nick Walker, Alabama
OL . . . Jonathan Luigs, Arkansas
OL . . . B.J. Stabler, Alabama
OL . . . Ramon Foster, Tennessee
OL . . . Antoine Caldwell, Alabama
OL . . . Michael Oher, Ole Miss
QB . . . Casey Dick, Arkansas
*RB . . . Darren McFadden, Arkansas
RB . . . Arian Foster, Tennessee

DEFENSE

DL . . . Bobby Greenwood, Alabama
DL . . . Dakota Walker, South Carolina
DL . . . Jeff Owens, Georgia
DL . . . Tyson Jackson, LSU



HONORS & ACCOLADES

ALABAMA • ARKANSAS • AUBURN • FLORIDA • GEORGIA • KENTUCKY • LSU • OLE MISS

LB . . .Freddie Fairchild, Arkansas
 LB . . .Braxton Kelley, Kentucky
 LB . . .Jamar Chaney, Miss. State
 LB . . .Anthony Littlejohn, Miss. State
 DB . . .Reshard Langford, Vanderbilt
 DB . . .Jamarca Sanford, Ole Miss
 DB . . .Shomari Moore, Kentucky
 DB . . .David Jones, Kentucky
 DB . . .Derek Pegues, Miss. State

SPECIALISTS

P . . .Bryant Hahnfeldt, Vanderbilt
 PK . . .Blake McAdams, Miss. State
 RS . . .Felix Jones, Arkansas
 * – Freshman of the Year

2006

OFFENSE

TE . . .Ben Cleveland, Arkansas
 OL . . .Andre Smith, Alabama
 OL . . .Ciron Black, LSU
 OL . . .John Jerry, Ole Miss
 OL . . .Justin Jeffries, Kentucky
 OL . . .Craig Jenkins, Miss. State
 C . . .Josh McNeil, Tennessee
 *WR . . .Percy Harvin, Florida
 WR . . .Brandon LaFell, LSU
 WR . . .Damian Williams, Arkansas
 QB . . .Matthew Stafford, Georgia
 QB . . .Tim Tebow, Florida
 RB . . .LaMarcus Coker, Tennessee
 RB . . .Anthony Dixon, Miss. State

DEFENSE

DL . . .Ricky Jean-Francois, LSU
 DL . . .Sen'Derrick Marks, Auburn
 DL . . .Kade Weston, Georgia
 LB . . .Prince Hall, Alabama
 LB . . .Rodney Paulk, South Carolina
 LB . . .Micah Johnson, Kentucky
 LB . . .Rico McCoy, Tennessee
 LB . . .Wendel Davis, Arkansas
 LB . . .Jamon Hughes, Miss. State
 DB . . .Trevard Lindley, Kentucky
 DB . . .Emanuel Cook, South Carolina
 DB . . .D.J. Moore, Vanderbilt
 DB . . .Aairon Savage, Auburn
 DB . . .Jerraud Powers, Auburn

SPECIALISTS

P . . . P.J. Fitzgerald, Alabama
 PK . . .Lones Seiber, Kentucky
 PK . . .Joshua Shene, Ole Miss
 RS . . .Brandon James, Florida
 * – Freshman of the Year

2007

OFFENSE

TE . . .D.J. Williams, Arkansas
 OL . . .Ryan Pugh, Auburn
 OL . . .Trinton Sturdivant, Georgia
 OL . . .Lee Ziemba, Auburn
 OL . . .Clint Boling, Georgia
 OL . . .Maurkice Pouncey, Florida
 OL . . .Chaz Ramsey, Auburn
 WR . . .Terrance Toliver, LSU
 WR . . .Denarius Moore, Tennessee
 QB . . .Wesley Carroll, Mississippi State
 RB . . .*Knowshon Moreno, Georgia
 RB . . .Terry Grant, Alabama

DEFENSE

DL . . .Ladi Ajilboye, South Carolina
 DL . . .Damario Ambrose, Arkansas
 DL . . .Antoine Carter, Auburn
 LB . . .Rolando McClain, Alabama
 LB . . .Freddy Burton, Arkansas
 LB . . .Cliff Matthews, South Carolina
 LB . . .A.J. Jones, Florida
 DB . . .Eric Berry, Tennessee
 DB . . .Joe Haden, Florida
 DB . . .Major Wright, Florida
 DB . . .Zac Etheridge, Auburn
 DB . . .Kareem Jackson, Alabama
 DB . . .Chad Jones, LSU

SPECIALISTS

PK . . .Daniel Lincoln, Tennessee
 PK . . .Alex Tejada, Arkansas
 P . . .Ryan Shoemaker, Auburn
 RS . . .Chad Jones, LSU
 * – Freshman of the Year

2008

OFFENSE

TE . . .Brandon Barden, Vanderbilt
 OL . . .Justin Anderson, Georgia
 OL . . .Cordy Glenn, Georgia
 OL . . .John Michael Boswell, Alabama
 OL . . .Grant Cook, Arkansas
 OL . . .Kyle Fischer, Vanderbilt
 OL . . .Quentin Saulsberry, Miss. State
 C . . .Ben Jones, Georgia
 WR . . .*A.J. Green, Georgia
 WR . . .Julio Jones, Alabama
 QB . . .Randall Cobb, Kentucky
 RB . . .Mark Ingram, Alabama
 RB . . .Jeffery Demps, Florida
 RB . . .Chris Rainey, Florida

DEFENSE

DL . . .Jake Bequette, Arkansas
 DL . . .T.J. Greenstone, Vanderbilt
 DL . . .Zach Stadther, Arkansas
 DL . . .DeAngelo Tyson, Georgia
 LB . . .Chris Marve, Vanderbilt
 LB . . .Dont'a Hightower, Alabama
 LB . . .Jerry Franklin, Arkansas
 LB . . .Spencer Pybus, Auburn
 LB . . .Daryl Vereen, Tennessee
 DB . . .Janoris Jenkins, Florida
 DB . . .Will Hill, Florida
 DB . . .Charles Mitchell, Miss. State
 DB . . .Neiko Thorpe, Auburn

SPECIALISTS

PK . . .Blair Walsh, Georgia
 RS . . .Dennis Johnson, Arkansas
 * – Freshman of the Year

2009

OFFENSE

TE . . .Orson Charles, Georgia
 OL . . .Barrett Jones, Alabama
 OL . . .Aaron Douglas, Tennessee
 OL . . .Xavier Nixon, Florida
 OL . . .Ryan Seymour, Vanderbilt
 OL . . .Larry Warford, Kentucky
 OL . . .T.J. Johnson, South Carolina
 WR . . .Alshon Jeffery, South Carolina
 WR . . .Chad Bumphis, Mississippi State
 QB . . .Morgan Newton, Kentucky
 RB . . .Trent Richardson, Alabama
 RB . . .*Warren Norman, Vanderbilt

DEFENSE

DL . . .Devin Taylor, South Carolina
 DL . . .Tenarius Wright, Arkansas
 DL . . .Fletcher Cox, Mississippi State
 DL . . .Montez Robinson, Georgia
 DL . . .Omar Hunter, Florida
 LB . . .Nico Johnson, Alabama
 LB . . .D.T. Shackelford, Ole Miss
 LB . . .Herman Lathers, Tennessee
 DB . . .Johnthan Banks, Miss. State
 DB . . .Corey Broomfield, Miss. State
 DB . . .Daren Bates, Auburn
 DB . . .Stephon Gilmore, S. Carolina

SPECIALISTS

PK . . .Ryan Fowler, Vanderbilt
 P . . .Tyler Campbell, Ole Miss
 RS . . .*Warren Norman, Vanderbilt
 * – Freshman of the Year

2010

OFFENSE

TE . . .Jordan Aumiller, Kentucky
 OL . . .JáWuan James, Tennessee
 OL . . .D.J. Fluker, Alabama
 OL . . .Wesley Johnson, Vanderbilt
 OL . . .Alvin Bailey, Arkansas
 OL . . .Gabe Jackson, Mississippi State
 C . . .Travis Swanson, Arkansas
 WR . . .Ace Sanders, South Carolina
 WR . . .Justin Hunter, Tennessee
 QB . . .Aaron Murray, Georgia
 RB . . .*Marcus Lattimore, S. Carolina
 RB . . .Mike Dyer, Auburn
 AP . . .Trey Burton, Florida

DEFENSE

DL . . .Jacques Smith, Tennessee
 DL . . .Barkevious Mingo, LSU
 DL . . .Sharrif Floyd, Florida
 DL . . .Byran Jones, Arkansas
 DL . . .Kwame Geathers, Georgia
 DL . . .Corey Lemonier, Auburn
 DL . . .*Walker May, Vanderbilt
 DL . . .Sam Montgomery, LSU
 LB . . .C.J. Mosley, Alabama
 LB . . .Jelani Jenkins, Florida
 LB . . .*Ronald Powell, Florida
 LB . . .John Propst, Tennessee
 DB . . .Tyrann Mathieu, LSU
 DB . . .Nickoe Whitley, Mississippi State
 DB . . .Kenny Ladler, Vanderbilt
 DB . . .Dee Milliner, Alabama
 DB . . .Alec Ogletree, Georgia

SPECIAL TEAMS

PK . . .Zach Hocker, Arkansas
 P . . .Cody Mandell, Alabama
 RS . . .Andre DeBose, Florida
 * – Freshman of the Year

2011

OFFENSE

TE . . .Malcolm Johnson, Miss. State
 OL . . .A.J. Cann, South Carolina
 OL . . .Marcus Jackson, Tennessee
 OL . . .Cyrus Kouandjio, Alabama
 OL . . .Chaz Green, Florida
 C . . .Reese Dismukes, Auburn
 WR . . .Malcolm Mitchell, Georgia
 WR . . .Odell Beckham Jr., LSU
 QB . . .Maxwell Smith, Kentucky
 RB . . .Isaiah Crowell, Georgia
 RB . . .Kenny Hilliard, LSU
 AP . . .Bruce Ellington, South Carolina

DEFENSE

DL . . .*Jadeveon Clowney, S. Carolina
 DL . . .Trey Flowers, Arkansas
 DL . . .Anthony Johnson, LSU
 DL . . .Kaleb Eulls, Mississippi State
 LB . . .A.J. Johnson, Tennessee
 LB . . .Curt Maggitt, Tennessee
 LB . . .Serderius Bryant, Ole Miss
 DB . . .Brian Randolph, Tennessee
 DB . . .Vinnie Sunseri, Alabama
 DB . . .Pop Saunders, Florida
 DB . . .Tevin Mitchel, Arkansas

SPECIAL TEAMS

K . . . James Hairston, LSU
 P . . . Brad Wing, LSU
 RS . . .Marquel Wade, Arkansas
 * – Freshman of the Year

2012

OFFENSE

TE . . .Jerrell Adams, South Carolina
 OL . . .John Theus, Georgia
 OL . . .D.J. Humphries, Florida
 OL . . .Brandon Shell, South Carolina
 OL . . .Vadal Alexander, LSU
 C . . .Ryan Kelly, Alabama
 WR . . .Amari Cooper, Alabama
 WR . . .Mike Evans, Texas A&M
 QB . . .*Johnny Manziel, Texas A&M
 RB . . .Todd Gurley, Georgia
 RB . . .T.J. Yeldon, Alabama
 AP . . .Trey Williams, Texas A&M

DEFENSE

DL . . .Dante Fowler, Florida
 DL . . .Jonathan Bullard, Florida
 DL . . .Issac Gross, Ole Miss
 DL . . .D.J. Pettway, Alabama
 LB . . .Denzel Nkemdiche, Ole Miss
 LB . . .Benardrick McKinney, Mississippi State
 LB . . .A.J. Turner, Arkansas
 LB . . .Otha Peters, Arkansas
 LB . . .Antonio Morrison, Florida
 DB . . .Jalen Collins, LSU
 DB . . .T.J. Gurley, South Carolina
 DB . . .Rohan Gaines, Arkansas
 DB . . .LaDarrrell McNeil, Tennessee

SPECIAL TEAMS

PK . . .Andrew Baggett, Missouri
 P . . .Landon Foster, Kentucky
 RS . . .Trey Williams, Texas A&M
 * – Freshman of the Year

HONORS & ACCOLADES

MISSISSIPPI STATE • MISSOURI • SOUTH CAROLINA • TENNESSEE • TEXAS A&M • VANDERBILT



2013 OFFENSE

TE . . .Hunter Henry, Arkansas
 OL . . .Laremy Tunsil, Ole Miss
 OL . . .Andrew Jelks, Vanderbilt
 OL . . .Alex Kozan, Auburn
 OL . . .Denver Kirkland, Arkansas
 C . . .Jon Toth, Kentucky
 *WR . .Laquon Treadwell, Ole Miss
 WR . .Marquez North, Tennessee
 QB . .Maty Mauk, Missouri
 RB . .Alex Collins, Arkansas
 RB . .Kelvin Taylor, Florida
 AP . .Pharoh Cooper, South Carolina

DEFENSE

DL . .Chris Jones, Mississippi State
 DL . .A'Shawn Robinson, Alabama
 DL . .Robert Nkemdiche, Ole Miss
 DL . .Darius Philon, Arkansas
 LB . .Darian Claiborne, Texas A&M
 LB . .Leonard Floyd, Georgia
 LB . .Skai Moore, South Carolina
 DB . .Vernon Hargreaves, Florida
 DB . .Tony Conner, Ole Miss
 DB . .Tre'Davious White, LSU
 DB . .Cameron Sutton, Tennessee

SPECIAL TEAMS

PK . .Elliott Fry, South Carolina
 P . . .Johnny Townsend, Florida
 RS . .Pharoh Cooper, South Carolina
 * – Freshman of the Year

2014 OFFENSE

TE . . .Jeb Blazevich, Georgia
 OL . . .Cam Robinson, Alabama
 OL . . .Jashon Robertson, Tennessee
 OL . . .Braden Smith, Auburn
 OL . . .Ramsey Meyers, Kentucky
 C . . .Frank Ragnow, Arkansas
 WR . .Speedy Noil, Texas A&M
 WR . .Malachi Dupre, LSU
 QB . .Treon Harris, Florida
 *RB . .Nick Chubb, Georgia
 RB . .Leonard Fournette, LSU
 AP . .Leonard Fournette, LSU

DEFENSE

DL . .Myles Garrett, Texas A&M
 DL . .Derek Barnett, Tennessee
 DL . .Da'Shawn Hand, Alabama
 DL . .Marquis Haynes, Ole Miss
 LB . .Nigel Bowden, Vanderbilt
 LB . .Lorenzo Carter, Georgia
 LB . .J.T. Gray, Mississippi State
 DB . .Jalen Tabor, Florida
 DB . .Jamal Adams, LSU
 DB . .Todd Kelly, Jr., Tennessee
 DB . .Al Harris, Jr., South Carolina

SPECIAL TEAMS

PK . .Austin MacGinnis, Kentucky
 P . . .JK Scott, Alabama
 RS . .Speedy Noil, Texas A&M
 * – Freshman of the Year

2015 OFFENSE

TE . . .C.J. Conrad, Kentucky
 OL . . .William Clapp, LSU
 OL . . .Martez Ivey, Florida
 OL . . .Ross Pierschbacher, Alabama
 OL . . .Chance Hall, Tennessee
 C . . .Zach Bailey, South Carolina
 WR . .Christian Kirk, Texas A&M
 WR . .Calvin Ridley, Alabama
 QB . .Kyler Murray, Texas A&M
 RB . .Derrius Guice, LSU
 RB . .Rawleigh Williams III, Arkansas
 *AP . .Christian Kirk, Texas A&M

DEFENSE

DL . .Arden Key, LSU
 DL . .Terry Beckner, Missouri
 DL . .Walter Brady, Missouri
 DL . .Cece Jefferson, Florida
 LB . .Dre Greenlaw, Arkansas
 LB . .Gerri Green, Mississippi State
 LB . .Darrin Kirkland Jr., Tennessee
 DB . .Minkah Fitzpatrick, Alabama
 DB . .Carlton Davis, Auburn
 DB . .Marlon Humphrey, Alabama
 DB . .Chris Westry, Kentucky

SPECIAL TEAMS

P . . .Corey Fatony, Missouri
 RS . .Christian Kirk, Texas A&M
 * – Freshman of the Year

ALL-TIME SEC PLAYERS OF THE WEEK

1985

Sept. 6	Offensive Defensive	Bo Jackson, Auburn Cornelius Bennett, Alabama
Sept. 13	Offensive Defensive	Tony Robinson, Tennessee Chris White, Tennessee/Cedric Corse, Mississippi State
Sept. 20	Offensive Defensive	Mike Shula, Alabama John Little, Georgia
Sept. 27	Offensive Defensive	Kerwin Bell, Florida Darrin Miller, Tennessee
Oct. 4	Offensive Defensive	Bo Jackson, Auburn Alonzo Johnson, Florida
Oct. 11	Offensive Defensive	Jeff Wickersham, LSU Mike Velotta, Kentucky
Oct. 18	Offensive Defensive	Bo Jackson, Auburn Michael Brooks, LSU
Oct. 25	Offensive Defensive	Kent Austin, Ole Miss/Mike Shula, Alabama Greg Waters, Georgia
Nov. 2	Offensive Defensive	Gene Gelks, Alabama Alonzo Johnson, Florida
Nov. 9	Offensive Defensive	Keith Henderson, Georgia/Everett Crawford, Vanderbilt Greg Waters, Georgia
Nov. 16	Offensive Defensive	Bo Jackson, Auburn Michael Brooks, LSU
Nov. 23	Offensive Defensive	Jeff Wickersham, LSU Ron Sancho, LSU/Henry Thomas, LSU
Nov. 30	Offensive Defensive	Daryl Dickey, Tennessee Kelly Ziegler, Tennessee

1986

Aug. 30	Offensive Defensive	Kerwin Bell, Florida Ricky Thomas, Alabama
Sept. 6	Offensive Defensive	Don Smith, Mississippi State Jeff Noblin, Ole Miss
Sept. 13	Offensive Defensive	Don Smith, Mississippi State Michael Brooks, LSU
Sept. 20	Offensive Defensive	Bobby Humphrey, Alabama Cornelius Bennett, Alabama
Sept. 27	Offensive Defensive	Brent Fullwood, Auburn Aundray Bruce, Auburn/Mike Fitzsimmons, Ole Miss
Oct. 4	Offensive Defensive	Al Bell, Alabama Greg Jackson, LSU
Oct. 11	Offensive Defensive	Brent Fullwood, Auburn Toby Caston, LSU
Oct. 18	Offensive Defensive	Bobby Humphrey, Alabama Kurt Crain, Auburn
Oct. 25	Offensive Defensive	Wendell Davis, LSU/Brent Fullwood, Auburn Don Price, Ole Miss
Nov. 1	Offensive Defensive	Kerwin Bell, Florida/Bobby Humphrey, Alabama Keith Williams, Florida/Howard Moss, Ole Miss
Nov. 8	Offensive Defensive	Ivy Joe Hunter, Kentucky Clifford Charlton, Florida/Gregg Jackson, LSU
Nov. 15	Offensive Defensive	Tom Hodson, LSU/Bill Ransdell, Kentucky Steve Boswell, Georgia
Nov. 22	Offensive Defensive	Tom Hodson, LSU/Wendell Davis, LSU Jeff Herrad, Ole Miss
Nov. 29	Offensive Defensive	Brent Fullwood, Auburn/Lars Tate, Georgia Kurt Crain, Auburn



HONORS & ACCOLADES

ALABAMA • ARKANSAS • AUBURN • FLORIDA • GEORGIA • KENTUCKY • LSU • OLE MISS

1987

Aug. 30	Offensive Defensive	Reggie Cobb, Tennessee Kelly Ziegler, Tennessee
Sept. 5	Offensive Defensive	Lars Tate, Georgia Nate Hill, Auburn
Sept. 12	Offensive Defensive	Bobby Humphrey, Alabama Derrick Thomas, Alabama
Sept. 19	Offensive Defensive	Emmitt Smith, Florida Louis Oliver, Florida/Jeff Herrod, Ole Miss
Sept. 26	Offensive Defensive	Bobby Humphrey, Alabama/Eric Jones, Vanderbilt Richard Tardits, Georgia/Keith DeLong, Tennessee
Oct. 3	Offensive Defensive	Rodney Hampton, Georgia Kurt Crain, Auburn/Chris Gaines, Vanderbilt
Oct. 10	Offensive Defensive	Mark Higgs, Kentucky/Jeff Burger, Auburn Ron Sancho, LSU
Oct. 17	Offensive Defensive	Jeff Dunn, Alabama/Tom Hodson, LSU Aundray Bruce, Auburn
Oct. 24	Offensive Defensive	John Darnell, Ole Miss Terrie Webster, Georgia
Oct. 31	Offensive Defensive	Wendell Davis, LSU/Eric Jones, Vanderbilt Kurt Crain, Auburn
Nov. 7	Offensive Defensive	Bobby Humphrey, Alabama/Eric Jones, Vanderbilt Ben Smith, Georgia
Nov. 14	Offensive Defensive	Jeff Burger, Auburn Keith DeLong, Tennessee
Nov. 21	Offensive Defensive	Harvey Williams, LSU Cedric Corse, Mississippi State
Nov. 27-28	Offensive Defensive	Stacy Danley, Auburn Kurt Crain, Auburn

1988

Sept. 3	Offensive Defensive	Rodney Hampton, Georgia Ron Sancho, LSU
Sept. 10	Offensive Defensive	Boo Mitchell, LSU James Williams, Mississippi State
Sept. 17	Offensive Defensive	Tim Worley, Georgia LSU Team
Sept. 24	Offensive Defensive	Emmitt Smith, Florida Tracy Rocker, Auburn
Oct. 1	Offensive Defensive	Tim Worley, Georgia Richard Fain, Florida/Derrick Thomas, Alabama
Oct. 8	Offensive Defensive	Boo Mitchell, Vanderbilt Tony Bennett, Ole Miss
Oct. 15	Offensive Defensive	Tony Shell, Mississippi State Keith DeLong, Tennessee
Oct. 22	Offensive Defensive	Alfred Walls, Kentucky/Mark Young, Ole Miss Derrick Thomas, Alabama
Oct. 29	Offensive Defensive	Eddie Fuller, LSU/David Smith, Alabama Quentin Riggins, Auburn
Nov. 5	Offensive Defensive	Tim Worley, Georgia Demetrius Douglas, Georgia/Randy Holleran, Kentucky
Nov. 12	Offensive Defensive	Reggie Slack, Auburn Brian Smith, Auburn

Nov. 19	Offensive Defensive	Jeff Francis, Tennessee Keith DeLong, Tennessee
Nov. 25-26	Offensive Defensive	Mark Young, Ole Miss Ron Stallworth, Auburn
Dec. 1	Offensive Defensive	David Smith, Alabama Derrick Thomas, Alabama

1989

Sept. 2	Offensive Defensive	Kenny Roberts, Mississippi State Tony Bennett, Ole Miss
Sept. 9	Offensive Defensive	Alexander Wright, Auburn Chauncey Godwin, Ole Miss
Sept. 16	Offensive Defensive	Siran Stacy, Alabama/John Darnell, Ole Miss Lamar Rogers, Auburn
Sept. 23	Offensive Defensive	Emmitt Smith, Florida Efrum Thomas, Florida
Sept. 30	Offensive Defensive	Reggie Cobb, Tennessee Marion, Hobby, Tennessee
Oct. 7	Offensive Defensive	Gary Hollingsworth, Alabama Huey Richardson, Florida
Oct. 14	Offensive Defensive	John Darnell, Ole Miss/Emmitt Smith, Florida Oliver Lawrence, LSU
Oct. 21	Offensive Defensive	Emmitt Smith, Florida/Siran Stacy, Alabama Keith McCants, Alabama
Oct. 28	Offensive Defensive	Rodney Hampton, Georgia/Tom Hodson, LSU Ben Smith, Georgia
Nov. 4	Offensive Defensive	Tom Hodson, LSU Quentin Riggins, Auburn
Nov. 11	Offensive Defensive	Alabama Offensive Line Oliver Barnett, Kentucky
Nov. 18	Offensive Defensive	Chuck Webb, Tennessee John Wiley, Auburn
Nov. 25	Offensive Defensive	Tommy Hodson, LSU/Chuck Webb, Tennessee James Williams, Mississippi State
Dec. 2	Offensive Defensive	Alexander Wright, Auburn Keith McCants, Alabama

1990

Sept. 1	Offensive Defensive	Tavio Henson, Tennessee Joey Couch, Kentucky
Sept. 8	Offensive Defensive	Tony Thompson, Tennessee Mike Hewitt, LSU
Sept. 15	Offensive Defensive	James Joseph, Auburn Will White, Florida
Sept. 22	Offensive Defensive	Marcus Wilson, Vanderbilt Chris Mitchell, Ole Miss
Sept. 29	Offensive Defensive	Randy Baldwin, Ole Miss/Todd Kinchen, LSU/Stan White, Auburn Derriel McCorvey, LSU
Oct. 6	Offensive Defensive	Philip Doyle, Alabama Walter Tate, Auburn
Oct. 13	Offensive Defensive	Randy Baldwin, Ole Miss Dale Carter, Tennessee
Oct. 20	Offensive Defensive	Harvey Williams, LSU George Teague, Alabama/George Thornton, Alabama

HONORS & ACCOLADES



MISSISSIPPI STATE • MISSOURI • SOUTH CAROLINA • TENNESSEE • TEXAS A&M • VANDERBILT

Oct. 27	Offensive Defensive	Al Baker, Kentucky Reggie Stewart, Mississippi State
Nov. 3	Offensive Defensive	Randy Baldwin, Ole Miss Ephesians Bartley, Florida/Huey Richardson, Florida
Nov. 10	Offensive Defensive	Shane Matthews, Florida Tim Paul, Florida
Nov. 17	Offensive Defensive	Shane Matthews, Florida Reggie Stewart, Mississippi State
Nov. 24	Offensive Defensive	Andy Kelly, Tennessee/Carl Pickens, Tennessee Earnest Fields, Tennessee
Dec. 1	Offensive Defensive	Tony Thompson, Tennessee Efrum Thomas, Alabama

1991

Aug. 31	Offensive Defensive	Brian Lee, Ole Miss Chad Brown, Ole Miss
Sept. 7	Offensive Defensive	Shane Matthews, Florida Daniel Boyd, Mississippi State
Sept. 14	Offensive Defensive	Errict Rhett, Florida Darrell Crawford, Auburn
Sept. 21	Offensive Defensive	Andy Kelly, Tennessee Robert Stewart, Alabama/Ricardo Washington, LSU
Sept. 28	Offensive Defensive	Andy Kelly, Tennessee/Carl Pickens, Tennessee Brad Culpepper, Florida
Oct. 5	Offensive Defensive	Eric Zeier, Georgia/Russ Shows, Ole Miss Dwayne Simmons, Georgia
Oct. 12	Offensive Defensive	Sleep Robinson, Mississippi State Larry Kennedy, Florida
Oct. 19	Offensive Defensive	Corey Harris, Vanderbilt Antonio London, Alabama
Oct. 26	Offensive Defensive	Eric Zeier, Georgia Daniel Boyd, Mississippi State
Nov. 2	Offensive Defensive	Willie Jackson, Florida Tim Paulk, Florida
Nov. 9	Offensive Defensive	Shane Matthews, Florida Darryl Hardy, Tennessee
Nov. 16	Offensive Defensive	Todd Kinchen, LSU Don Robinson, Kentucky
Nov. 23	Offensive Defensive	Sleepy Robinson, Mississippi State Shon Walker, Tennessee
Nov. 30	Offensive Defensive	Garrison Hearst, Georgia Darren Mickell, Florida/Harvey Thomas, Florida

1992

Sept. 5	Offensive Defensive	Michael Proctor, Alabama Cassius Ware, Ole Miss
Sept. 12	Offensive Defensive	Errict Rhett, Florida Orlando Watters, Arkansas
Sept. 19	Offensive Defensive	Garrison Hearst, Georgia Dean Wells, Kentucky
Sept. 26	Offensive Defensive	Eric Zeier, Georgia Tim Cromartie, Auburn
Oct. 3	Offensive Defensive	Cory Philpot, Ole Miss Daniel Boyd, Mississippi State

Oct. 10	Offensive Defensive	Todd Wright, Arkansas Kelvin Knight, Arkansas
Oct. 17	Offensive Defensive	Garrison Hearst, Georgia John Copeland, Alabama
Oct. 24	Offensive Defensive	Jay Barker, Alabama Greg Tremble, Georgia
Oct. 31	Offensive Defensive	Shane Matthews, Florida Hank Campbell, South Carolina
Nov. 7	Offensive Defensive	Chris Anderson, Alabama Carlton Miles, Florida
Nov. 14	Offensive Defensive	Garrison Hearst, Georgia George Teague, Alabama
Nov. 21	Offensive Defensive	Shane Matthews, Florida Jason Parker, Tennessee
Nov. 28	Offensive Defensive	Garrison Hearst, Georgia Chad Brown, Ole Miss

1993

Sept. 4	Offensive Defensive	James Bostic, Auburn David Turnipseed, South Carolina
Sept. 11	Offensive Defensive	David Palmer, Alabama Marty Moore, Kentucky
Sept. 18	Offensive Defensive	Stan White, Auburn Dewayne Dotsen, Ole Miss
Sept. 25	Offensive Defensive	Heath Shuler, Tennessee Cassius Ware, Ole Miss
Oct. 2	Offensive Defensive	Danny Wuerffel, Florida Darwin Ireland, Arkansas
Oct. 9	Offensive Defensive	Eric Zeier, Georgia Chris Shelling, Auburn
Oct. 16	Offensive Defensive	Stan White, Auburn Juan Long, Mississippi State
Oct. 23	Offensive Defensive	David Palmer, Alabama Stacy Evans, South Carolina
Oct. 30	Offensive Defensive	Errict Rhett, Florida Brian Robinson, Auburn
Nov. 6	Offensive Defensive	Terry Dean, Florida Ivory Hilliard, LSU
Nov. 13	Offensive Defensive	James Bostic, Auburn Lemanski Hall, Florida
Nov. 20	Offensive Defensive	Charlie Garner, Tennessee Jason Miska, Auburn
Nov. 27	Offensive Defensive	Eric Zeier, Georgia Orlando Watters, Arkansas

1994

Sept. 5	Offensive Defensive	Eric Zeier, Georgia Mike Pelton, Auburn
Sept. 12	Offensive Defensive	James Stewart, Tennessee Stacy Evans, South Carolina
Sept. 19	Offensive Defensive	Sherman Williams, Alabama Chris Shelling, Auburn
Sept. 26	Offensive Defensive	Steve Tannehill, South Carolina Dwayne Curry, Mississippi State



HONORS & ACCOLADES

ALABAMA • ARKANSAS • AUBURN • FLORIDA • GEORGIA • KENTUCKY • LSU • OLE MISS

Oct. 1	Offensive Defensive	Jay Barker, Alabama Kevin Carter, Florida
Oct. 8	Offensive Defensive	Patrick Nix, Auburn Ben Talley, Tennessee
Oct. 15	Offensive Defensive	Patrick Nix, Auburn Eric Vance, Vanderbilt
Oct. 22	Offensive Defensive	Hason Graham, Georgia John Walters, Alabama
Oct. 29	Offensive Defensive	Stephen Davis, Auburn Michael Lowery, Ole Miss
Nov. 5	Offensive Defensive	Eric Moulds, Mississippi State Vann Bodden, Alabama
Nov. 12	Offensive Defensive	Jay Barker, Alabama Anthone Lott, Florida
Nov. 19	Offensive Defensive	Sherman Williams, Alabama Dameian Jeffries, Alabama
Nov. 28	Offensive Defensive	James Stewart, Tennessee Johnnie Harris, Mississippi State

1995

Sept. 2	Offensive Defensive	Robert Edwards, Georgia Marcellus Mostella, Auburn
Sept. 9	Offensive Defensive	Madre Hill, Arkansas Anthone Lott, Florida
Sept. 16	Offensive Defensive	Danny Wuerffel, Florida Mark Smith, Arkansas
Sept. 23	Offensive Defensive	Moe Williams, Kentucky Nate Wayne, Ole Miss
Sept. 30	Offensive Defensive	Madre Hill, Arkansas Kevin Jackson, Alabama
Oct. 7	Offensive Defensive	Peyton Manning, Tennessee Marcellus Mostella, Auburn
Oct. 14	Offensive Defensive	Danny Wuerffel, Florida Shane Burton, Tennessee
Oct. 21	Offensive Defensive	Steve Tanneyhill, South Carolina John Walters, Alabama
Oct. 28	Offensive Defensive	Madre Hill, Arkansas Lawrence Wright, Florida
Nov. 4	Offensive Defensive	Dennis Riddle, Alabama Steven Conley, Arkansas
Nov. 11	Offensive Defensive	Kevin Faulk, LSU Mark Campbell, Florida
Nov. 18	Offensive Defensive	Chris Doering, Florida Gabe Northern, LSU
Nov. 25	Offensive Defensive	Danny Wuerffel, Florida Walker Jones, Ole Miss

1996

Aug. 31	Offensive Defensive	Paul Head, Ole Miss Fred Weary, Florida
Sept. 7	Offensive Defensive	Kevin Faulk, LSU Jamie Duncan, Vanderbilt
Sept. 14	Offensive Defensive	Duce Staley, South Carolina Kevin Jackson, Alabama

Sept. 21	Offensive Defensive	Danny Wuerffel, Florida Brandon Tolbert, Georgia
Sept. 28	Offensive Defensive	Jacquez Green, Florida Izell McGill, Mississippi State
Oct. 5	Offensive Defensive	Danny Wuerffel, Florida Leonard Little, Tennessee
Oct. 12	Offensive Defensive	Peyton Manning, Tennessee Jimmy Brumbaugh, Auburn
Oct. 19	Offensive Defensive	Danny Wuerffel, Florida Benji Young, South Carolina
Oct. 26	Offensive Defensive	Jay Graham, Tennessee Mike Schellenberger, Kentucky
Nov. 2	Offensive Defensive	Peyton Manning, Tennessee Takeo Spikes, Auburn
Nov. 9	Offensive Defensive	Shaun Alexander, Alabama Jamie Duncan, Vanderbilt
Nov. 16	Offensive Defensive	Hines Ward, Georgia Paul Lacoste, Mississippi State
Nov. 23	Offensive Defensive	Dennis Riddle, Alabama Nate Wayne, Ole Miss
Nov. 30	Offensive Defensive	Kevin Faulk, LSU Gregory Favors, Mississippi State

1997

Aug. 30	Offensive Defensive	Tim Couch, Kentucky Greg Favors, Mississippi State
Sept. 6	Offensive Defensive	Doug Johnson, Florida Leonard Little, Tennessee
Sept. 13	Offensive Defensive	Mike Bobo, Georgia Steve Harris, Alabama
Sept. 20	Offensive Defensive	Dameyune Craig, Auburn Tony George, Florida
Sept. 27	Offensive Defensive	Stewart Patridge, Ole Miss Fred Weary, Florida
Oct. 4	Offensive Defensive	Tim Couch, Kentucky Greg Bright, Georgia
Oct. 11	Offensive Defensive	Jamal Lewis, Tennessee Cedric Donaldson, LSU
Oct. 18	Offensive Defensive	Stewart Patridge, Ole Miss Mike Peterson, Florida
Oct. 25	Offensive Defensive	Curtis Alexander, Alabama Ronald Bailey, Georgia
Nov. 1	Offensive Defensive	Hines Ward, Georgia Anthony Derricks, Mississippi State
Nov. 8	Offensive Defensive	Peyton Manning, Tennessee Chuck Wiley, LSU
Nov. 15	Offensive Defensive	Fred Taylor, Florida Takeo Spikes, Auburn
Nov. 22	Offensive Defensive	Peyton Manning, Tennessee Ed Chester, Florida
Nov. 29	Offensive Defensive	Mike Bobo, Georgia Timothy Strickland, Ole Miss

HONORS & ACCOLADES



MISSISSIPPI STATE • MISSOURI • SOUTH CAROLINA • TENNESSEE • TEXAS A&M • VANDERBILT

1998

Sept. 5	Offensive Defensive	Shaun Alexander, Alabama Edward Smith, Mississippi State
Sept. 12	Offensive Defensive	Shaun Alexander, Alabama Adrian Hollingshed, Georgia
Sept. 19	Offensive Defensive	Herb Tyler, LSU Al Wilson, Tennessee
Sept. 26	Offensive Defensive	Craig Yeast, Kentucky Jeromy Flowers, Arkansas
Oct. 3	Offensive Defensive	Quincy Carter, Georgia Shaun Ellis, Tennessee
Oct. 10	Offensive Defensive	Travis McGriff, Florida Deon Grant, Tennessee
Oct. 17	Offensive Defensive	Tim Couch, Kentucky Teako Brown, Florida
Oct. 24	Offensive Defensive	Kevin Faulk, LSU Ainsley Battles, Vanderbilt
Oct. 31	Offensive Defensive	Tee Martin, Tennessee Tony George, Florida
Nov. 7	Offensive Defensive	Andrew Zow, Alabama Kenoy Kennedy, Arkansas
Nov. 14	Offensive Defensive	James Johnson, Mississippi State Champ Bailey, Georgia
Nov. 21	Offensive Defensive	Olandis Gary, Georgia Edward Smith, Mississippi State
Nov. 28	Offensive Defensive	Peerless Price, Tennessee David Barrett, Arkansas

1999

Sept. 4	Offensive Defensive	Shaun Alexander, Alabama Shaun Ellis, Florida
Sept. 11	Offensive Defensive	Shaun Alexander, Alabama Richard Seymour, Georgia
Sept. 18	Offensive Defensive	Greg Zolman, Vanderbilt Alex Brown, Florida
Sept. 25	Offensive Defensive	Cory Peterson, Ole Miss Ashley Cooper, Mississippi State
Oct. 2	Offensive Defensive	Shaun Alexander, Alabama Deon Grant, Tennessee
Oct. 9	Offensive Defensive	Tee Martin, Tennessee John Hilliard, Mississippi State
Oct. 16	Offensive Defensive	Shaun Alexander, Alabama Anthony Wajda, Kentucky
Oct. 23	Offensive Defensive	Tee Martin, Tennessee Charles Grant, Georgia
Oct. 30	Offensive Defensive	Clint Stoerner, Arkansas Alex Brown, Florida
Nov. 6	Offensive Defensive	Deuce McAllister, Ole Miss Ashley Cooper, Mississippi State
Nov. 13	Offensive Defensive	Clint Stoerner, Arkansas/Ben Leard, Auburn Patrick Wiggins, Kentucky
Nov. 20	Offensive Defensive	Quincy Carter, Georgia Kindal Moorehead, Alabama

Nov. 27	Offensive Defensive	Rohan Davey, LSU Barrin Simpson, Mississippi State
---------	------------------------	---

2000

Sept. 2	Offensive Defensive	Rudi Johnson, Auburn Andre Offing, South Carolina
Sept. 9	Offensive Defensive	Derek Watson, South Carolina Courtney Rose, Auburn
Sept. 16	Offensive Defensive	Jesse Palmer, Florida Josh Morgan, Mississippi State
Sept. 23	Offensive Defensive	Jermale Kelly, South Carolina Quinton Caver, Arkansas
Sept. 30	Offensive Defensive	Rohan Davey, LSU Willie Blade, Mississippi State
Oct. 7	Offensive Defensive	Dicenzo Miller, Mississippi State Richard Seymour, Georgia
Oct. 14	Offensive Defensive	Rex Grossman, Florida Tim Wansley, Georgia
Oct. 21	Offensive Defensive	LaBrandon Toefield, LSU John Henderson, Tennessee
Oct. 28	Offensive Defensive	Travis Henry, Tennessee Rodney Crayton, Auburn
Nov. 2	Offensive Defensive	Josh Booty, LSU Eugene Clinton, Mississippi State
Nov. 9	Offensive Defensive	Jabar Gaffney, Florida Matt Stewart, Vanderbilt
Nov. 16	Offensive Defensive	Musa Smith, Georgia Quinton Caver, Arkansas
Nov. 23	Offensive Defensive	Deuce McAllister, Ole Miss Quinton Caver, Arkansas

2001

Sept. 1	Offensive Defensive	Rex Grossman, Florida Ken Hamlin, Arkansas
Sept. 8	Offensive Defensive	Travis Stephens, Tennessee Kalimba Edwards, South Carolina
Sept. 22	Offensive Defensive	Robert Gillespie, Florida Andrew Goodman, South Carolina
Sept. 29	Offensive Defensive	Kelley Washington, Tennessee Dontarrious Thomas, Auburn
Oct. 6	Offensive Defensive	David Greene, Georgia Alex Brown, Florida
Oct. 13	Offensive Defensive	Eli Manning, Ole Miss Rashaud Walker, Auburn
Oct. 20	Offensive Defensive	Casey Clausen, Tennessee Trev Faulk, LSU
Oct. 27	Offensive Defensive	Rex Grossman, Florida L.P. Spence, Ole Miss
Nov. 3	Offensive Defensive	Josh Reed, LSU Jermaine Petty, Arkansas
Nov. 10	Offensive Defensive	Carnell Williams, Auburn Andra Davis, Florida
Nov. 17	Offensive Defensive	Andrew Zow, Alabama Jermaine Phillips, Georgia



HONORS & ACCOLADES

ALABAMA • ARKANSAS • AUBURN • FLORIDA • GEORGIA • KENTUCKY • LSU • OLE MISS

Nov. 24 Offensive
Defensive LaBrandon Toefield, LSU
Korey Banks, Mississippi State

Dec. 1 Offensive
Defensive Travis Stephens, Tennessee
Jarvis Green, LSU

2002

Sept. 3 Offensive
Defensive
Special Teams Taylor Jacobs, Florida
Boss Bailey, Georgia
Taylor Begleu, Kentucky

Sept. 9 Offensive
Defensive
Special Teams Jared Lorenzen, Kentucky
Tony Bua, Arkansas
Jason Armstead, Ole Miss

Sept. 16 Offensive
Defensive
Special Teams Carnell Williams, Auburn
David Pollack, Georgia
John Corbello, LSU

Sept. 23 Offensive
Defensive
Special Teams Rex Grossman, Florida
Reggie Torbor, Auburn
Jonathan Nichols, Ole Miss

Sept. 30 Offensive
Defensive
Special Teams Carnell Williams, Auburn
Keiwan Ratliff, Florida
Derek Abney, Kentucky

Oct. 7 Offensive
Defensive
Special Teams Jabari Davis, Tennessee
Matt Grier, Ole Miss
Billy Bennett, Georgia

Oct. 14 Offensive
Defensive
Special Teams Fred Talley, Arkansas
Corey Webster, LSU
Billy Bennett, Georgia

Oct. 21 Offensive
Defensive
Special Teams Santonio Beard, Alabama
Demetrius Hookfin, LSU
Derek Abney, Kentucky

Oct. 28 Offensive
Defensive
Special Teams Terrence Edwards, Georgia
Karlos Dansby, Auburn
Tom Crowder, Arkansas

Nov. 4 Offensive
Defensive
Special Teams Ronnie Brown, Auburn
Guss Scott, Florida
Derek Abney, Kentucky

Nov. 11 Offensive
Defensive
Special Teams Devery Henderson, LSU
Charles Jones, Alabama
David Carlton, Arkansas

Nov. 18 Offensive
Defensive
Special Teams Michael Johnson, Georgia
Waine Bacon, Alabama
Sean Jones, Georgia

Nov. 25 Offensive
Defensive
Special Teams Marcus Randall, LSU
Travaris Robinson, Auburn
Alex Walls, Tennessee

Dec. 2 Offensive
Defensive
Special Teams Musa Smith, Georgia
Ken Hamlin, Arkansas
Jason Armstead, Ole Miss

2003

Aug. 30/31 Offensive
Defensive
Special Teams Shaud Williams, Alabama
Thomas Davis, Georgia
Jonathan Nichols, Ole Miss

Sept. 6 Offensive
Defensive
Special Teams Cedric Cobbs, Arkansas
Moe Thompson, South Carolina
Dustin Colquitt, Tennessee

Sept. 13 Offensive
Defensive
Special Teams Shaud Williams, Alabama
Caleb Miller, Arkansas
Gordon Ely-Kelso, Georgia

Sept. 20 Offensive
Jabari Davis, Tennessee

Defensive
Special Teams Corey Webster, LSU
Anthony Thornton, Kentucky

Sept. 27 Offensive
Defensive
Special Teams Cedric Cobbs, Arkansas
Johnny Lamar, Florida
Dustin Colquitt, Tennessee

Oct. 4 Offensive
Defensive
Special Teams Carnell Williams, Auburn
Von Hutchins, Ole Miss
Brent Smith, Mississippi State

Oct. 11 Offensive
Defensive
Special Teams Carnell Williams, Auburn
David Pollack, Georgia
Matt Leach, Florida

Oct. 18 Offensive
Defensive
Special Teams Carnell Williams, Auburn
Keiwan Ratliff, Florida
Sean Jones, Georgia

Oct. 25 Offensive
Defensive
Special Teams Casey Clausen, Tennessee
Chad Lavalais, LSU
Derek Abney, Kentucky

Nov. 1 Offensive
Defensive
Special Teams Eli Manning, Ole Miss
Arrion Dixon, Arkansas
Matt Leach, Florida

Nov. 8 Offensive
Defensive
Special Teams Eli Manning, Ole Miss
Tony Bua, Arkansas
Derrick Tinsley, Tennessee

Nov. 15 Offensive
Defensive
Special Teams Jay Cutler, Vanderbilt
Odell Thurman, Georgia
Nick Turner, Mississippi State

Nov. 22 Offensive
Defensive
Special Teams Carnell Williams, Auburn
Chad Lavalais, LSU
Mark Jones, Tennessee

Nov. 27/29 Offensive
Defensive
Special Teams Matt Mauck, LSU
Gibril Wilson, Tennessee
Billy Bennett, Georgia

2004

Sept. 4-5 Offensive
Defensive
Special Teams Jerious Norwood, Mississippi State
Jamacia Jackson, South Carolina
Tyson Browning, Georgia
Offensive Lineman
Defensive Lineman Jason Respert, Tennessee
Arrion Dixon, Arkansas

Sept. 11 Offensive
Defensive
Special Teams
Offensive Lineman
Defensive Lineman Carnell Williams, Auburn
Roman Harper, Alabama
Gordon Ely-Kelso, Georgia
Troy Reddick, Auburn
David Pollack, Georgia

Sept. 18 Offensive
Defensive
Special Teams
Offensive Lineman
Defensive Lineman Jason Campbell, Auburn
Kevin Burnett, Tennessee
James Wilhoit, Tennessee
Matt McCutchan, Kentucky
McKinley Boykin, Ole Miss

Sept. 25 Offensive
Defensive
Special Teams
Offensive Lineman
Defensive Lineman Ciatrick Fason, Florida
Corey Webster, LSU
Jonathan Nichols, Ole Miss
Michael Munoz, Tennessee
Jeremy Harrell, Arkansas

Oct. 2 Offensive
Defensive
Special Teams
Offensive Lineman
Defensive Lineman Chris Leak, Florida
Junior Rosegreen, Auburn
Josh Brown, South Carolina
Brian Kovalisky, Vanderbilt
David Pollack, Georgia

Oct. 9 Offensive
Defensive
Special Teams
Offensive Lineman Marcus Randall, LSU
Jason Hall, Tennessee
Tyrone Prothro, Alabama
Rob Smith, Tennessee

HONORS & ACCOLADES



MISSISSIPPI STATE • MISSOURI • SOUTH CAROLINA • TENNESSEE • TEXAS A&M • VANDERBILT

	Defensive Lineman	McKinley Boykin, Ole Miss
Oct. 16	Offensive Defensive Special Teams Offensive Lineman Defensive Lineman	Jason Campbell, Auburn Parys Haralson, Tennessee Josh Brown, South Carolina Max Jean-Gilles, Georgia Todd Bates, Alabama
Oct. 23	Offensive Defensive Special Teams Offensive Lineman Defensive Lineman	Jerious Norwood, Mississippi State David Pollack, Georgia Jared Cook, Mississippi State Marcus McNeill, Auburn Turk McBride, Tennessee
Oct. 30	Offensive Defensive Special Teams Offensive Lineman Defensive Lineman	David Greene, Georgia Travis Williams, Auburn Kody Bliss, Auburn David Stewart, Mississippi State Claude Wroten, LSU
Nov. 6	Offensive Defensive Special Teams Offensive Lineman Defensive Lineman	Kenneth Darby, Alabama Ko Simpson, South Carolina Brian Bostick, Alabama Nick Jones, Georgia Jesse Mahelona, Tennessee
Nov. 13	Offensive Defensive Special Teams Offensive Lineman Defensive Lineman	Chris Leak, Florida Carlos Rogers, Auburn Carnell Williams, Auburn Kyle Roper, Arkansas Marcus Spears, LSU
Nov. 20	Offensive Defensive Special Teams Offensive Lineman Defensive Lineman	Alley Broussard, LSU Ray McDonald, Florida Pierre Brown, Arkansas Rob Smith, Tennessee Jay Ratliff, Auburn
Nov. 26-27	Offensive Defensive Special Teams Offensive Lineman Defensive Lineman	Rick Clausen, Tennessee David Pollack, Georgia Chris Jackson, LSU Chris Spencer, Ole Miss Marcus Spears, LSU

2005

Sept. 1-5	Offensive Defensive Special Teams Offensive Lineman Defensive Lineman Freshman	D.J. Shockley, Georgia Patrick Willis, Ole Miss Chris Hetland, Florida Brian Stamper, Vanderbilt Justin Harrell, Tennessee Felix Jones, Arkansas
Sept. 10	Offensive Defensive Special Teams Offensive Lineman Defensive Lineman Freshman	Jay Cutler, Vanderbilt Will Herring, Auburn Tyrone Prothro, Alabama Dennis Roland, Georgia Claude Wroten, LSU Carlos Thomas, South Carolina
Sept. 17	Offensive Defensive Special Teams Offensive Lineman Defensive Lineman Freshman	Kenneth Darby, Alabama Moses Osemwegie, Vanderbilt Chris Hetland, Florida Daniel Inman, Georgia Willie Evans, Mississippi State Brad Lester, Auburn
Sept. 24	Offensive Defensive Special Teams Offensive Lineman Defensive Lineman Freshman	Rick Clausen, Tennessee DeMeco Ryans, Alabama Jeremy Schatz, Alabama Mike Degory, Florida Quentin Moses, Georgia Blake Field, Auburn
Oct. 1	Offensive Defensive Special Teams Offensive Lineman Defensive Lineman Freshman	Brodie Croyle, Alabama Travis Williams, Auburn Skyler Green, LSU Arron Sears, Tennessee Mark Anderson, Alabama Brad Lester, Auburn

Oct. 8	Offensive Defensive Special Teams Offensive Lineman Defensive Lineman Freshman	JaMarcus Russell, LSU Ko Simpson, South Carolina Thomas Flowers, Georgia Max Jean-Gilles, Georgia Jeremy Mincey, Florida Sidney Rice, South Carolina
Oct. 15	Offensive Defensive Special Teams Offensive Lineman Defensive Lineman Freshman	Kenny Irons, Auburn Ali Highsmith, LSU Jamie Christensen, Alabama Daniel Inman, Georgia Quentin Moses, Georgia Darren McFadden, Arkansas
Oct. 22	Offensive Defensive Special Teams Offensive Lineman Defensive Lineman Freshman	Syvelle Newton, South Carolina DeMeco Ryans, Alabama Jamie Christensen, Alabama Max Jean-Gilles, Georgia Claude Wroten, LSU Darren McFadden, Arkansas
Oct. 29	Offensive Defensive Special Teams Offensive Lineman Defensive Lineman Freshman	Rafael Little, Kentucky Jeremy Mincey, Florida Josh Brown, South Carolina Drew Miller, Florida Marquies Gunn, Auburn Sidney Rice, South Carolina
Nov. 5	Offensive Defensive Special Teams Offensive Lineman Defensive Lineman Freshman	Chris Leak, Florida Simeon Castille, Alabama Bryant Hahnfeldt, Vanderbilt Leon Hart, Auburn Orus Lambert, South Carolina Markus Manson, Florida
Nov. 12	Offensive Defensive Special Teams Offensive Lineman Defensive Lineman Freshman	Kenny Irons, Auburn Kyle Williams, LSU Rafael Little, Kentucky Joe Cope, Auburn Chris Tucker, South Carolina Casey Dick, Arkansas
Nov. 19	Offensive Defensive Special Teams Offensive Lineman Defensive Lineman Freshman	Jay Cutler, Vanderbilt Stanley McClover, Auburn Chris Jackson, LSU Nick Jones, Georgia Jamaal Anderson, Arkansas Earl Bennett, Vanderbilt
Nov. 25-26	Offensive Defensive Special Teams Offensive Lineman Defensive Lineman Freshman	Jerious Norwood, Mississippi State Jarvis Herring, Florida Thomas Flowers, Georgia Randy Hand, Florida Melvin Oliver, LSU Arian Foster, Tennessee

2006

Sept. 2	Offensive Defensive Special Teams Offensive Lineman Defensive Lineman Freshman	Kenny Irons, Auburn Jerod Mayo, Tennessee Ryan Succop, South Carolina Antoine Caldwell, Alabama Quentin Moses, Georgia Dexter McCluster, Ole Miss
Sept. 9	Offensive Defensive Special Teams Offensive Lineman Defensive Lineman Freshman	Erik Ainge, Tennessee Charles Johnson, Georgia Leigh Tiffin, Alabama Ben Grubbs, Auburn Glenn Dorsey, LSU Percy Harvin, Florida
Sept. 16	Offensive Defensive Special Teams Offensive Lineman Defensive Lineman Freshman	Andre' Woodson, Kentucky Earl Everett, Florida Kody Bliss, Auburn Fernando Velasco, Georgia Glenn Dorsey, LSU Mitch Mustain, Arkansas



HONORS & ACCOLADES

ALABAMA • ARKANSAS • AUBURN • FLORIDA • GEORGIA • KENTUCKY • LSU • OLE MISS

Sept. 23 Offensive Sidney Rice, South Carolina
 Defensive Randy Kelly, Arkansas
 Special Teams Matt Clark, Auburn
 Offensive Lineman Arron Sears, Tennessee
 Defensive Lineman Chase Pittman, LSU
 Freshman Joe Cox, Georgia

Sept. 30 Offensive JaMarcus Russell, LSU
 Defensive Reggie Nelson, Florida
 Special Teams James Wilhoit, Tennessee
 Offensive Tim Duckworth, Auburn
 Defensive Lineman Charles Johnson, Georgia
 Freshman LaMarcus Coker, Tennessee

Oct. 7 Offensive Erik Ainge, Tennessee
 Defensive Rory Johnson, Ole Miss
 Special Teams Eric Wilbur, Florida
 Offensive Lineman Jonathan Luigs, Arkansas
 Defensive Lineman Jamaal Anderson, Arkansas
 Freshman Tim Tebow, Florida

Oct. 14 Offensive JaMarcus Russell, LSU
 Defensive Quentin Groves, Auburn
 Special Teams Derek Pegues, Mississippi State
 Offensive Lineman Chris Williams, Vanderbilt
 Defensive Lineman Keith Jackson, Arkansas
 Freshman Prince Hall, Alabama

Oct. 21 Offensive Dwayne Bowe, LSU
 Defensive Jerod Mayo, Tennessee
 Special Teams Felix Jones, Arkansas
 Offensive Lineman King Dunlap, Auburn
 Defensive Lineman Casper Brinkley, South Carolina
 Freshman Matthew Stafford, Georgia

Oct. 28 Offensive Chris Nickson, Vanderbilt
 Defensive Jonathan Wade, Tennessee
 Special Teams Keenan Burton, Kentucky
 Offensive Lineman Stephen Parker, Arkansas
 Defensive Lineman Ray McDonald, Florida
 Freshman Aairon Savage, Auburn

Nov. 4 Offensive JaMarcus Russell, LSU
 Defensive Quinton Culberson, Mississippi State
 Special Teams Anthony Brown, Arkansas
 Offensive Lineman Ben Grubbs, Auburn
 Defensive Lineman Jarvis Moss, Florida
 Freshman Trevard Lindley, Kentucky

Nov. 11 Offensive Andre' Woodson, Kentucky
 Defensive Tra Battle, Georgia
 Special Teams Jarvis Moss, Florida
 Offensive Lineman Tony Ugoh, Arkansas
 Defensive Lineman Tyson Jackson, LSU
 Freshman Matthew Stafford, Georgia

Nov. 18 Offensive Blake Mitchell, South Carolina
 Defensive Chris Houston, Arkansas
 Special Teams James Wilhoit, Tennessee
 Offensive Lineman Matt McCutchan, Kentucky
 Defensive Lineman Quentin Groves, Auburn
 Freshman Riley Cooper, Florida

Nov. 24-25 Offensive Chris Leak, Florida/Darren McFadden, Arkansas
 Defensive Paul Oliver, Georgia
 Special Teams Trindon Holliday, LSU
 Offensive Lineman Jamon Meredith, South Carolina
 Defensive Lineman Turk McBride, Tennessee
 Freshman Marshay Green, Ole Miss

Sept. 8 Offensive Tim Tebow, Florida
 Defensive Gabe O'Neal, Mississippi State
 Special Teams Ryan Succop, South Carolina
 Offensive Lineman Jason Leger, Kentucky
 Defensive Lineman Kirston Pittman, LSU
 Freshman Terry Grant, Alabama

Sept. 15 Offensive Andre' Woodson, Kentucky
 Defensive Derek Pegues, Mississippi State
 Special Teams Brandon James, Florida
 Offensive Lineman Chris Williams, Vanderbilt
 Defensive Lineman Jeff Owens, Georgia
 Freshman Terry Grant, Alabama

Sept. 22 Offensive Tim Tebow, Florida
 Defensive Wesley Woodyard, Kentucky
 Special Teams Patrick Tatum, Auburn
 Offensive Lineman Jason Leger, Kentucky
 Defensive Lineman Glenn Dorsey, LSU
 Freshman Knowshon Moreno, Georgia

Sept. 29 Offensive Thomas Brown, Georgia
 Defensive Jerraud Powers, Auburn
 Special Teams Wes Byrum, Auburn
 Offensive Lineman Garry Williams, Kentucky
 Defensive Lineman Damario Ambrose, Arkansas
 Freshman Chris Smelley, South Carolina

Oct. 4-6 Offensive Jacob Hester, LSU
 Defensive Eric Norwood, South Carolina
 Special Teams Britton Colquitt, Tennessee
 Offensive Lineman Tyronne Green, Auburn
 Defensive Lineman Wallace Gilberry, Alabama
 Freshman Chris Smelley, South Carolina

Oct. 13 Offensive Andre' Woodson, Kentucky
 Defensive Tray Blackmon, Auburn
 Special Teams Javier Arenas, Alabama
 Offensive Lineman Josh McNeil, Tennessee
 Defensive Lineman Greg Hardy, Ole Miss
 Freshman Knowshon Moreno, Georgia

Oct. 20 Offensive Matt Flynn, LSU
 Defensive D.J. Moore, Vanderbilt
 Special Teams Brett Upson, Vanderbilt
 Offensive Lineman Jonathan Luigs, Arkansas
 Defensive Lineman Jermaine Cunningham, Florida
 Freshman Kareem Jackson, Alabama

Oct. 27 Offensive Knowshon Moreno, Georgia
 Defensive Avery Hannibal, Mississippi State
 Special Teams Daniel Lincoln, Tennessee
 Offensive Lineman Hamilton Holliday, Vanderbilt
 Defensive Lineman Antonio Coleman, Auburn
 Freshman Wesley Carroll, Mississippi State

Nov. 3 Offensive Darren McFadden,
 Arkansas Defensive Glenn Dorsey, LSU
 Special Teams Javier Arenas, Alabama
 Offensive Lineman Mitch Petrus, Arkansas
 Defensive Lineman Jermaine Cunningham, Florida
 Freshman Knowshon Moreno, Georgia

Nov. 10 Offensive Tim Tebow, Florida
 Defensive Anthony Johnson, Mississippi State
 Special Teams Leigh Tiffin, Alabama
 Offensive Lineman Fernando Velasco, Georgia
 Defensive Lineman Jeremy Jarmon, Kentucky
 Freshman Eric Berry, Tennessee

Nov. 17 Offensive Casey Dick, Arkansas
 Defensive Craig Steltz, LSU
 Special Teams Dennis Rogan, Tennessee
 Offensive Lineman Nate Garner, Arkansas
 Defensive Lineman Geno Atkins, Georgia
 Freshman Rennie Curran, Georgia

2007

Aug. 30-Sept. 1 Offensive Earl Bennett, Vanderbilt
 Defensive Dustin Mouzon, Ole Miss
 Special Teams Felix Jones, Arkansas
 Offensive Lineman Fernando Velasco, Georgia
 Defensive Lineman Quentin Groves, Auburn
 Freshman Terry Grant, Alabama

HONORS & ACCOLADES



MISSISSIPPI STATE • MISSOURI • SOUTH CAROLINA • TENNESSEE • TEXAS A&M • VANDERBILT

Nov. 23-24 Offensive Darren McFadden, Arkansas
 Defensive Jerod Mayo, Tennessee
 Special Teams Derek Pegues, Mississippi State
 Offensive Lineman Drew Miller, Florida
 Defensive Lineman Josh Thompson, Auburn
 Freshman Eric Berry, Tennessee

Nov. 8 Offensive Tim Tebow, Florida
 Defensive Rashad Johnson, Alabama
 Special Teams Tristan Davis, Auburn
 Offensive Line Ben Jones, Georgia
 Defensive Line Jordin Lindsey, South Carolina
 Freshman Julio Jones, Alabama

2008

Aug. 28-Sept. 1 Offensive Chris Nickson, Vanderbilt
 Defensive Myron Pryor, Kentucky
 Special Teams Brandon James, Florida
 Offensive Line Mike Johnson, Alabama
 Defensive Line Terrence Cody, Alabama
 Freshman Brandon Bolden, Ole Miss

Nov. 15 Offensive Percy Harvin, Florida
 Defensive D.J. Moore, Vanderbilt
 Special Teams Javier Arenas, Alabama
 Offensive Line Michael Oher, Ole Miss
 Defensive Line Jermaine Cunningham, Florida
 Freshman A.J. Green, Georgia

Sept. 4-6 Offensive Knowshon Moreno, Georgia
 Defensive Patrick Benoist, Vanderbilt
 Special Teams Javier Arenas, Alabama
 Offensive Line Jason Bosley, Auburn
 Defensive Line Jermaine Cunningham, Florida
 Freshman Joe Adams, Arkansas

Nov. 22 Offensive Anthony Dixon, Mississippi State
 Defensive Eric Berry, Tennessee
 Special Teams Colt David, LSU
 Offensive Line Daverin Gerald, Ole Miss
 Defensive Line Peria Jerry, Ole Miss
 Freshman Chris Rainey, Florida

Sept. 13 Offensive Mike Hartline, Kentucky
 Defensive Rennie Curran, Georgia
 Special Teams Trindon Holliday, LSU
 Offensive Line Chris Scott, Tennessee
 Defensive Line Jessie Bowman, Mississippi State
 Freshman Julio Jones, Alabama

Nov. 28-29 Offensive Tim Tebow, Florida
 Defensive Peria Jerry, Ole Miss
 Special Teams Gerald Jones, Tennessee
 Offensive Line Antoine Caldwell, Alabama
 Defensive Line Carlos Dunlap, Florida
 Freshman Dennis Johnson, Arkansas

Sept. 20 Offensive Charles Scott, LSU
 Defensive Ryan Hamilton, Vanderbilt
 Special Teams Brandon James, Florida
 Offensive Line Andre Smith, Alabama
 Defensive Line Peria Jerry, Ole Miss
 Freshman A.J. Green, Georgia

Sept. 3-6 Offensive Mark Ingram, Alabama
 Defensive Trevard Lindley, Kentucky
 CoSpecial Teams Dennis Johnson, Arkansas/Brandon James, Florida
 Offensive Lineman Chris Scott, Tennessee
 Defensive Lineman Devin Taylor, South Carolina
 Freshman Onterio McCalebb, Auburn

Sept. 27 Offensive John Parker Wilson, Alabama
 Defensive Jamarca Sanford, Ole Miss
 Special Teams Ryan Succop, South Carolina
 Offensive Line Garry Williams, Kentucky
 Defensive Line Antonio Coleman, Auburn
 Freshman Jarrett Lee, LSU

Sept. 12 Offensive Tim Tebow, Florida
 Defensive Rahim Alem, LSU
 Special Teams Brandon Boykin, Georgia
 Offensive Lineman Clint Boling, Georgia
 Defensive Lineman Antonio Coleman, Auburn
 Freshman Trent Richardson, Alabama

Oct. 4 Offensive Chris Smelley, South Carolina
 Defensive Patrick Benoist, Vanderbilt
 Special Teams Brett Upson, Vanderbilt
 Offensive Line Maurkice Pouncey, Florida
 Defensive Line Bobby Greenwood, Alabama
 Freshman Jeffrey Demps, Florida

Sept. 19 Offensive Joe Cox, Georgia
 Defensive Craig Stevens, Auburn
 Special Teams Derrick Locke, Kentucky
 Offensive Lineman Maurkice Pouncey, Florida
 Defensive Lineman Pernell McPhee, Mississippi State
 Freshman Jarvis Giles, South Carolina

Oct. 11 Offensive Michael Smith, Arkansas
 Defensive Brandon Spikes, Florida
 Special Teams Captain Munnerlyn, South Carolina
 Offensive Line Clint Boling, Georgia
 Defensive Line Adrian Davis, Arkansas
 Freshman Stephen Garcia, South Carolina

Sept. 24-26 Offensive A.J. Green, Georgia
 Defensive Eric Norwood, South Carolina
 Special Teams Chad Jones, LSU
 Offensive Lineman Marcus Gilbert, Florida
 Defensive Lineman Justin Houston, Georgia
 Freshman Trent Richardson, Alabama

Oct. 18 Offensive Knowshon Moreno, Georgia
 Defensive Eric Berry, Tennessee
 Special Teams Brett Upson, Vanderbilt
 Offensive Line Mike Johnson, Alabama
 Defensive Line Tyson Jackson, LSU
 Freshman Randall Cobb, Kentucky

Oct. 3 Offensive Charles Scott, LSU
 Defensive Rolando McClain, Alabama
 Special Teams Wes Byrum, Auburn
 Offensive Lineman John Jerry, Ole Miss
 Defensive Lineman Tenarius Wright, Arkansas
 Freshman Onterio McCalebb, Auburn

Oct. 25 Offensive Knowshon Moreno, Georgia
 Defensive Darryl Gamble, Georgia
 Special Teams Jeff Demps, Florida
 Offensive Line J.C. Brignone, Mississippi State
 Defensive Line Peria Jerry, Ole Miss
 Freshman Julio Jones, Alabama

Oct. 10 Offensive Jonathan Crompton, Tennessee
 Defensive Brandon Spikes, Florida
 Special Teams Dennis Johnson, Arkansas
 Offensive Lineman William Vlachos, Alabama
 Defensive Lineman Corey Peters, Kentucky
 Freshman Alshon Jeffery, South Carolina

Nov. 1 Offensive Casey Dick, Arkansas
 Defensive Joe Haden, Florida
 Special Teams Spencer Lanning, South Carolina
 Offensive Line Maurice Miller, Ole Miss
 Defensive Line Ventrell Jenkins, Kentucky
 Freshman Mark Ingram, Alabama

Oct. 17 Offensive Mark Ingram, Alabama
 Defensive Micah Johnson, Kentucky
 Special Teams Caleb Sturgis, Florida
 Offensive Lineman Daverin Gerald, Ole Miss
 Defensive Lineman Geno Atkins, Georgia
 Freshman Corey Broomfield, Mississippi State





HONORS & ACCOLADES

ALABAMA • ARKANSAS • AUBURN • FLORIDA • GEORGIA • KENTUCKY • LSU • OLE MISS

Oct. 24	Offensive Defensive Special Teams Offensive Lineman Defensive Lineman Freshman	Dexter McCluster, Ole Miss Harry Coleman, LSU Leigh Tiffin, Alabama Jorge Gonzalez, Kentucky Terrence Cody, Alabama Johnthan Banks, Mississippi State
Oct. 31	Offensive Defensive Special Teams Offensive Lineman Defensive Lineman Freshman	Anthony Dixon, Mississippi State Walt McFadden, Auburn Caleb Sturgis, Florida Mitch Petrus, Arkansas Antonio Coleman, Auburn Janzen Jackson, Tennessee
Nov. 7	Offensive Defensive Special Teams Offensive Lineman Defensive Lineman Freshman	Ryan Mallett, Arkansas Javier Arenas, Alabama Chas Henry, Florida Aaron Douglas, Tennessee Montez Robinson, Georgia Morgan Newton, Kentucky
Nov. 14	Offensive Defensive Special Teams Offensive Lineman Defensive Lineman Freshman	Dexter McCluste, Ole Miss Joe Haden, Florida Demond Washington, Auburn Mike Johnson, Alabama Corey Peters, Kentucky Washaun Ealey, Georgia
Nov. 21	Offensive Defensive Special Teams Offensive Lineman Defensive Lineman Freshman	Ryan Mallett, Arkansas Sam Maxwell, Kentucky Javier Arenas, Alabama Reid Neely, Ole Miss Wes Brown, Tennessee Warren Norman, Vanderbilt
Nov. 27-28	Offensive Defensive Special Teams Offensive Lineman Defensive Lineman Freshman	Montario Hardesty, Tennessee/Tim Tebow, Florida Rolando McClain, Alabama Josh Jasper, LSU Mike Pouncey, Florida Ladi Ajiboye, South Carolina/Pernell McPhee, Mississippi State Washaun Ealey, Georgia

2010

Sept. 24	Offensive Defensive Special Teams Offensive Line Defensive Line Freshman	Cam Newton, Auburn Danny Travathan, Kentucky Patrick Peterson, LSU T.J. Johnson, South Carolina Jaye Howard, Florida Tyler Russell, Mississippi State
Sept. 11	Offensive Defensive Special Teams Offensive Line Defensive Line Freshman	Marcus Lattimore, South Carolina/Trent Richardson, Alabama Nick Fairley, Auburn Jeff Demps, Florida Mike Pouncey, Florida Drake Nevis, LSU Marcus Lattimore, South Carolina
Sept. 18	Offensive Defensive Special Teams Offensive Line Defensive Line Freshman	Ryan Mallett, Arkansas Josh Bynes, Auburn Josh Jasper, LSU Wesley Johnson, Vanderbilt Drake Nevis, LSU Jelani Jenkins, Florida
Sept. 25	Offensive Defensive Special Teams Offensive Line Defensive Line Freshman	Cam Newton, Auburn Robert Lester, Alabama Patrick Peterson, LSU Derek Sherrod, Mississippi State Mike Blanc, Auburn Trey Burto, Florida
Oct. 2	Offensive Defensive Special Teams Offensive Line Defensive Line Freshman	Stevan Ridley, LSU Courtney Upshaw, Alabama Jesse Grandy, Ole Miss Chance Warmack, Alabama Nick Fairley, Auburn LaDarius Perkins, Mississippi State

Oct. 9	Offensive Defensive Special Teams Offensive Line Defensive Line Freshman	Stephen Garcia, South Carolina Tramain Thomas, Arkansas Wes Byrum, Auburn Derek Sherrod, Mississippi State Drake Nevis, LSU Aaron Murray, Georgia
Oct. 16	Offensive Defensive Special Teams Offensive Line Defensive Line Freshman	Cam Newton, Auburn/Mike Hartline, Kentucky Chris White, Mississippi State Ryan Tydlacka, Kentucky/Marquis Maze, Alabama Ben Jones, Georgia Nick Fairley, Auburn Aaron Murray, Georgia
Oct. 23	Offensive Defensive Special Teams Offensive Line Defensive Line Freshman	Cam Newton, Auburn Justin Houston, Georgia Joe Adams, Arkansas James Carpenter, Alabama Nick Fairley, Auburn LaDarius Perkins, Mississippi State
Oct. 30	Offensive Defensive Special Teams Offensive Line Defensive Line Freshman	Ryan Mallett, Arkansas Chris White, Mississippi State Chas Henry, Florida/Demond Washington, Auburn Derek Sherrod, Mississippi State Devin Taylor, South Carolina Michael Dyer, Auburn/Trey Burton, Florida/Marcus Lattimore, South Carolina
Nov. 6	Offensive Defensive Special Teams Offensive Line Defensive Line Freshman	Knile Davis, Arkansas Kelvin Sheppard, LSU Chris Rainey, Florida Bobby Massie, Ole Miss Drake Nevis, LSU Tyler Bray, Tennessee
Nov. 13	Offensive Defensive Special Teams Offensive Line Defensive Line Freshman	Marcus Lattimore, South Carolina/Cam Newton, Auburn Robert Lester, Alabama Spencer Lanning, South Carolina Mike Berry, Auburn DeQuin Evans, Kentucky Tyler Bray, Tennessee/Marcus Lattimore, South Carolina
Nov. 18-20	Offensive Defensive Special Teams Offensive Line Defensive Line Freshman	Jordan Jefferson, LSU Jerry Franklin, Arkansas Josh Jasper, LSU DeMarcus Love, Arkansas Gerald Williams, Tennessee Marcus Lattimore, South Carolina
Nov. 26-27	Offensive Defensive Special Teams Offensive Line Defensive Line Freshman	Cam Newton, Auburn Jerico Nelson, Arkansas Spencer Lanning, South Carolina Derek Sherrod, Mississippi State Nick Fairley, Auburn/Abry Jones, Georgia LaDarius Perkins, Mississippi State/Tyler Bray, Tennessee

2011

Sept. 13	Offensive Defensive Special Teams Offensive Lineman Defensive Lineman Freshman	Vick Ballard, Mississippi State Tyrann Mathieu, LSU Joe Adams, Arkansas Roquevious Watkins, South Carolina Jaye Howard, Florida/Luke McDermott, Kentucky Trey Depriest, Alabama/Tre Mason, Auburn
Sept. 10	Offensive Defensive Special Teams Offensive Lineman Defensive Lineman Freshman	Tyler Bray, Tennessee Mark Barron, Alabama Melvin Ingram, South Carolina Alvin Bailey, Arkansas Rob Lohr, Vanderbilt Josh Clemons, Kentucky/Isaiah Crowell, Georgia
Sept. 15-17	Offensive Defensive Special Teams Offensive Lineman Defensive Lineman Freshman	Chris Rainey, Florida/Marcus Lattimore, South Carolina Trey Wilson, Vanderbilt Caleb Sturgis, Florida Wesley Johnson, Vanderbilt Bennie Logan, LSU Odell Beckham, LSU

HONORS & ACCOLADES

MISSISSIPPI STATE • MISSOURI • SOUTH CAROLINA • TENNESSEE • TEXAS A&M • VANDERBILT



Sept. 24	Offensive Defensive Special Teams Offensive Lineman Defensive Lineman Freshman	Trent Richardson, Alabama Melvin Ingram, South Carolina Brad Wing, LSU Barrett Jones, Alabama Jaye Howard, Florida Isaiah Crowell, Georgia	Sept. 8	Offensive Defensive Special Teams Offensive Lineman Defensive Lineman Freshman	Tyler Russell, Mississippi State Jarvis Jones, Georgia Caleb Sturgis, Florida Larry Warford, Kentucky/A.J. Hawkins, Ole Miss Sam Montgomery, LSU/Damontre Moore, Texas A&M Jalen Mills, LSU
Oct. 1	Offensive Defensive Special Teams Offensive Lineman Defensive Lineman Freshman	Tyler Wilson, Arkansas/Jarius Wright, Arkansas Melvin Ingram, South Carolina Steven Clark, Auburn William Vlachos, Alabama Sam Montgomery, LSU Isaiah Crowell, Georgia	Sept. 15	Offensive Defensive Special Teams Offensive Lineman Defensive Lineman Freshman	Jeff Driskel, Florida Kenronte Walker, Missouri Cody Parkey, Auburn Chance Warmack, Alabama Jadeveon Clowney, South Carolina Johnny Manziel, Texas A&M
Oct. 8	Offensive Defensive Special Teams Offensive Lineman Defensive Lineman Freshman	Connor Shaw, South Carolina Mike Gilliard, Georgia Blair Walsh, Georgia Will Blackwell, LSU Fletcher Cox, Mississippi State Tevin Mitchel, Arkansas	Sept. 22	Offensive Defensive Special Teams Offensive Lineman Defensive Lineman Freshman	Cobi Hamilton, Arkansas/Connor Shaw, South Carolina Sam Montgomery, LSU Ace Sanders, South Carolina/Dustin Harris, Texas A&M Aaron Morris, Ole Miss Omar Hunter, Florida Todd Gurley, Georgia
Oct. 15	Offensive Defensive Special Teams Offensive Lineman Defensive Lineman Freshman	Trent Richardson, Alabama Corey Lemonier, Auburn/D.J. Swearinger, South Carolina Steven Clark, Auburn Chris Faulk, LSU Fletcher Cox, Mississippi State Bruce Ellington, South Carolina Ray Drew, Georgia	Sept. 29	Offensive Defensive Special Teams Offensive Lineman Defensive Lineman Freshman	Johnny Manziel, Texas A&M Denzel Nkemdiche, Ole Miss/Sanders Commings, Georgia Marcus Murphy, Missouri/Christian Jones, Alabama Jake Matthews Texas A&M Jadeveon Clowney, South Carolina Johnny Manziel, Texas A&M/Keith Marshall, Georgia/Todd Gurley, Georgia
Oct. 22	Offensive Defensive Special Teams Offensive Lineman Defensive Lineman Freshman	Dennis Johnson, Arkansas Dont'a Hightower, Alabama Brad Wing, LSU Ryan Seymour, Vanderbilt Barkevious Mingo, LSU A.J. Johnson, Tennessee	Oct. 6	Offensive Defensive Special Teams Offensive Lineman Defensive Lineman Freshman	Mike Gillislee, Florida Matt Elam, Florida/Kevin Minter, LSU Richard Kent, Vanderbilt/Ace Sanders, South Carolina T.J. Johnson, South Carolina Trey Flowers, Arkansas Bernardrick McKinney, Mississippi State/Johnny Manziel, Texas A&M
Oct. 29	Offensive Defensive Special Teams Offensive Lineman Defensive Lineman Freshman	Michael Dyer, Auburn Jerry Franklin, Arkansas/Jarvis Jones, Georgia Zach Hocker, Arkansas Cordy Glenn, Georgia Fletcher Cox, Mississippi State Brandon Wilds, South Carolina	Oct. 13	Offensive Defensive Special Teams Offensive Lineman Defensive Lineman Freshman	Johnny Manziel, Texas A&M C.J. Mosley, Alabama Bryson Rose, Ole Miss/Zach Hocker, Arkansas/Cordarrelle Patterson, Tennessee Tobias Smith, Mississippi State/Jon Halapio, Florida Sam Montgomery, LSU Johnny Manziel, Texas A&M/Jeremy Hill, LSU
Nov. 5	Offensive Defensive Special Teams Offensive Lineman Defensive Lineman Freshman	Jeff Demps, Florida Eric Reid, LSU Dennis Johnson, Arkansas Ben Jones, Georgia Jake Bequette, Arkansas/Sam Montgomery, LSU Maxwell Smith, Kentucky	Oct. 20	Offensive Defensive Special Teams Offensive Lineman Defensive Lineman Freshman	Aaron Murray, Georgia Kevin Minter, LSU Kyle Christy, Florida Joe Townsend, Vanderbilt Damontre Moore, Texas A&M Amari Cooper, Alabama
Nov. 12	Offensive Defensive Special Teams Offensive Lineman Defensive Lineman Freshman	Zac Stacy, Vanderbilt Dont'a Hightower, Alabama Joe Adams, Arkansas Ben Jones, Georgia Travian Robertson, South Carolina Isaiah Crowell, Georgia	Oct. 27	Offensive Defensive Special Teams Offensive Lineman Defensive Lineman Freshman	Connor Shaw, South Carolina Jarvis Jones, Georgia Bryson Rose, Ole Miss Chance Warmack, Alabama Sheldon Richardson, Missouri Johnny Manziel, Texas A&M
Nov. 19	Offensive Defensive Special Teams Offensive Lineman Defensive Lineman Freshman	Tyler Wilson, Arkansas Ron Brooks, LSU/Danny Trevathan, Kentucky Blair Walsh, Georgia Will Blackwell, LSU Malik Jackson, Tennessee/Abry Jones, Georgia Curt Maggitt, Tennessee	Nov. 3	Offensive Defensive Special Teams Offensive Lineman Defensive Lineman Freshman	Aaron Murray, Georgia/Tyler Bray, Tennessee Adrian Hubbard, Alabama Carey Spear, Vanderbilt La'El Collins, LSU Wesley Johnson, Vanderbilt Shariff Floyd, Florida/Chris Smith, Arkansas Johnny Manziel, Texas A&M
Nov. 25-26	Offensive Defensive Special Teams Offensive Lineman Defensive Lineman Freshman	Trent Richardson, Alabama/Connor Shaw, South Carolina Tyrann Mathieu, LSU Ryan Tydlacka, Kentucky Kyle Fischer, Vanderbilt/William Vlachos, Alabama Fletcher Cox, Mississippi State/Garrison Smith, Georgia Kenny Hilliard, LSU	Nov. 10	Offensive Defensive Special Teams Offensive Lineman Defensive Lineman Freshman	Johnny Manziel, Texas A&M D.J. Swearinger, South Carolina/Craig Loston, LSU Andrew Baggett, Missouri/Loucheiz Purifoy, Florida David Andrews, Georgia Walker May, Vanderbilt Johnny Manziel, Texas A&M
2012			Nov. 17	Offensive Defensive Special Teams Offensive Lineman Defensive Lineman Freshman	Tyler Russell, Mississippi State Andre Hal, Vanderbilt Odell Beckham, Jr., LSU P.J. Lonergan, LSU Donte Rumph, Kentucky Johnny Manziel, Texas A&M
Aug. 30-Sept. 2	Offensive Defensive Special Teams Offensive Lineman Defensive Lineman Freshman	Marcus Lattimore, South Carolina Dee Milliner, Alabama Marcus Murphy, Missouri Zach Fulton, Tennessee C.J. Johnson, Ole Miss/Chris Smith, Arkansas Todd Gurley, Georgia/T.J. Yeldon, Alabama	Nov. 23-24	Offensive	Mike Gillislee, Florida/Donte Moncrief, Ole Miss



HONORS & ACCOLADES

ALABAMA • ARKANSAS • AUBURN • FLORIDA • GEORGIA • KENTUCKY • LSU • OLE MISS

Defensive Special Teams
 Offensive Lineman
 Defensive Lineman
 Freshman

Bacarri Rambo, Georgia/Jadeveon Clowney, South Carolina
 Caleb Sturgis, Florida/Carey Spear, Vanderbilt
 Barrett Jones, Alabama
 Jadeveon Clowney, South Carolina
 Johnny Manziel, Texas A&M

Nov. 9

Offensive
 Defensive
 Special Teams
 Offensive Lineman
 Defensive Lineman
 Freshman

Nick Marshall, Auburn
 C.J. Mosley, Alabama
 Chris Davis, Auburn
 Laremy Tunsil, Ole Miss
 Garrison Smith, Georgia
 Maty Mauk, Missouri

2013

Aug. 29-31

Offensive
 Defensive
 Special Teams
 Offensive Lineman
 Defensive Lineman
 Freshman

Todd Gurley, Georgia
 Robenson Therezie, Auburn
 Christian Jones, Alabama
 La'el Collins, LSU
 Trey Flowers, Arkansas
 Laquon Treadwell, Ole Miss

Sept. 7

Offensive
 Defensive
 Special Teams
 Offensive Lineman
 Defensive Lineman
 Freshman

Aaron Murray, Georgia
 Brian Randolph, Tennessee
 Odell Beckham Jr., LSU
 Kevin Mitchell, Kentucky
 Markus Golden, Missouri
 Alex Collins, Arkansas

Sept. 14

Offensive
 Defensive
 Special Teams
 Offensive Lineman
 Defensive Lineman
 Freshman

AJ McCarron, Alabama
 Ego Ferguson, LSU
 Alan D'Appollonio, Arkansas
 Gabe Jackson, Mississippi State
 Kony Ealy, Missouri
 Alex Collins, Arkansas

Sept. 21

Offensive
 Defensive
 Special Teams
 Offensive Lineman
 Defensive Lineman
 Freshman

Jeremy Hill, LSU
 Dante Fowler, Florida
 Jeff Scott, Ole Miss
 Clayton Stadnik, South Carolina
 Chris Smith, Arkansas
 Reggie Davis, Georgia

Sept. 28

Offensive
 Defensive
 Special Teams
 Offensive Lineman
 Defensive Lineman
 Freshman

Aaron Murray, Georgia
 C.J. Mosley, Alabama
 Marshall Morgan, Georgia
 A.J. Cann, South Carolina
 Michael Sam, Missouri
 Vernon Hargreaves, III, Florida

Oct. 5

Offensive
 Defensive
 Special Teams
 Offensive Lineman
 Defensive Lineman
 Freshman

Zach Mettenberger, LSU
 Loucheiz Purifoy, Florida
 Marshall Morgan, Georgia
 Chris Burnette, Georgia
 Michael Sam, Missouri
 Carl Lawson, Auburn

Oct. 12

Offensive
 Defensive
 Special Teams
 Offensive Lineman
 Defensive Lineman
 Freshman

Johnny Manziel, Texas A&M
 Kentrell Brothers, Missouri
 Sam IrwinHill, Arkansas
 Anthony Steen, Alabama
 Danielle Hunter, LSU
 Jeremy Johnson, Auburn

Oct. 19

Offensive
 Defensive
 Special Teams
 Offensive Lineman
 Defensive Lineman
 Freshman

Nick Marshall, Auburn
 Michael Sam, Missouri
 Michael Palardy, Tennessee
 Wesley Johnson, Vanderbilt
 Cameron Whigham, Ole Miss
 Maty Mauk, Missouri

Oct. 26

Offensive
 Defensive
 Special Teams
 Offensive Lineman
 Defensive Lineman
 Freshman

Connor Shaw, South Carolina
 Landon Collins, Alabama
 Elliott Fry, South Carolina
 Gabe Jackson, Mississippi State
 Kelcy Quarles, South Carolina
 Jeremy Johnson, Auburn

Nov. 2

Offensive
 Defensive
 Special Teams
 Offensive Lineman
 Defensive Lineman
 Freshman

Tre Mason, Auburn
 Victor Hampton, South Carolina
 Marshall Morgan, Georgia
 Justin Britt, Missouri
 Caleb Azubike, Vanderbilt
 Maty Mauk, Missouri

Nov. 16

Offensive
 Defensive
 Special Teams
 Offensive Lineman
 Defensive Lineman
 Freshman

Jordan Matthews, Vanderbilt
 C.J. Mosley, Alabama
 Cody Mandell, Alabama
 Reese Dismukes, Auburn
 Robert Nkemdiche, Ole Miss
 Elliott Fry, South Carolina

Nov. 23

Offensive
 Defensive
 Special Teams
 Offensive Lineman
 Defensive Lineman
 Freshman

Terrence Magee, LSU
 Chase Garnham, Vanderbilt
 Harrold Brantley, Missouri
 Gabe Jackson, Mississippi State
 Garrison Smith, Georgia
 Paris Head, Vanderbilt/Rashard Robinson, LSU

Nov. 28-30

Offensive
 Defensive
 Special Teams
 Offensive Lineman
 Defensive Lineman
 Freshman

Nick Marshall, Auburn
 E.J. Gaines, Missouri/Nickoe Whitley, Mississippi State
 Chris Davis, Auburn/Carey Spear, Vanderbilt
 Corey Miller, Tennessee
 Kelcy Quarles, South Carolina/Corey Miller, Tennessee
 Chris Jones, Mississippi State/ Anthony Jennings, LSU

2014

Aug. 28-31

Offensive
 Defensive
 Special Teams
 Offensive Lineman
 Defensive Lineman
 Freshman

Kenny Hill, Texas A&M/Todd Gurley, Georgia
 Amarlo Herrera, Georgia
 Adam Griffith, Alabama
 Jon Toth, Kentucky
 Preston Smith, Mississippi State
 Daniel Carlson, Auburn

Sept. 6

Offensive
 Defensive
 Special Teams
 Offensive Lineman
 Defensive Lineman
 Freshman

Maty Mauk, Missouri
 Cliff Coleman, Ole Miss
 Elliott Fry, South Carolina
 Max Garcia, Florida
 Preston Smith, Mississippi State
 Jalen Hurd, Tennessee

Sept. 13

Offensive
 Defensive
 Special Teams
 Offensive Lineman
 Defensive Lineman
 Freshman

Alex Collins, Arkansas
 Shane Ray, Missouri
 Kyle Christy, Florida
 Corey Robinson, South Carolina
 Preston Smith, Mississippi State
 Garrett Johnson, Kentucky

Sept. 20

Offensive
 Defensive
 Special Teams
 Offensive Lineman
 Defensive Lineman
 Freshman

Amari Cooper, Alabama/Dak Prescott, Mississippi State
 Joshua Holsey, Auburn
 Darrius Sims, Vanderbilt
 Ben Beckwith, Mississippi State
 Trey Flowers, Arkansas
 Sony Michel, Georgia

Sept. 27

Offensive
 Defensive
 Special Teams
 Offensive Lineman
 Defensive Lineman
 Freshman

Todd Gurley, Georgia
 Deshaun Everett, Texas A&M
 Quan Bray, Auburn
 Darrian Miller, Kentucky
 Shane Ray, Missouri
 Brandon Harris, LSU

Oct. 4

Offensive
 Defensive
 Special Teams
 Offensive Lineman
 Defensive Lineman
 Freshman

Bo Wallace, Ole Miss
 Richie Brown, Mississippi State
 Daniel Carlson, Auburn
 Ben Beckwith, Mississippi State
 Alvin "Bud" Dupree, Kentucky
 Jalen Tabor, Florida/Nick Chubb, Georgia

Oct. 11

Offensive
 Defensive
 Special Teams
 Offensive Lineman
 Defensive Lineman
 Freshman

Dak Prescott, Mississippi State
 Cody Prewitt, Ole Miss
 JK Scott, Alabama
 Vadal Alexander, LSU
 Marquis Haynes, Ole Miss
 Nick Chubb, Georgia/Leonard Fournette, LSU

HONORS & ACCOLADES



MISSISSIPPI STATE • MISSOURI • SOUTH CAROLINA • TENNESSEE • TEXAS A&M • VANDERBILT

Oct. 18	Offensive Defensive Special Teams Offensive Lineman Defensive Lineman Freshman	Nick Chubb, Georgia Damian Swann, Georgia JMarcus Murphy, Missouri Arie Kouandjio, Alabama Shane Ray, Missouri Marquis Haynes, Ole Miss
Oct. 25	Offensive Defensive Special Teams Offensive Lineman Defensive Lineman Freshman	Josh Robinson, Mississippi State/Amari Cooper, Alabama Kendell Beckwith, LSU Will Gleeson, Ole Miss Sebastian Tretola, Arkansas Kaleb Eulls, Mississippi State Leonard Fournette, LSU
Nov. 1	Offensive Defensive Special Teams Offensive Lineman Defensive Lineman Freshman	Josh Dobbs, Tennessee Kris Frost, Auburn Mike McNeely, Florida Max Garcia, Florida Shane Ray, Missouri Johnny McCrary, Vanderbilt
Nov. 8	Offensive Defensive Special Teams Offensive Lineman Defensive Lineman Freshman	Kyle Allen, Texas A&M Reggie Ragland, Alabama Isaiah McKenzie, Georgia Arie Kouandjio, Alabama Lorenzo Carter, Georgia Treon Harris, Florida/Nick Chubb, Georgia
Nov. 15	Offensive Defensive Special Teams Offensive Lineman Defensive Lineman Freshman	Russell Hansbrough, Missouri Nick Perry, Alabama/Martrell Spaight, Arkansas JK Scott, Alabama Dan Skipper, Arkansas Derek Barnett, Tennessee Treon Harris, Florida Nick Chubb, Georgia
Nov. 22	Offensive Defensive Special Teams Offensive Lineman Defensive Lineman Freshman	Dak Prescott, Mississippi State Markus Golden, Missouri Sam IrwinHill, Arkansas Ben Beckwith, Mississippi State Darius Philon, Arkansas Treon Harris, Florida/Nick Chubb, Georgia
Nov. 27-29	Offensive Defensive Special Teams Offensive Lineman Defensive Lineman Freshman	Amari Cooper, Alabama Tony Conner, Ole Miss Andrew Baggett, Missouri/Cameron Sutton, Tennessee Austin Shepherd, Alabama C.J. Johnson, Ole Miss/Alvin "Bud" Dupree, Kentucky Leonard Fournette, LSU

2015

Sept. 3-5	Offensive Defensive Special Teams Offensive Lineman Defensive Lineman Freshman	Derrick Henry, Alabama Skai Moore, South Carolina Daniel Carlson, Auburn Kylar Kerbyson, Tennessee Daeshon Hall, Texas A&M Christian Kirk, Texas A&M
Sept. 12	Offensive Defensive Special Teams Offensive Lineman Defensive Lineman Freshman	Leonard Fournette, LSU Kentrell Brothers, Missouri Isaiah McKenzie, Georgia Ethan Pocic, LSU Jordan Jenkins, Georgia Chris Westry, Kentucky
Sept. 19	Offensive Defensive Special Teams Offensive Lineman Defensive Lineman Freshman	Leonard Fournette, LSU/Greyson Lambert, Georgia Robert Nkemdiche, Ole Miss Gary Wunderlich, Ole Miss Vadal Alexander, LSU Jonathan Bullard, Florida Preston Williams, Tennessee
Sept. 26	Offensive Defensive Special Teams Offensive Lineman Defensive Lineman Freshman	Leonard Fournette Richie Brown, Mississippi State Christian Kirk, Texas A&M Fahn Cooper, Ole Miss Cory Johnson, Kentucky Antonio Callaway, Florida

Oct. 3	Offensive Defensive Special Teams Offensive Lineman Defensive Lineman Freshman	Derrick Henry, Alabama Antonio Morrison, Florida Johnathan Ford, Auburn Sebastian Tretola, Arkansas Myles Garrett, Texas A&M Calvin Ridley, Alabama
Oct. 10	Offensive Defensive Special Teams Offensive Lineman Defensive Lineman Freshman	Joshua Dobbs, Tennessee Reggie Ragland, Alabama Reggie Davis, Georgia Ethan Pocic, LSU Ryan Brown, Mississippi State Derris Guice, LSU
Oct. 15/17	Offensive Defensive Special Teams Offensive Lineman Defensive Lineman Freshman	Derrick Henry, Alabama Lewis Neal, LSU Marshall Morgan, Georgia Vadal Alexander, LSU Myles Garrett, Texas A&M Minkah Fitzpatrick, Alabama
Oct. 24	Offensive Defensive Special Teams Offensive Lineman Defensive Lineman Freshman	Dak Prescott, Mississippi State Trae Elston, Ole Miss JK Scott, Alabama Spencer Pulley, Vanderbilt Marquis Haynes, Ole Miss Dre Greenlaw, Arkansas
Oct. 31	Offensive Defensive Special Teams Offensive Lineman Defensive Lineman Freshman	Chad Kelly, Ole Miss Antonio Morrison, Florida Evan Berry, Tennessee Mitch Smothers, Arkansas Marquis Haynes, Ole Miss Kylar Murray, Texas A&M
Nov. 5/7	Offensive Defensive Special Teams Offensive Lineman Defensive Lineman Freshman	Brandon Allen, Arkansas Alex McCalister, Florida Adam Griffith, Alabama Ryan Kelly, Alabama Chris Jones, Mississippi State Darrin Kirkland, Tennessee
Nov. 14	Offensive Defensive Special Teams Offensive Lineman Defensive Lineman Freshman	Derrick Henry, Alabama Oren Burks, Vanderbilt Isaiah McKenzie, Georgia Dan Skipper, Arkansas Jonathan Allen, Alabama Dre Greenlaw, Arkansas
Nov. 21	Offensive Defensive Special Teams Offensive Lineman Defensive Lineman Freshman	Dak Prescott, Mississippi State DeMarquis Gates, Ole Miss Cyrus Jones, Alabama/Taylor Bertolet, Texas A&M Coleman Thomas, Tennessee Marquis Haynes, Ole Miss Mike Edwards, Kentucky
Nov. 27-28	Offensive Defensive Special Teams Offensive Lineman Defensive Lineman Freshman	Derrick Henry, Alabama Deion Jones, LSU Adam Griffith, Alabama Kylar Kerbyson, Tennessee Robert Nkemdiche, DT, Ole Miss/Deatrich Wise, Jr., Arkansas Arden Key, LSU



COACHES

ALABAMA • ARKANSAS • AUBURN • FLORIDA • GEORGIA • KENTUCKY • LSU • OLE MISS

SEC COACHES' RECORDS

ALABAMA

Coach	Tenure	Conference		Overall	
		W - L - T		W - L - T	
E.B. Beaumont	1892	-	-	2-2-0	
Eli Abbott	1893-95, 1902	-	-	7-12-0	
Otto Wagonhurst	1896	-	-	2-1-0	
Allen McCants	1897	-	-	1-0-0	
W.A. Martin	1899	-	-	3-1-0	
M. Griffin	1900	-	-	2-3-0	
M.H. Harvey	1901	-	-	2-1-2	
W.B. Blount	1903-04	-	-	10-7-0	
Jack Leavenworth	1905	-	-	6-4-0	
J.W.H. Pollard	1906-09	-	-	20-4-5	
Guy Lowman	1910	-	-	4-4-0	
D.V. Graves	1911-14	-	-	21-12-3	
Thomas Kelly	1915-17	-	-	17-7-1	
Xen C. Scott	1919-22	-	-	29-9-3	
Wallace Wade	1923-30	-	-	61-13-3	
Frank Thomas	1931-46	59-16-6		115-24-7	
Harold (Red) Drew	1947-54	33-21-7		54-29-7	
J. B. Whitworth	1955-57	3-18-1		4-24-2	
Paul (Bear) Bryant	1958-82	137-28-5		232-46-9	
Ray Perkins	1983-86	14-9-1		32-15-1	
Bill Curry	1987-89	14-6-0		26-10-0	
Gene Stallings	1990-96	#38-16-0		#62-25-0	
Mike DuBose	1997-2000	16-16-0		24-23-0	
Dennis Franchione	2001-02	10-6		17-8	
Mike Shula	2003-06	13-19		26-14	
Joe Kines&	2006	0-0		0-1	
Nick Saban	2007-	62-13		100-18	

- Indicates forfeits imposed on Alabama by NCAA
& - Interim head coach for 2006 Independence Bowl

ARKANSAS*

Coach	Tenure	Conference		Overall	
		W - L - T		W - L - T	
John C. Futrall	1894-96	-	-	5-2-0	
B.N. Wilson	1897-98	-	-	4-1-1	
Colbert Searles	1899-1900	-	-	5-2-2	
Charles Thomas	1901-02	-	-	9-8-0	
D.A. McDaniel	1903	-	-	3-4-0	
A.D. Brown	1904-05	-	-	6-9-0	
F.C. Longman	1906-07	-	-	5-8-3	
Hugo Bezdek	1908-12	-	-	29-13-1	
E.T. Pickering	1913-14	-	-	11-7-0	
T.T. McConnell	1915-16	1-3-0		8-6-1	
Norman Paine	1917-18	0-2-1		8-3-1	
J.B. Craig	1919	1-2-0		3-4-0	
G.W. McLaren	1920-21	4-1-1		8-5-3	
Francis Schmidt	1922-28	14-13-2		42-20-3	
Fred Thomsen	1929-41	26-42-3		56-61-1	
George Cole	1942	0-6-0		3-7-0	
John Tomlin	1943	1-4-0		2-7-0	
Glen Rose	1944-45	3-7-1		8-12-1	
John Barnhill	1946-49	10-13-1		22-17-3	
Otis Douglas	1950-52	4-14-0		9-21-0	
Bowden Wyatt	1953-54	7-5-0		11-10-0	
Jack Mitchell	1955-57	8-9-1		17-12-1	
Frank Broyles	1958-76	91-35-5		144-58-5	
Lou Holtz	1977-83	37-18-1		60-21-2	
Ken Hatfield	1984-89	36-10-0		55-17-1	
Jack Crowe	1990-91	6-10-0		9-15-0	
Joe Kines#	1992	3-4-1		3-6-1	
Danny Ford	1993-97	*16-23-1		*26-30-1	
Houston Nutt	1998-07	42-38		75-48	
%Reggie Herring	2008	0-0		0-1	
Bobby Petrino	2008-2011	17-15		34-17	
John L. Smith	2012	2-6		4-8	
Bret Bielema	2013 -	7-17		18-20	

- Interim head coach after first game of 1992 season.
% - Interim head coach for 2008 Cotton Bowl.
* - Southwest Conference 1915-1991
• - Indicates game forfeited to Arkansas

AUBURN

Coach	Tenure	Conference		Overall	
		W - L - T		W - L - T	
Dr. George Petrie	1892	-	-	2-2-0	
G.H. Harvey, D.M. Balliet	1893	-	-	3-0-2	
F.M. Hall	1894	-	-	1-3-0	
John Heisman	1895-99	-	-	12-4-2	
Billy Watkins	1900-01	-	-	6-3-1	
R.S. Kent	1902	-	-	2-2-1	
Mike Harvey	1902	-	-	0-2-0	
Billy Bates	1903	-	-	4-3-0	
Mike Donahue	1904-06, 1908-22	-	-	99-35-5	
W.S. Kienholz	1907	-	-	6-2-1	
Boozier Pitts	1923-24; 1927	-	-	7-11-6	
Dave Morey	1925-27	-	-	10-10-1	
George Bohler	1928-29	-	-	3-11-0	
John Floyd	1929	-	-	0-4-0	
Chet Wynne	1930-33	2-2-0		22-15-2	
Jack Meagher	1934-42	26-25-7		48-37-10	
Carl Voyles	1944-47	4-17-0		15-22-0	
Earl Brown	1948-50	2-18-2		3-22-4	
Ralph (Shug) Jordan	1951-75	98-63-4		176-83-6	
Doug Barfield	1976-80	15-14-1		29-25-1	
Pat Dye	1981-92	48-27-1		99-39-4	
Terry Bowden	1993-98	30-14-1		47-17-1	
#Bill Oliver	1998	0-3		2-3	
Tommy Tuberville	1999-08	51-29		85-40	
Gene Chizik	2009-12	15-17		33-19	
Gus Malzahn	2013 -	13-11		27-13	

- Interim head coach after sixth game of 1998 season.

FLORIDA

Coach	Tenure	Conference		Overall	
		W - L - T		W - L - T	
Jack Forsythe	1906-08	-	-	14-6-2	
G.E. Pyle	1909-13	-	-	26-7-3	
Charles McCoy	1914-16	-	-	9-10-0	
A.L. Busser	1917-19	-	-	7-8-0	
William Kline	1920-22	-	-	19-8-2	
Gen. VanFleet	1923-24	-	-	12-3-4	
H.L. Sebring	1925-27	-	-	17-11-2	
Charles Bachman	1928-32	-	-	27-18-3	
D.K. (Dutch) Stanley	1933-35	5-11-1		14-13-2	
Josh Cody	1936-39	6-14-2		17-24-2	
Tom Lieb	1940-45	5-15-1		20-26-1	
Ray (Bear) Wolf	1946-49	2-17-2		13-24-2	
Bob Woodruff	1950-59	29-32-2		54-41-6	
Ray Graves	1960-69	36-19-3		70-31-4	
Doug Dickey	1970-78	28-28-1		58-42-2	
Charley Pell	1979-84	14-16-1		33-26-2	
Galen Hall*	1984-88	24-14-0		37-16-1	
Gary Darnell#	1989	2-2-0		3-4-0	
Steve Spurrier	1990-2001	82-12		122-27-1	
Ron Zook	2002-04	16-8		23-14	
Charlie Strong&	2004	0-0		0-1	
Urban Meyer	2005-2010	36-12		65-15	
Will Muschamp	2011-14	17-15		28-21	
D.J. Durkin ^	2014	0-0		0-1	
Jim McElwain	2015	7-1		10-4	

* - Replaced Charley Pell after third game of the 1984 season

- Interim head coach after fifth game of 1989 season

& - Interim head coach for 2004 Peach Bowl

^ - Interim head coach for 2015 Birmingham Bowl

COACHES



MISSISSIPPI STATE • MISSOURI • SOUTH CAROLINA • TENNESSEE • TEXAS A&M • VANDERBILT

GEORGIA

Coach	Tenure	Conference			Overall		
		W	L	T	W	L	T
Dr. Charles Herty	1892	-	-	-	1	1	0
Ernest Brown	1893	-	-	-	2	2	1
Robert Winston	1894	-	-	-	5	1	0
Glenn "Pop" Warner	1895-96	-	-	-	7	4	0
Charles McCarthy	1897-98	-	-	-	6	3	0
Gordon Saussy	1899	-	-	-	2	3	1
E.E. Jones	1900	-	-	-	2	4	0
Billy Reynolds	1901-02	-	-	-	5	7	3
M.M. Dickinson	1903, 1905	-	-	-	4	9	0
Charles A. Barnard	1904	-	-	-	1	5	0
W.S. Whitney	1906-07	-	-	-	6	7	2
Branch Bocock	1908	-	-	-	5	2	1
J. Coulter, Frank Dobson	1909	-	-	-	1	4	2
W.A. Cunningham	1910-19	-	-	-	43	18	9
H.J. Stegeman	1920-22	-	-	-	20	6	3
George Woodruff	1923-27	-	-	-	30	16	1
Harry Mehre	1928-37	12	12	2	59	34	6
Joel Hunt	1938	1	2	1	5	4	1
Wallace Butts	1939-60	67	60	5	140	86	9
Johnny Griffith	1961-63	6	12	1	10	16	4
Vince Dooley	1964-88	105	41	4	201	77	10
Ray Goff	1989-95	24	28	0	46	34	1
Jim Donnan	1996-2000	25	15	0	40	19	
Mark Richt	2001-2015	83	37		145	51	
Bryan McClendon ^	2015		0	0	1	0	

^ - Interim head coach for 2016 TaxSlayer Bowl

KENTUCKY

Coach	Tenure	Conference			Overall		
		W	L	T	W	L	T
Unknown	1891	-	-	-	1	1	0
A.M. Miller	1892	-	-	-	2	4	1
John A. Thompson	1892-93	-	-	-	5	2	1
W.P. Finney	1894	-	-	-	5	2	0
Charles Mason	1895	-	-	-	4	5	0
Dudley Short	1896	-	-	-	3	6	0
Lyman B. Eaton	1897	-	-	-	2	4	0
W.R. Bass	1898-99	-	-	-	12	2	2
W.H. Kiler	1900-01	-	-	-	6	12	1
E.W. McLeod	1902	-	-	-	3	5	1
C.A. Wright	1903	-	-	-	7	1	0
F.E. Schact	1904	-	-	-	15	4	1
J. White Guyn	1906-08	-	-	-	17	7	1
R. Sweetland	1909-10, 1912	-	-	-	23	5	0
P.P. Douglass	1911	-	-	-	7	3	0
Alpha Brumage	1913-14	-	-	-	11	5	0
J.J. Tigert	1915-16	-	-	-	10	2	3
S.A. Boles	1917	-	-	-	3	5	1
Andy Gill	1918-19	-	-	-	5	5	1
W.J. Juneau	1920-22	-	-	-	13	10	2
J. Winn	1923	-	-	-	4	3	2
Fred J. Murphy	1924-26	-	-	-	12	14	1
Harry Gammage	1927-33	2	3	0	32	25	5
Chet Wynne	1934-37	5	14	0	20	19	0
A.D. Kirwan	1938-44	4	22	3	24	28	4
Bernie Shively	1945	0	5	0	2	8	0
Paul (Bear) Bryant	1946-53	22	18	4	60	23	5
Blanton Collier	1954-61	21	34	3	41	36	3
Charlie Brandshaw	1962-68	12	30	2	25	41	4
John Ray	1969-72	4	24	0	10	33	0
Fran Curci	1973-81	25	30	0	47	51	2
Jerry Claiborne	1982-89	13	37	0	41	46	3
Bill Curry	1990-96	14	40	0	26	52	0
Hal Mumme	1997-2000	10	22	0	20	26	
Guy Morriss	2001-02	4	12		9	14	
Rich Brooks	2003-2009	16	40		39	47	
Joker Phillips	2010-12	4	20		13	24	
Mark Stoops	2013 -	4	20		12	24	

LSU

Coach	Tenure	Conference			Overall		
		W	L	T	W	L	T
Dr. Charles E. Coates	1893	-	-	-	0	1	0
Albert P. Simmons	1894-95	-	-	-	5	1	0
Allen W. Jeardeau	1896-97	-	-	-	7	1	0
Edmond A. Chavanne	1898, 1900	-	-	-	3	2	0
John P. Gregg	1899	-	-	-	3	2	0
W.S. Boreland	1901-03	-	-	-	15	7	0
D.A. Killian	1904-06	-	-	-	8	6	2
Edgar R. Wingard	1907-08	-	-	-	17	3	0
Joe G. Pritchard	1909	-	-	-	4	1	0
John W. Mayhew	1910	-	-	-	3	6	0
James K. Dwyer	1911-13	-	-	-	16	7	2
E.T. McDonald	1914-16	-	-	-	14	7	1
Dana X. Bible	1916	-	-	-	1	0	2
Wayne Sutton	1917	-	-	-	3	5	0
Irving R. Pray	1916, 1919, 1922	-	-	-	11	9	0
Branch Bocock	1920-21	-	-	-	11	4	2
Mike Donahue	1923-27	-	-	-	23	19	3
Russ Cohen	1928-31	-	-	-	23	13	1
Biff Jones	1932-34	7	2	2	20	5	6
Bernie H. Moore	1935-47	23	28	4	83	39	6
Gaynell Tinsley	1948-54	17	25	6	35	34	6
Paul F. Dietzel	1955-61	26	16	2	46	23	3
Charlie McClendon	1962-79	62	38	0	137	59	7
Jerry Stovall	1980-83	9	13	2	22	21	2
Bill Arnsparger	1984-86	13	3	2	26	8	2
Mike Archer	1987-90	15	12	0	27	18	1
Curley Hallman	1991-94	10	23	0	16	28	0
Gerry DiNardo	1995-	18	20	1	32	24	1
#Hal Hunter	1999		1	0	1	0	
Nick Saban	2000-04		28	12	48	16	
Les Miles	2005 -		61	27	112	32	

- Served as interim head coach last game of season.

OLE MISS

Coach	Tenure	Conference			Overall		
		W	L	T	W	L	T
Dr. A.L. Bondurant	1893	-	-	-	4	1	0
C.D. Clark	1894	-	-	-	6	1	0
H.L. Fairbanks	1895	-	-	-	2	1	0
J.W. Holister	1896	-	-	-	1	2	0
T.G. Scarbrough	1898	-	-	-	1	1	0
W.H. Lyon	1899	-	-	-	3	4	0
Z.N. Estes, Jr.	1900	-	-	-	0	3	0
Daniel Martin, William Shibley	1901	-	-	-	2	4	0
Daniel Martin	1902	-	-	-	4	3	0
Mike Harvey	1903-04	-	-	-	6	4	1
T.S. Hammond	1906	-	-	-	4	2	0
Frank Mason	1907	-	-	-	0	6	0
Frank Kyle	1908	-	-	-	3	5	0
Dr. N.P. Stauffer	1909-11	-	-	-	17	7	2
Leo DeTray	1912	-	-	-	5	3	0
William Driver	1913-14	-	-	-	11	7	2
Fred Robbins	1915-16	-	-	-	5	12	0
C.R. (Dudy) Noble	1917-18	-	-	-	2	7	1
R.L. Sullivan	1919-21	-	-	-	11	13	0
R.A. Cowell	1922-23	-	-	-	8	11	1
Chester Barnard	1924	-	-	-	4	5	0
Homer Hazel	1925-29	-	-	-	21	22	3
Ed. L. Walker	1930-37	7	13	3	38	38	8
Harry Mehre	1938-45	15	17	1	39	26	1
Harold (Red) Drew	1946		1	6	2	7	0
John Vaught	1947-70, 73	106	41	10	190	60	12
Billy Kinard	1971-73	6	7	0	16	9	0
Ken Cooper	1974-77	12	14	0	21	23	0
Steve Sloan	1978-82	8	18	1	20	34	1
Billy Brewer	1983-93	#34	40	0	68	54	3
Joe Lee Dunn	1994	2	6	0	4	7	0
Tommy Tuberville	1995-1998	12	20	0	25	20	0
*David Cutcliffe	1998-2004	25	23		44	29	
Ed Orgeron	2005-2007	3	21		10	25	
Houston Nutt	2008-2011	10	22		24	26	
Hugh Freeze	2012-	17	15		34	18	

- Indicates game forfeited to Ole Miss

* - Named head coach prior to 1998 Independence Bowl



COACHES

ALABAMA • ARKANSAS • AUBURN • FLORIDA • GEORGIA • KENTUCKY • LSU • OLE MISS

MISSISSIPPI STATE

Coach	Tenure	Conference		Overall	
		W - L - T	W - L - T	W - L - T	W - L - T
Dr. Charles Herty	1892	-	-	1-1-0	-
W.M. Matthews	1895	-	-	0-2-0	-
J.B. Hildebrand	1896	-	-	0-4-0	-
L.B. Harvey	1901	-	-	2-2-1	-
L. Gwinn	1902	-	-	1-4-1	-
Dan Martin	1903-06	-	-	10-11-3	-
Fred Furman	1907-08	-	-	9-7-0	-
W.D. Chadwick	1909-13	-	-	29-12-2	-
E.C. Hayes	1914-16	-	-	15-8-2	-
Sid Robinson	1917-19	-	-	15-5-0	-
Fred Holtkamp	1920-21	-	-	9-7-1	-
C.R. (Dudy) Noble	1922	-	-	3-4-2	-
Earl Able	1923-24	-	-	10-6-2	-
Bernie Bierman	1925-26	-	-	8-8-1	-
J.W. Hancock	1927-29	-	-	8-12-4	-
Chris Cagle	1930	-	-	2-7-0	-
Ray Dauber	1931-32	-	-	5-11-0	-
Ross McKechnie	1933-34	1-10-1	-	7-12-1	-
Ralph Sasse	1935-37	8-7-0	-	20-10-2	-
Emerson (Spike) Nelson	1938	1-4-0	-	4-6-0	-
Allyn McKeen	1939-48	29-16-2	-	65-19-3	-
Arthur (Slick) Morton	1949-51	5-15-0	-	8-18-1	-
Murray Warmath	1952-53	6-5-3	-	10-6-3	-
Darrell Royal	1954-55	7-7-0	-	12-8-0	-
Wade Walker	1956-61	8-30-2	-	22-32-2	-
Paul Davis	1962-66	9-22-2	-	20-28-2	-
Charley Shira	1967-72	5-32-1	-	16-45-2	-
Bob Tyler	1973-78	7-30-0	-	21-44-2	-
Emory Ballard	1979-85	15-27-0	-	37-42-0	-
Rockey Felker	1986-90	5-23-0	-	21-34-0	-
Jackie Sherrill	1991-2003	#43-59-1	-	#75-75-2	-
Sylvester Croom	2004-08	10-30	-	21-38	-
Dan Mullen	2009-	26-30	-	55-35	-

- Indicates game forfeited to Mississippi State

MISSOURI

Coach	Tenure	Conference		Overall	
		W - L - T	W - L - T	W - L - T	W - L - T
Gary Pinkel	2012-2015	17-15	-	33-19	-

SOUTH CAROLINA*

Coach	Tenure	Conference		Overall	
		W - L - T	W - L - T	W - L - T	W - L - T
W.A. Whaley	1896	-	-	1-3-0	-
W.P. Murphy	1897	-	-	0-3-0	-
W. Wertenbaker	1898	-	-	1-2-0	-
I.O. Hunt	1899-90	-	-	6-6-0	-
B.W. Dickson	1901	-	-	3-4-0	-
C.R. Williams	1902-03	-	-	14-3-0	-
Christie Benet	1904-05, 1908-09	-	-	14-15-3	-
Douglas McKay	1907	-	-	3-0-0	-
John H. Neff	1910-11	-	-	5-8-2	-
N.B. Edgerton	1912-15	-	-	19-13-3	-
Rice Warren	1916	-	-	3-6-0	-
Dixon Foster	1917, 1991	-	-	4-12-1	-
Frank Dobson	1918	-	-	2-1-1	-
Sol Metzger	1920-24	-	-	26-18-2	-
Branch Bocock	1925-26	-	-	13-7-0	-
Harry Lightsey	1927	-	-	4-5-0	-
Billy Lavall	1928-34	5-3-0	-	39-26-6	-
Don McCallister	1935-37	5-11-1	-	13-20-1	-
Rex Enright	1938-42, 1946-55	36-43-3	-	64-69-7	-
J.P. Moran	1943	2-1-0	-	5-2-0	-
William Newton	1944	1-3-0	-	3-4-2	-
Johnnie McMillan	1945	0-3-2	-	2-4-3	-
Warren Giese	1956-60	19-15-1	-	28-21-1	-
Marvin Bass	1961-65	13-18-1	-	17-29-4	-
Paul Dietzel	1966-74	18-10-1	-	42-53-1	-
Jim Carlen	1975-81	-	-	45-36-1	-
Richard Bell	1982	-	-	4-7-0	-
Joe Morrison	1983-88	-	-	39-28-2	-
Sparky Woods	1989-93	5-11-0	-	24-28-3	-
Brad Scott	1995-98	13-26-1	-	23-32-1	-
Lou Holtz	1999-2004	19-29	-	33-37	-
Steve Spurrier	2005-2015	44-40	-	86-49	-
#Shawn Elliott	2015	1-3	-	1-5	-

- Interim head coach for six games of 2015 season

TENNESSEE

Coach	Tenure	Conference		Overall	
		W - L - T	W - L - T	W - L - T	W - L - T
J.A. Pierce	1899-1900	-	-	8-4-1	-
George Kelley	1901	-	-	3-3-2	-
H.F. Fisher	1902-03	-	-	10-7-0	-
S.D. Crawford	1904	-	-	3-5-1	-
J.D. DePree	1905-06	-	-	4-11-3	-
George Levene	1907-09	-	-	15-10-3	-
Andrew A. Stone	1910	-	-	3-5-1	-
Z.G. Clevenger	1911-15	-	-	26-15-2	-
John R. Bender	1916-20	-	-	18-5-4	-
M.B. Banks	1921-25	-	-	27-15-3	-
Robert R. Neyland	1926-34, 36-40, 46-52	62-15-5	-	173-31-12	-
W. H. (Bill) Britton	1935	2-3-0	-	4-5-0	-
John H. Barnhill	1941-45	15-3-1	-	33-6-0	-
Harvey L. Robinson	1953-54	4-7-1	-	10-10-1	-
Bowden Wyatt	1955-62	29-23-4	-	49-29-4	-
Jim McDonald	1963	3-5-0	-	5-5-0	-
Doug Dickey	1964-69	21-10-4	-	46-15-4	-
Bill Battle	1970-76	22-18-1	-	59-22-4	-
Johnny Majors	1977-92	57-40-3	-	115-62-8	-
Phillip Fulmer#	1992-08	*96-34	-	*152-52	-
Lane Kiffin	2009	4-4	-	7-6	-
Derek Dooley	2010-12	5-18	-	15-21	-
% - Jim Chaney	2012	1-0	-	1-0	-
Butch Jones	2013 -	10-14	-	21-17	-

- Interim head coach for four games of 1992 season.

* - Includes game forfeited to Tennessee

% - Interim head coach final game of 2012 season.

TEXAS A&M

Coach	Tenure	Conference		Overall	
		W - L - T	W - L - T	W - L - T	W - L - T
Kevin Sumlin	2012-	17-15	-	36-16	-

VANDERBILT

Coach	Tenure	Conference		Overall	
		W - L - T	W - L - T	W - L - T	W - L - T
Elliott H. Jones	1890-92	-	-	8-5-0	-
W.J. Keller	1893	-	-	6-1-0	-
Henry Thornton	1894	-	-	7-1-0	-
C.L. Upton	1895	-	-	5-3-1	-
R.G. Acton	1896-1898	-	-	10-7-3	-
J.L. Crane	1899-1900	-	-	11-6-1	-
W.H. Watkins	1901-02	-	-	14-2-1	-
J.H. Henry	1903	-	-	6-1-1	-
Dan McGugin	1904-17, 19-34	6-5-2	-	197-55-19	-
Ray Morrison	1935-39	15-15-1	-	25-20-2	-
H.R. (Red) Sanders	1940-42, 46-48	16-20-2	-	36-22-2	-
E.H. (Herc) Alley	1943	0-0-0	-	5-0-0	-
Doby Bartling	1944-45	2-4-0	-	6-6-1	-
W.M. (Bill) Edwards	1945-52	11-17-1	-	21-19-2	-
Arthur L. Guepe	1953-62	18-43-6	-	39-54-7	-
Jack Green	1963-66	2-19-3	-	7-29-4	-
Bill Pace	1967-72	5-27-1	-	22-38-3	-
Steve Sloan	1973-74	3-8-1	-	12-9-1	-
Fred Pancoast	1975-78	2-22-0	-	13-31-0	-
George MacIntyre	1979-85	8-33-1	-	25-52-1	-
Watson Brown	1986-90	4-29-0	-	10-45-0	-
Gerry DiNardo	1991-94	#9-22-0	-	19-25-0	-
Rod Dowhower	1995-96	1-15-0	-	4-18-0	-
Woody Widenhofer	1997-2001	4-36	-	15-40	-
Bobby Johnson	2002-	12-54	-	29-66	-
Robbie Caldwell	2010	1-7	-	2-10	-
James Franklin	2011-2013	11-13	-	24-15	-
Derek Mason	2014-	2-14	-	7-17	-

- Indicates game forfeited to Vanderbilt



SEC COACH OF THE YEAR

National Coach of the Year

1942	Bill Alexander, Georgia Tech (AFCA)
1956	Bowden Wyatt, Tennessee (AFCA)
1958	Paul Dietzel, LSU (AFCA, FWA)
1961	Paul "Bear" Bryant, Alabama (AFCA)
1970	Charlie McClendon, LSU (AFCA)
1971	Paul "Bear" Bryant, Alabama (AFCA)
1973	Paul "Bear" Bryant, Alabama (AFCA)
1976	Vince Dooley, Georgia (Dodd)
1980	Vince Dooley, Georgia (AFCA, FWA, WC)
1982	Jerry Stovall, LSU (WC); George MacIntyre, Vanderbilt (Dodd)
1989	Bill Curry, Alabama (Dodd)
1992	Gene Stallings, Alabama (AFCA, FWA, WC)
1993	Terry Bowden, Auburn (AFCA, FWA, WC)
1998	Phillip Fulmer, Tennessee (FWA)
2003	Nick Saban, LSU (FWA, AP)
2004	Tommy Tuberville, Auburn (CWC, AP)
2011	Les Miles, LSU (Liberty, Home Depot, AP)
2013	Gus Malzahn, Auburn (AP, Liberty, Eddie Robinson, Home Depot)
2014	Nick Saban, Alabama (Dodd)

AFCA	American Football Coaches Association
FWA	Football Writers of America
WC	Walter Camp

AP SEC Coach of the Year

1946	Wally Butts, Georgia
1947	John Vaught, Ole Miss
1948	John Vaught, Ole Miss
1949	Gaynell Tinsley, LSU
1950	Paul Bryant, Kentucky
1951	Bob Neyland, Tennessee
1952	Bobby Dodd, Georgia Tech
1953	Ralph Jordan, Auburn
1954	John Vaught, Ole Miss
1955	John Vaught, Ole Miss
1956	Bowden Wyatt, Tennessee
1957	Ralph Jordan, Auburn
1958	Paul Dietzel, LSU
1959	Paul Bryant, Alabama
1960	John Vaught, Ole Miss
1961	Paul Bryant, Alabama
1962	John Vaught, Ole Miss
1963	Paul Davis, Miss. State
1964	Paul Bryant, Alabama
1965	Paul Bryant, Alabama
1966	Vince Dooley, Georgia
1967	Doug Dickey, Tennessee
1968	Vince Dooley, Georgia
1969	Charlie McClendon, LSU
1970	Charlie Shira, Miss. State
1971	Paul Bryant, Alabama
1972	Ralph Jordan, Auburn
1973	Paul Bryant, Alabama
1974	Steve Sloan, Vanderbilt
1975	Ken Cooper, Ole Miss
1976	Vince Dooley, Georgia
1977	Fran Curci, Kentucky
1978	Paul Bryant, Alabama
1979	Paul Bryant, Alabama
1980	Vince Dooley, Georgia
1981	Paul Bryant, Alabama
1982	Jerry Stovall, LSU
1983	Billy Brewer, Ole Miss
1984	Jerry Claiborne, Kentucky
1985	Galen Hall, Florida
1986	Johnny Majors, Tennessee
1987	Bill Arnsparger, LSU
1988	Pat Dye, Auburn
1989	Pat Dye, Auburn
1990	Bill Curry, Alabama
1991	Steve Spurrier, Florida
1992	Gerry DiNardo, Vanderbilt
1993	Gene Stallings, Alabama
1994	Terry Bowden, Auburn
1995	Gene Stallings, Alabama
1996	Steve Spurrier, Florida
1997	Steve Spurrier, Florida
1998	Tommy Tuberville, Ole Miss
1999	Phillip Fulmer, Tennessee
2000	Mike DuBose, Alabama
2001	Lou Holtz, South Carolina
2002	Houston Nutt, Arkansas
2003	Mark Richt, Georgia
2004	David Cutcliffe, Ole Miss; Nick Saban, LSU
2005	Tommy Tuberville, Auburn
2006	Steve Spurrier, South Carolina

2006	Houston Nutt, Arkansas
2007	Sylvester Croom, Mississippi State
2008	Nick Saban, Alabama
2009	Nick Saban, Alabama
2010	Gene Chizik, Auburn
2011	Les Miles, LSU
2012	Kevin Sumlin, Texas A&M
2013	Gus Malzahn, Auburn
2014	Dan Mullen, Mississippi State
2015	Jim McElwain, Florida

UPI SEC Coach of the Year

1960	John Vaught, Ole Miss
1961	Paul Bryant, Alabama
1962	John Vaught, Ole Miss
1963	Ralph Jordan, Auburn
1964	Paul Bryant, Alabama
1965	Paul Bryant, Alabama
1966	Vince Dooley, Georgia
1967	Doug Dickey, Tennessee
1968	Vince Dooley, Georgia
1969	Charlie McClendon, LSU
1970	Charlie McClendon, LSU
1971	Paul Bryant, Alabama
1972	Ralph Jordan, Auburn
1973	Paul Bryant, Alabama
1974	Paul Bryant, Alabama
1975	Ken Cooper, Ole Miss
1976	Vince Dooley, Georgia
1977	Paul Bryant, Alabama
1978	Paul Bryant, Alabama
1979	Paul Bryant, Alabama
1980	Charley Pell, Florida
1981	Paul Bryant, Alabama
1982	George MacIntyre, Vanderbilt
1983	Pat Dye, Auburn
1984	Galen Hall, Florida
1985	Johnny Majors, Tennessee
1986	Billy Brewer, Ole Miss
1987	Bill Curry, Alabama
1988	Pat Dye, Auburn
1989	Bill Curry, Alabama
1990	Steve Spurrier, Florida

NOTE: Discontinued following 1990 season

SEC Coach of the Year

(as voted by the league's coaches)

1935	Jack Meagher, Auburn
1936	Bob Neyland, Tennessee
1937	Ray Morrison, Vanderbilt
1938	Bob Neyland, Tennessee
1939	Bill Alexander, Georgia Tech
1940	Allyn McKeen, Miss. State
1941	Red Sanders, Vanderbilt
1942	Wally Butts, Georgia
1943	No Selection Made
1944	John Barnhill, Tennessee
1945	Frank Thomas, Alabama
1946	Wally Butts, Georgia
1947	John Vaught, Ole Miss
1948	Henry Frnka, Tulane
1949	Gaynell Tinsley, LSU
1950	Bob Neyland, Tennessee
1951	Bobby Dodd, Georgia Tech
1952	Harold Drew, Alabama
1953	Ralph Jordan, Auburn
1954	Blanton Collier, Kentucky
1955	Art Guepe, Vanderbilt
1956	Bowden Wyatt, Tennessee
1957	Wade Walker, Miss. State
1958	Paul Dietzel, LSU
1959	Wally Butts, Georgia
1960	Ray Graves, Florida
1961	Paul Bryant, Alabama
1962	John Vaught, Ole Miss
1963	Ralph Jordan, Auburn
1964	Paul Bryant, Alabama
1965	Doug Dickey, Tennessee
1966	Vince Dooley, Georgia
1967	Doug Dickey, Tennessee
1968	Vince Dooley, Georgia
1969	Charlie McClendon, LSU
1970	Charlie McClendon, LSU
1971	Paul Bryant, Alabama
1972	Ralph Jordan, Auburn
1973	Paul Bryant, Alabama
1974	Paul Bryant, Alabama
1975	Ken Cooper, Ole Miss
1976	Vince Dooley, Georgia

1977	Paul Bryant, Alabama
1978	Vince Dooley, Georgia
1979	Paul Bryant, Alabama
1980	Vince Dooley, Georgia
1981	Paul Bryant, Alabama
1982	George MacIntyre, Vanderbilt
1983	Pat Dye, Auburn
1984	Bill Arnsparger, LSU
1985	Johnny Majors, Tennessee
1986	Bill Arnsparger, LSU
1987	Pat Dye, Auburn
1988	Pat Dye, Auburn
1989	Bill Curry, Alabama
1990	Billy Brewer, Ole Miss
1991	Steve Spurrier, Florida
1992	Gene Stallings, Alabama
1993	Terry Bowden, Auburn
1994	Steve Spurrier, Florida
1995	Steve Spurrier, Florida
1996	Steve Spurrier, Florida
1997	Jim Donnan, Georgia
1998	Phillip Fulmer, Tennessee
1999	Mike DuBose, Alabama
2000	Lou Holtz, South Carolina
2001	Houston Nutt, Arkansas
2002	Mark Richt, Georgia
2003	David Cutcliffe, Ole Miss
2004	Tommy Tuberville, Auburn
2005	Mark Richt, Georgia
2006	Houston Nutt, Arkansas
2007	Sylvester Croom, Mississippi State
2008	Houston Nutt, Ole Miss
	Nick Saban, Alabama
	Bobby Johnson, Vanderbilt
2009	Nick Saban, Alabama
2010	Steve Spurrier, South Carolina
2011	Les Miles, LSU
2012	Kevin Sumlin, Texas A&M
	Will Muschamp, Florida
2013	Gus Malzahn, Auburn
2014	Gary Pinkel, Missouri
2015	Jim McElwain, Florida

NOTE: From 1935-97, voting coordinated by the Nashville Banner newspaper.

SEC Championship Coaches

Paul "Bear" Bryant (14) – Kentucky (1) 1950; Alabama (13) 1961-64-65-66-71-72-73-74-75-77-78-79-81
Johnny Vaught (6) – Ole Miss 1947-54-55-60-62-63
Vince Dooley (6) – Georgia 1966-68-76-80-81-82
Steve Spurrier (6) – Florida 1991-93-94-95-96-2000
Bob Neyland (5) – Tennessee 1938-39-40-46-51
Nick Saban (6) – LSU 2001-03; Alabama 2009-12-14-15
Frank Thomas (4) – Alabama 1933-34-37-45
Wally Butts (4) – Georgia 1942-46-48-59
Pat Dye (4) – Auburn 1983-87-88-89
Bill Alexander (3) – Georgia Tech 1939-43-44
Johnny Majors (3) – Tennessee 1985-89-90
Bernie Moore (2) – LSU 1935-36
Paul Dietzel (2) – LSU 1958-61
Doug Dickey (2) – Tennessee 1967-69
Bobby Dodd (2) – Georgia Tech 1951-52
Phillip Fulmer (2) – Tennessee 1997-98
Urban Meyer (2) – Florida, 2006-08
Les Miles (2) – LSU 2007-11
Mark Richt (2) – Georgia 2002-05
Ted Cox (1) – Tulane 1934
Red Dawson (1) – Tulane 1939
Allyn McKeen (1) – Mississippi State 1941
Henry Frnka (1) – Tulane 1949
Red Drew (1) – Alabama 1953
Bowden Wyatt (1) – Tennessee 1956
Ralph Jordan (1) – Auburn 1957
Charlie McClendon (1) – LSU 1970
Fran Curci (1) – Kentucky 1976
Bill Arnsparger (1) – LSU 1986
Mike Archer (1) – LSU 1988
Bill Curry (1) – Alabama 1989
Gene Stallings (1) – Alabama 1992
Mike DuBose (1) – Alabama 1999
Tommy Tuberville (1) – Auburn 2004
Gene Chizik (1) – Auburn 2010
Gus Malzahn (1) – Auburn 2013
Gary Pinkel (1) – Missouri 2013

NOTE: Includes ties



COACHES

ALABAMA • ARKANSAS • AUBURN • FLORIDA • GEORGIA • KENTUCKY • LSU • OLE MISS

WINNINGEST SEC COACHES ALL GAMES AT SEC INSTITUTIONS

(By Victories)

Wins	Coach (Schools)	Seasons	W-L-T
1. 292	Paul "Bear" Bryant (Kentucky/Alabama)	UK 1946-53 UA 1958-82	60-23-5 232-46-9
2. 206	Steve Spurrier (Florida/South Carolina)	UF 1990-2001 SC 2005-2015	122-27-1 86-49
3. 201	Vince Dooley (Georgia)	1964-88	201-77-10
4. 197	Dan McGugin (Vanderbilt)	1904-17; 1919-34	197-55-19
5. 190	John Vaught (Ole Miss)	1947-70; 1973	190-61-12
6. 176	Ralph "Shug" Jordan (Auburn)	1951-75	176-83-6
7. 173	Robert Neyland (Tennessee)	1926-34; 1936-40; 1946-52	173-31-12
8. 152	Phillip Fulmer (Tennessee)	1992-2008	152-52
9. 148	Nick Saban (LSU/Alabama)	LS 2000-04 UA 2007-present	48-16 100-18
10. 145	Mark Richt (Georgia)	2001-2015	145-51
11. 140	Wallace Butts (Georgia)	1939-60	140-86-9
12. 137	Charlie McClendon (LSU)	1962-79	137-59-7
13. 122	Mike Donahue (Auburn/LSU)	AU 1904-06; 1908-22 LSU 1923-27	99-35-5 23-19-3
14. 115	Johnny Majors (Tennessee)	1977-92	115-62-8
15. 115	Frank Thomas (Alabama)	1931-46	115-24-7
16. 112	Les Miles (LSU)	2005-present	112-32
17. 110	Tommy Tuberville (Ole Miss/Auburn)	UM 1995-98 AU 1999-2008	25-20 85-40
18. 104	Doug Dickey (Tennessee/Florida)	UT 1964-69 UF 1970-78	46-15-4 58-42-2
19. 99	Pat Dye (Auburn)	1981-92	99-39-4
19. 99	Houston Nutt (Ole Miss/Arkansas)	AR 1998-2007 UM 2008-2011	75-48 24-26
21. 98	Harry Mehre (Georgia/Ole Miss)	UG 1928-37 UM 1938-45	59-34-6 39-26-1
22. 83	Bernie Moore (LSU)	1935-47	83-39-6
23. 75	Jackie Sherrill (Mississippi State)	1991-2002	75-75-2
24. 70	Ray Graves (Florida)	1960-69	70-31-4
25. 67	Billy Brewer (Ole Miss)	1983-93	67-55-3

Minimum 50 Victories



Paul "Bear" Bryant
Kentucky/Alabama




Wallace Butts
Georgia

(By Percentage)

Pct	Coach (Schools)	Seasons	W-L-T
1. .829	Robert Neyland (Tennessee)	1926-34; 1936-40; 1946-52	173-31-12
2. .8132	Nick Saban (Alabama/LSU)	LSU 2000-04 UA 2007-present	48-16 100-18
3. .8125	Urban Meyer (Florida)	2005-10	65-15
4. .8117	Wallace Wade (Alabama)	1923-30	61-13-3
5. .8116	Frank Thomas (Alabama)	1931-46	115-24-7
6. .797	Paul "Bear" Bryant (Kentucky/Alabama)	UK 1946-53 UA 1958-82	60-23-5 232-46-9
7. .778	Les Miles (LSU)	2005-present	112-32
8. .7644	Allyn McKeen (Mississippi State)	1939-48	65-19-3
9. .7639	G.E. Pyle (Florida)	1909-13	26-7-3
10. .762	Dan McGugin (Vanderbilt)	1904-17; 1919-34	197-55-19
11. .748	John Vaught (Ole Miss)	1947-70; 1973	190-61-12
12. .745	Phillip Fulmer (Tennessee)	1992-2008	152-52
13. .740	Mark Richt (Georgia)	2001-2015	145-51
14. .732	Steve Spurrier (Florida/South Carolina)	UF 1990-2001 USC 2005-2015	122-27-1 86-49
15. .731	Terry Bowden (Auburn)	1993-98	47-17-1
16. .722	John Heisman (Auburn)	1895-99	12-4-2
17. .718	Bill Battle (Tennessee)	1970-76	59-22-4
18. .715	Vince Dooley (Georgia)	1964-88	201-77-10
19. .713	Gene Stallings (Alabama)	1990-96	62-25-0
20. .711	Pat Dye (Auburn)	1981-92	99-39-4
21. .698	W.D. Chadwick (Mississippi State)	1909-13	29-12-2
22. .694	Galen Hall (Florida)	1984-88	37-16-1
23. .692	Charlie McClendon (LSU)	1962-79	137-59-7
24. .686	Ray Graves (Florida)	1960-69	70-31-4
25. .685	Mike Donahue (Auburn/LSU)	AU 1904-06; 1908-22 LSU 1923-27	99-35-5 23-19-3
26. .679	W.A. Cunningham (Georgia)	1910-19	43-18-9
27. .675	Ralph "Shug" Jordan (Auburn)	1951-75	176-83-6
28. .672	Bernie Moore (LSU)	1935-47	83-39-6
29. .660	Paul Dietzel (LSU)	1955-61	46-23-3
30. .649	George Woodruff (Georgia)	1923-27	30-16-1
31. .647	Tommy Tuberville (Ole Miss/Auburn)	UM 1995-98 AU 1999-2008	25-20 85-40
32. .643	Johnny Majors (Tennessee)	1977-92	115-62-8
33. .641	Doug Dickey (Tennessee/Florida)	UT 1964-69 UF 1970-78	46-15-4 58-42-2
34. .633	M.B. Banks (Tennessee)	1921-25	27-15-3
35. .628	Z.G. Clevenger (Tennessee)	1911-15	26-15-2
36. .622	Bowden Wyatt (Tennessee)	1955-62	49-29-4
37. .617	H.R. "Red" Sanders (Vanderbilt)	1940-42; 1946-48	36-22-2
38. .6152	Harry Mehre (Georgia/Ole Miss)	UG 1928-37 UM 1938-45	59-34-6 39-26-1
39. .6149	Wallace Butts (Georgia)	1939-60	140-86-9

Minimum Five Years And .600 Winning Percentage
Active Coaches in Boldface



Robert Neyland
Tennessee



Dan McGugin
Vanderbilt



Vince Dooley
Georgia



John Vaught
Ole Miss



Ralph "Shug" Jordan
Auburn



Charlie McClendon
LSU

WINNINGEST SEC COACHES SEC REGULAR-SEASON GAMES

(By Victories)

Wins	Coach (Schools)	Seasons	W-L-T
1. 159	Paul "Bear" Bryant (Kentucky/Alabama)	UK 1946-53 UA 1958-82	22-18-4 137-28-5
2. 131	Steve Spurrier (Florida/South Carolina)	UF 1990-2001 SC 2005-2015	87-14 44-40
3. 106	John Vaught (Ole Miss)	1947-70; 1973	106-41-10
4. 105	Vince Dooley (Georgia)	1964-88	105-41-4
5. 98	Ralph "Shug" Jordan (Auburn)	1951-75	98-63-4
5. 98	Phillip Fulmer (Tennessee)	1992-2008	98-36
7. 94	Nick Saban (Alabama/LSU)	LS 2000-04 UA 2007-present	30-12 64-13
8. 85	Mark Richt (Georgia)	2001-2015	85-40
9. 67	Wallace Butts (Georgia)	1939-60	67-60-5
10. 64	Tommy Tuberville (Ole Miss/Auburn)	UM 1995-98 AU 1999-2008	12-20 52-29
11. 63	Les Miles (LSU)	2005-present	63-29
12. 62	Charlie McClendon (LSU)	1962-79	62-38-0
12. 62	Robert Neyland (Tennessee)	1926-34; 1936-40; 1946-52	62-15-5
14. 59	Frank Thomas (Alabama)	1931-46	59-16-6
15. 57	Johnny Majors (Tennessee)	1977-92	57-40-3
16. 52	Houston Nutt (Ole Miss/Arkansas)	AR 1998-2007 UM 2008-2011	42-38 10-24
17. 49	Doug Dickey (Tennessee/Florida)	UT 1964-69 UF 1970-78	21-10-4 28-28-1
18. 48	Pat Dye (Auburn)	1981-92	48-27-1
19. 43	Jackie Sherrill (Mississippi State)	1991-2003	43-52-1
20. 39	Urban Meyer (Florida)	2005-10	39-13
21. 38	Gene Stallings (Alabama)	1990-96	38-16-0
22. 36	Ray Graves (Florida)	1960-69	36-19-3
23. 34	Harold "Red" Drew (Ole Miss/Alabama)	UM 1946 UA 1947-54	1-6-0 33-21-7
24. 33	Billy Brewer (Ole Miss)	1983-93	33-41-0
25. 30	Terry Bowden (Auburn)	1993-98	30-14-1

Minimum 25 Victories /Includes SEC Championship Games

(By Percentage)

Pct	Coach (Schools)	Seasons	W-L-T
1. .790	Nick Saban (Alabama/LSU)	LSU 2000-04 UA 2007-present	30-12 64-13
2. .787	Robert Neyland (Tennessee)	1926-34; 1936-40; 1946-52	62-15-5
3. .765	Frank Thomas (Alabama)	1931-46	59-16-6
4. .764	Paul "Bear" Bryant (Kentucky/Alabama)	UK 1946-53 UA 1958-82	22-18-4 137-28-5
5. .750	Urban Meyer (Florida)	2005-10	39-13
6. .731	Phillip Fulmer (Tennessee)	1992-2008	98-36
7. .713	Vince Dooley (Georgia)	1964-88	105-41-4
8. .708	Steve Spurrier (Florida/South Carolina)	UF 1990-2001 USC 2005-2015	87-14 44-40
9. .707	John Vaught (Ole Miss)	1947-70; 1973	106-41-10
10. .704	Gene Stallings (Alabama)	1990-96	38-16-0
11. .685	Les Miles (LSU)	2005-present	63-29
12. .680	Mark Richt (Georgia)	2001-2015	85-40
13. .678	Terry Bowden (Auburn)	1993-98	30-14-1
14. .647	Ray Graves (Florida)	1960-69	36-19-3
15. .6383	Allyn McKeen (Mississippi State)	1939-48	29-16-2
16. .6382	Pat Dye (Auburn)	1981-92	48-27-1
17. .632	Galen Hall (Florida)	1984-88	24-14-0
18. .625	Jim Donnan (Georgia)	1996-2000	25-15-0
19. .620	Charlie McClendon (LSU)	1962-79	62-38-0
20. .614	Paul Dietzel (LSU)	1955-61	26-16-2
21. .606	Ralph "Shug" Jordan (Auburn)	1951-75	98-63-4
22. .585	Johnny Majors (Tennessee)	1977-92	57-40-3
23. .566	Tommy Tuberville (Ole Miss/Auburn)	UM 1995-98 AU 1999-2008	12-20 52-29
24. .560	Doug Dickey (Tennessee/Florida)	UT 1964-69 UF 1970-78	21-10-4 28-28-1
25. .554	Bowden Wyatt (Tennessee)	1955-62	29-23-4
26. .551	Harold "Red" Drew (Ole Miss/Alabama)	UM 1946 UA 1947-54	1-6-0 33-21-7
27. .549	Bill Battle (Tennessee)	1970-76	22-18-1
28. .527	Wallace Butts (Georgia)	1939-60	67-60-5
29. .521	David Cutcliffe (Ole Miss)	1998-2004	25-23
30. .517	Doug Barfield (Auburn)	1976-80	15-14-1
31. .509	Jack Meagher (Auburn)	1934-42	26-25-7

Minimum Five Years And .500 Winning Percentage/Includes SEC Championship Games
Active Coaches in Boldface



POSTSEASON

ALABAMA • ARKANSAS • AUBURN • FLORIDA • GEORGIA • KENTUCKY • LSU • OLE MISS

SEC YEAR-BY-YEAR IN THE BOWLS

• With the win in the College Football Playoff National Championship Game, the SEC captured its ninth victory of the football postseason. The SEC led the nation in bowl victories with an .820 winning percentage in its 11 postseason games. The SEC's nine postseason victories set a new NCAA record.

YEAR	RECORD	BOWLS
1934	2-0	Rose (UA 29, Stanford 13), Sugar (Tulane 20, Temple 14)
1935	0-2	Sugar (TCU 3, LSU 2), Orange (Catholic 20, UM 19)
1936	0-2-1	Bacardi (AU 7, Villanova 7), Sugar (Santa Clara 21, LSU 14), Orange (Duquesne 13, MSU 12).
1937	1-2	Rose (California 13, UA 0), Orange (AU 6, Mich. State 0), Sugar (Santa Clara 6, LSU 0).
1938	1-0	Orange (UT 17, Oklahoma 0).
1939	1-2	Orange (Ga. Tech 21, Missouri 7), Rose (Southern Cal 14, UT 0), Sugar (Texas A&M 14, Tulane 13).
1940	1-1	Orange (MSU 14, Georgetown 7), Sugar (Boston College 19, UT 13).
1941	2-0	Cotton (UA 29, Texas A&M 21), Orange (UGA 40, TCU 26).
1942	3-1	Orange (UA 37, Boston Coll. 21), Rose (UGA 9, UCLA 0), Cotton (Texas 14, Ga. Tech 7), Sugar (UT 14, Tulsa 7).
1943	2-0	Sugar (Ga. Tech 20, Tulsa 18), Orange (LSU 19, Texas A&M 14).
1944	0-3	Sugar (Duke 29, UA 26), Orange (Tulsa 26, Ga. Tech 12), Rose (Southern Cal 25, UT 0).
1945	2-0	Rose (UA 34, Southern Cal 14), Oil (UGA 20, Tulsa 6).
1946	2-1-1	Sugar (UGA 20, No. Caro. 10), Oil (Ga. Tech 41, St. Mary's 19), Cotton (LSU 0, Ark. 0), Orange (Rice 8, UT 0).
1947	3-1-1	Sugar (Texas 27, UA 7), Gator (UGA 20, Maryland 20), Orange (Ga. Tech 20, Kansas 14), Great Lakes (UK 24, Villanova 14), Delta (UM 13, TCU 9).
1948	0-1	Orange (Texas 41, UGA 28).
1949	0-2	Orange (Santa Clara 21, UK 13), Sugar (Oklahoma 35, LSU 0).
1950	2-1	Presidential Cup (Texas A&M 40, UGA 20), Sugar (UK 13, Oklahoma 7), Cotton (UT 20, Texas 14).
1951	2-1	Orange (Ga. Tech 17, Baylor 14), Cotton (UK 20, TCU 7), Sugar (Maryland 28, UT 13).
1952	2-1*	Orange (UA 61, Syracuse 6), Gator (UF 14, Tulsa 13), Sugar (Ga. Tech 24, UM 7), Cotton (Texas 16, UT 0).
1953	1-2	Cotton (Rice 28, UA 6), Gator (Texas Tech 35, AU 13), Sugar (Ga. Tech 42, West Va. 19)
1954	2-1	Gator (AU 33, Baylor 13), Cotton (Ga. Tech 14, Arkansas 6), Sugar (Navy 21, UM 0).
1955	2-0*	Gator (VU 25, AU 13), Sugar (Ga. Tech 7, Pitt 0), Cotton (UM 14, TCU 13).
1956	1-1	Gator (Ga. Tech 21, Pitt 14), Sugar (Baylor 13, UT 7).
1957	2-0	Sugar (UM 39, Texas 7), Gator (UT 3, Texas A&M 0).
1958	1-0*	Gator (UM 7, UF 3), Sugar (LSU 7, Clemson 0).
1959	1-2*	Liberty (Penn St. 7, UA 0), Orange (UGA 14, Missouri 0), Gator (Ark. 14, Ga. Tech 7), Sugar (UM 21, LSU 0).
1960	2-0-1	Bluebonnet (UA 3, Texas 3), Gator (UF 13, Baylor 12), Sugar (UM 14, Rice 6).
1961	2-2	Sugar (UA 10, Ark. 3), Gator (Penn St. 30, Ga. Tech 15), Orange (LSU 25, Colorado 7), Cotton (Texas 12, UM 7).
1962	4-1	Orange (UA 17, Oklahoma 0), Gator (UF 17, Penn St. 7), Bluebonnet (Missouri 14, Ga. Tech 10), Cotton (LSU 13, Texas 0), Sugar (UM 17, Ark. 13).
1963	1-2*	Sugar (UA 12, UM 7), Orange (Nebraska 13, AU 7), Bluebonnet (Baylor 14, LSU 7), Liberty (MSU 16, N.C. State 12).
1964	2-2	Orange (Texas 21, UA 17), Sun (UGA 7, Texas Tech 0), Sugar (LSU 13, Syracuse 10), Bluebonnet (Tulsa 14, UM 7).
1965	3-1*	Orange (UA 39, Nebraska 28), Liberty (UM 13, AU 7), Sugar (Missouri 20, UF 18), Cotton (LSU 14, Ark. 7), Bluebonnet (UT 27, Tulsa 6).
1966	4-1	Sugar (UA 34, Nebraska 7), Orange (UF 27, Ga. Tech 12), Cotton (UGA 24, SMU 9), Bluebonnet (Texas 19, UM 0), Gator (UT 18, Syracuse 12).
1967	1-4	Cotton (Texas A&M 20, UA 16), Liberty (N.C. State 14, UGA 7), Sugar (LSU 20, Wyoming 13), Sun (UTEP 14, UM 7), Orange (Oklahoma 26, UT 24).

POSTSEASON



MISSISSIPPI STATE • MISSOURI • SOUTH CAROLINA • TENNESSEE • TEXAS A&M • VANDERBILT

1968	3-3	Gator (Missouri 35, UA 10), Sun (AU 34, Arizona 10), Sugar (Ark. 16, UGA 2), Peach (LSU 31, Fla. State 27), Liberty (UM 34, Va. Tech 17), Cotton (Texas 36, UT 13).
1969	1-3*	Liberty (Colorado 47, UA 33), Astro-Bluebonnet (Houston 36, AU 7), Gator (UF 14, UT 13), Sun (Nebraska 45, UGA 6), Sugar (UM 27, Ark. 22).
1970	1-1-1*	Astro-Bluebonnet (UA 24, Okla. 24), Gator (AU 35, UM 28), Orange (Nebraska 17, LSU 12), Sugar (UT 34, Air Force 13).
1971	4-2	Orange (Nebraska 38, UA 6), Sugar (Okla. 40, AU 22), Gator (UGA 7, No. Caro. 3), Sun (LSU 33, Iowa St. 15), Peach (UM 41, Ga. Tech 18), Liberty (UT 14, Ark. 13).
1972	1-1*	Cotton (Texas 17, UA 13), Gator (AU 24, Colorado 3), Astro-Bluebonnet (UT 24, LSU 17).
1973	1-5	Sugar (Notre Dame 24, UA 23), Sun (Missouri 34, AU 17), Tangerine (Miami, Ohio 16, UF 7), Peach (UGA 17, Maryland 16), Orange (Penn St. 16, LSU 9), Gator (Texas Tech 28, UT 19).
1974	3-3-1	Orange (Notre Dame 13, UA 11), Gator (AU 27, Texas 3), Sugar (Nebraska 13, UF 10), Tangerine (Miami, Ohio 21, UGA 10), Sun (MSU 26, No. Caro. 24), Liberty (UT 7, Maryland 3), Peach (VU 6, Texas Tech 6).
1975	1-2	Sugar (UA 13, Penn St. 6), Gator (Maryland 13, UF 0), Cotton (Ark. 31, UGA 10).
1976	2-2	Liberty (UA 36, UCLA 6), Sun (Texas A&M 37, UF 14), Sugar (Pitt 27, UGA 3), Peach (UK 21, No. Caro. 0).
1977	1-1	Sugar (UA 35, Ohio St. 6), Sun (Stanford 24, LSU 14).
1978	1-2	Sugar (UA 14, Penn St. 7), Bluebonnet (Stanford 25, UGA 22), Liberty (Missouri 20, LSU 15).
1979	2-1	Sugar (UA 24, Ark. 9), Tangerine (LSU 34, Wake Forest 10), Bluebonnet (Purdue 27, UT 22).
1980	3-1	Cotton (UA 30, Baylor 2), Tangerine (UF 35, Maryland 20), Sugar (UGA 17, Notre Dame 10), Sun (Nebraska 31, MSU 17).
1981	2-3	Cotton (Texas 14, UA 12), Peach (West Va. 26, UF 6), Sugar (Pitt 24, UGA 20), Hall of Fame (MSU 10, Kansas 0), Garden State (UT 28, Wisconsin 21).
1982	2-5	Liberty (UA 21, Illinois 15), Tangerine (AU 33, Boston Coll. 26), Bluebonnet (Ark. 28, UF 24), Sugar (Penn St. 27, UGA 23), Orange (Nebraska 21, LSU 20), Peach (Iowa 28, UT 22), Hall of Fame (Air Force 36, VU 28).
1983	5-2	Sun (UA 28, SMU 7), Sugar (AU 9, Michigan 7), Gator (UF 14, Iowa 6), Cotton (UGA 10, Texas 9), Hall of Fame (West Va. 20, UK 16), Independence (Air Force 9, UM 3), Florida Citrus (UT 30, Maryland 23).
1984	2-2-1	Liberty (AU 21, Ark. 15), Florida Citrus (UGA 17, Fla. State 17), Hall of Fame (UK 20, Wisconsin 19), Sugar (Nebraska 28, LSU 20), Sun (Maryland 28, UT 27).
1985	2-2-1	Aloha (UA 24, Southern Cal 3), Cotton (Texas A&M 36, AU 16), Sun (UGA 13, Arizona 13), Liberty (Baylor 21, LSU 7), Sugar (UT 35, Miami, Fla. 7).
1986	4-2	Sun (UA 28, Washington 6), Florida Citrus (AU 16, Southern Cal 7), Hall of Fame (Boston Coll. 27, UGA 23), Sugar (Nebraska 30, LSU 13), Independence (UM 20, Texas Tech 17), Liberty (UT 21, Minnesota 14).
1987	3-2-1	Hall of Fame (Michigan 28, UA 24), Sugar (AU 16, Syracuse 16), Aloha (UCLA 20, UF 16), Liberty (UGA 20, Ark. 17), Gator (LSU 30, South Caro. 13), Peach (UT 27, Indiana 22).
1988	3-2	Sun (UA 29, Army 28), Sugar (Fla. State 13, AU 7), All-American (UF 14, Illinois 10), Gator (UGA 34, Mich. St. 27), Hall of Fame (Syracuse 23, LSU 10).
1989	3-3	Sugar (Miami, Fla. 33, UA 25), Hall of Fame (AU 31, Ohio St. 14), Freedom (Washington 34, UF 7), Peach (Syracuse 19, UGA 18), Liberty (UM 42, Air Force 29), Cotton (UT 31, Ark. 27).
1990	2-2	Fiesta (Louisville 34, UA 7), Peach (AU 27, Indiana 23), Gator (Michigan 35, UM 3), Sugar (UT 23, Virginia 22).
1991	2-3	Blockbuster (UA 30, Colorado 25), Sugar (Notre Dame 39, UF 28), Independence (UGA 24, Ark. 15), Liberty (Air Force 38, MSU 15), Fiesta (Penn St. 42, UT 17).
1992	5-1	Gator (UF 27, N.C. State 10), Liberty (UM 13, Air Force 0), Hall of Fame (UT 38, Boston Coll. 23), Florida Citrus (UGA 21, Ohio St. 14), Sugar (UA 34, Miami, Fla. 13), Peach (North Caro. 21, MSU 17).
1993	2-2	Peach (Clemson 14, UK 13), Gator (UA 24, No. Caro. 10), Florida Citrus (Penn St. 31, UT 13), Sugar (UF 41, West Va. 14).
1994	3-2	Gator (UT 45, Va. Tech 23), Peach (N.C. State 28, MSU 24), Carquest (South Caro. 24, West Va. 21), Florida Citrus (UA 24, Ohio State 17), Sugar (Fla. State 23, UF 17).
1995	2-4	Independence (LSU 45, Mich. State 26), Carquest (No. Caro. 20, Ark. 10), Peach (Virginia 34, UGA 27), Outback (Penn St. 43, AU 14), Florida Citrus (UT 20, Ohio State 14), Fiesta (Nebraska 62, UF 24).
1996	5-0	Independence (AU 32, Army 29), Peach (LSU 10, Clemson 7), Outback (UA 17, Michigan 14), Florida Citrus (UT 45, Northwestern 28), Sugar (UF 52, Fla. State 20).
1997	5-1	Motor City (UM 34, Marshall 31), Independence (LSU 27, Notre Dame 9), Peach (AU 21, Clemson 17), Outback (UGA 33, Wisconsin 6), Florida Citrus (UF 21, Penn St. 6), Orange (Nebraska 42, UT 17).
1998	4-4	Music City (Va. Tech 35, UA 7), Peach (UGA 35, Virginia 33), Independence (UM 35, Texas Tech 18), Outback (Penn St. 26, UK 14), Cotton (Texas 38, MSU 11), Florida Citrus (Michigan 45, Ark. 31), Orange (UF 31, Syracuse 10), Fiesta (UT 23, Fla. State 16).

OLE MISS • LSU • KENTUCKY • GEORGIA • FLORIDA • AUBURN • ARKANSAS • ALABAMA



POSTSEASON

ALABAMA • ARKANSAS • AUBURN • FLORIDA • GEORGIA • KENTUCKY • LSU • OLE MISS

1999	4-4	Music City (Syracuse 20, UK 13), Peach (MSU 17, Clemson 7), Independence (UM 27, Oklahoma 25), Outback (UGA 28, Purdue 25-OT), Cotton (Ark. 27, Texas 6), Florida Citrus (Michigan St. 37, UF 34), Orange (Michigan 35, UA 34-OT), Fiesta (Nebraska 31, UT 21).
2000	4-5	Las Vegas (UNLV 31, Arkansas 14), Oahu (Georgia 37, Virginia 14), Music City (West Virginia 49, Ole Miss 38), Peach (LSU 28, Georgia Tech 14), Independence (Miss. State 43, Texas A&M 41-OT), Outback (South Carolina 24, Ohio State 7), Cotton (Kansas State 35, Tennessee 21), Florida Citrus (Michigan 31, Auburn 28), Sugar (Miami, Fla. 37, Florida 20).
2001	5-3	Independence (Alabama 14, Iowa State 13), Music City (Boston College 20, Georgia 16), Peach (North Carolina 16, Auburn 10), Cotton (Oklahoma 10, Arkansas 3), Outback (South Carolina 31, Ohio State 28), Florida Citrus (Tennessee 45, Michigan 17), Orange (Florida 56, Maryland 23), Sugar (LSU 47, Illinois 34).
2002	3-4	Independence (Ole Miss 27, Nebraska 23), Music City (Minnesota 29, Arkansas 14), Peach (Maryland 30, Tennessee 3), Outback (Michigan 38, Florida 30), Cotton (Texas 35, LSU 20), Capital One (Auburn 13, Penn State 9), Sugar (Georgia 26, Florida State 13).
2003	5-2	Music City (Auburn, 28, Wisconsin 14), Independence (Arkansas 27, Missouri 14), Outback (Iowa 37, Florida 17), Capital One (Georgia 34, Purdue 27, OT), Cotton (Ole Miss 31, Oklahoma State 28), Peach (Clemson 27, Tennessee 14), Sugar (LSU 21, Oklahoma 14).
2004	3-3	Music City (Minnesota 20, Alabama 16), Peach (Miami, Fla., 27, Florida 10), Outback (Georgia 24, Wisconsin 21), Cotton (Tennessee 38, Texas A&M 7), Capital One (Iowa 30, LSU 25), Sugar (Auburn 16, Virginia Tech 13).
2005	3-3	Independence (Missouri 38, South Carolina 31), Chick-fil-A (LSU 40, Miami, Fla. 3), Outback (Florida 31, Iowa 24), Cotton (Alabama 13, Texas Tech 10), Capital One (Wisconsin 24, Auburn 10), Sugar (West Virginia 38, Georgia 35).
2006	6-3	Independence (Oklahoma State 34, Alabama 31); Music City (Kentucky 28, Clemson 20); Autozone (South Carolina 44, Houston 36; Chick-fil-A (Georgia 31, Virginia Tech 24); Outback (Penn State 20, Tennessee 10); Cotton (Auburn 17, Nebraska 14); Capital One (Wisconsin 17, Arkansas 14); Sugar (LSU 41, Notre Dame 14); BCS Championship (Florida 41, Ohio State 14).
2007	7-2	Liberty (Mississippi State 10, Central Florida 3); Independence (Alabama 30, Colorado 24); Music City (Kentucky 35, Florida State 28); Chick-fil-A (Auburn 23, Clemson 20, OT); Cotton (Missouri 38, Arkansas 7); Outback (Tennessee 21, Wisconsin 17); Capital One (Michigan 41, Florida 35); Sugar (Georgia 41, Hawaii 10); BCS Championship (LSU 38, Ohio State 24).
2008	6-2	Music City (Vanderbilt 16, Boston College 14); Chick-fil-A (LSU 38, Georgia Tech 3); Cotton (Ole Miss 47, Texas Tech 34); Outback (Iowa 31, South Carolina 10); Capital One (Georgia 24, Michigan State); Liberty (Kentucky 25, East Carolina 19); Sugar (Utah 31, Alabama 17); BCS Championship (Florida 24, Oklahoma 14).
2009	6-4	Music City (Clemson 21, Kentucky 13); Independence Bowl (Georgia 44, Texas A&M 20); Chick-fil-A (Virginia Tech 37, Tennessee 14); Outback (Auburn 38, Northwestern 35, OT); Capital One (Penn State 19, LSU 17); Sugar (Florida 51, Cincinnati 24); PapaJohn's (Connecticut 20, South Carolina 7); Cotton (Ole Miss 21, Oklahoma State 7); Liberty (Arkansas 20, East Carolina 7); BCS Championship (Alabama 37, Texas 21).
2010	5-5	Music City (North Carolina 30, Tennessee 27, OT); Liberty (Central Florida 10, Georgia 6); Chick-fil-A (Florida State 26, South Carolina 17); Outback (Florida 27, Penn State 24); Capital One (Alabama 49, Michigan State 7); Gator (Mississippi State 52, Michigan 14); Sugar (Ohio State 31, Arkansas 26); Cotton (LSU 41, Texas A&M 24); BBVA Compass (Pittsburgh 27, Kentucky 10); BCS Championship (Auburn 22, Oregon 19).
2011	5-2	Music City (Mississippi State 23, Wake Forest 17); Liberty (Cincinnati 31, Vanderbilt 24); Chick-fil-A (Auburn 43, Virginia 24); Outback (Michigan State 33, Georgia 30 3OT); Capital One (South Carolina 30, Nebraska 13); Gator (Florida 24, Ohio State 17); Cotton (Arkansas 29, Kansas State 16); BCS Championship (Alabama 21, LSU 0).
2012	6-3	Music City (Vanderbilt 38, N.C. State 24); Chick-fil-A (Clemson 25, LSU 24); Outback (South Carolina 33, Michigan 28); Capital One (Georgia 45, Nebraska 31); Gator (Northwestern 34, Mississippi State 20); Cotton (Texas A&M 41, Oklahoma 13); BBVA (Ole Miss 38, Pittsburgh 17); Sugar (Louisville 33, Florida 23); BCS Championship (Alabama 42, Notre Dame 14).
2013	7-3	Music City (Ole Miss 25, Georgia Tech 17); Liberty (Mississippi State 44, Rice 7); Chick-fil-A (Texas A&M 52, Duke 48); Gator (Nebraska 24, Georgia 19); Capital One (South Carolina 34, Wisconsin 24); Outback (LSU 21, Iowa 14); Sugar (Oklahoma 45, Alabama 31); Cotton (Missouri 41, Oklahoma State 31); BBVA (Vanderbilt 41, Houston 24); BCS Championship (Florida State 34, Auburn 31).
2014	7-5	Independence (South Carolina 24, Miami 21); Liberty (Texas A&M 45, West Virginia 37); Texas (Arkansas 31, Texas 7); Music City (Notre Dame 31, LSU 28); Belk (Georgia 37, Louisville 14); Chick-fil-A Peach (TCU 42, Ole Miss 3); Orange (Georgia Tech 49, Mississippi State 34); Outback (Wisconsin 34, Auburn 31 OT); Citrus (Missouri 33, Minnesota 17); Sugar/CFP Semis (Ohio State 42, Alabama 35); Gator (Tennessee 45, Iowa 28); Birmingham (Florida 28, East Carolina 20).
2015	9-2	Advocare V100 Texas (LSU 56, Texas Tech 27); Birmingham (Auburn 31, Memphis 10); Belk (Mississippi State 51, N.C. State 28); Franklin American Mortgage Music City (Louisville 27, Texas A&M 21); Goodyear Cotton/CFP Semis (Alabama 38, Michigan State 0); Outback (Tennessee 45, Northwestern 6); Buffalo Wild Wings Citrus (Michigan 41, Florida 7); Allstate Sugar (Ole Miss 48, Oklahoma State 20); TaxSlayer (Georgia 24, Penn State 17); Autzone Liberty (Arkansas 45, Kansas State 23); CFP National Championship (Alabama 45, Clemson 40)

* - Record does not include SEC vs. SEC bowl games.

POSTSEASON



MISSISSIPPI STATE • MISSOURI • SOUTH CAROLINA • TENNESSEE • TEXAS A&M • VANDERBILT

BOWL GAMES OF SEC MEMBERS

(Listed by Schools)

ALABAMA

(Won 36, Lost 24, Tied 3)

1-1-26	Rose Bowl	20	Washington	19
1-1-27	Rose Bowl	7	Stanford	7
1-1-31	Rose Bowl	24	Washington State	0
1-1-35	Rose Bowl	29	Stanford	13
1-1-38	Rose Bowl	0	California	13
1-1-42	Cotton Bowl	29	Texas A&M	21
1-1-43	Orange Bowl	37	Boston College	21
1-1-45	Sugar Bowl	26	Duke	29
1-1-46	Rose Bowl	34	Southern Cal	14
1-1-48	Sugar Bowl	7	Texas	27
1-1-53	Orange Bowl	61	Syracuse	6
1-1-54	Cotton Bowl	6	Rice	28
12-9-59	Liberty Bowl	0	Penn State	7
12-17-60	Bluebonnet Bowl	3	Texas	3
1-1-62	Sugar Bowl	10	Arkansas	3
1-1-63	Orange Bowl	17	Oklahoma	0
1-1-64	Sugar Bowl	12	Ole Miss	7
1-1-65	Orange Bowl	17	Texas	21
1-1-66	Orange Bowl	39	Nebraska	28
1-2-67	Sugar Bowl	34	Nebraska	7
1-1-68	Cotton Bowl	16	Texas A&M	20
12-28-68	Gator Bowl	10	Missouri	35
12-13-69	Liberty Bowl	33	Colorado	47
12-31-70	Bluebonnet Bowl	24	Oklahoma	24
1-1-72	Orange Bowl	6	Nebraska	38
1-1-73	Cotton Bowl	13	Texas	17
1-1-74	Sugar Bowl	23	Notre Dame	24
1-1-75	Orange Bowl	11	Notre Dame	13
12-31-75	Sugar Bowl	13	Penn State	6
12-20-76	Liberty Bowl	36	UCLA	6
1-2-78	Sugar Bowl	35	Ohio State	6
1-1-79	Sugar Bowl	14	Penn State	7
1-1-80	Sugar Bowl	24	Arkansas	9
1-1-81	Cotton Bowl	30	Baylor	2
1-1-82	Cotton Bowl	12	Texas	14
12-29-82	Liberty Bowl	21	Illinois	15
12-24-83	Sun Bowl	28	SMU	7
12-28-85	Aloha Bowl	24	Southern Cal	3
12-25-86	Sun Bowl	28	Washington	6
1-2-88	Hall of Fame Bowl	24	Michigan	28
12-29-88	Sun Bowl	29	Army	28
1-1-90	Sugar Bowl	25	Miami	33
1-1-91	Fiesta Bowl	7	Louisville	34
12-28-91	Blockbuster Bowl	30	Colorado	25
1-1-93	Sugar Bowl	34	Miami	13
12-31-93	Gator Bowl	24	North Carolina	10
1-2-95	Citrus Bowl	24	Ohio State	17
1-1-97	Outback Bowl	17	Michigan	14
12-29-98	Music City Bowl	7	Virginia Tech	35
1-1-2000	Orange Bowl	34	Michigan (OT)	35
12-27-01	Independence Bowl	14	Iowa State	13
12-31-04	Music City Bowl	16	Minnesota	20
1-2-06	Cotton Bowl	13	Texas Tech	10
12-28-06	Independence Bowl	31	Oklahoma State	34
12-30-07	Independence Bowl	30	Colorado	24
1-2-09	Sugar Bowl	17	Utah	31
1-7-10	BCS Championship	37	Texas	21
1-1-11	Capital One Bowl	49	Michigan State	7
1-9-12	BCS Championship	21	LSU	0
1-7-13	BCS Championship	42	Notre Dame	14
1-2-14	Sugar Bowl	31	Oklahoma	45
1-1-15	Sugar Bowl (CFP Semis)	35	Ohio State	42
12-31-15	Cotton Bowl (CFP Semis)	38	Michigan State	0
1-11-16	CFP National Champ.	45	Clemson	40

ARKANSAS

(Won 15, Lost 23, Tied 3)

1-1-34	Dixie Bowl	7	Centenary	7
1-1-47	Cotton Bowl	0	LSU	0
1-1-48	Dixie Bowl	21	William & Mary	19
1-1-55	Cotton Bowl	6	Georgia Tech	14
1-2-60	Gator Bowl	14	Georgia Tech	7
1-1-61	Cotton Bowl	6	Duke	7
1-1-62	Sugar Bowl	3	Alabama	10
1-1-63	Sugar Bowl	13	Ole Miss	17
1-1-65	Cotton Bowl	10	Nebraska	7
1-1-66	Cotton Bowl	7	LSU	14
1-1-69	Sugar Bowl	16	Georgia	2
1-1-70	Sugar Bowl	22	Ole Miss	27
12-20-71	Liberty Bowl	13	Tennessee	14
1-1-76	Cotton Bowl	31	Georgia	10

1-2-78	Orange Bowl	31	Oklahoma	6
12-25-78	Fiesta Bowl	10	UCLA	10
1-1-80	Sugar Bowl	9	Alabama	24
12-27-80	Hall of Fame Bowl	34	Tulane	15
12-28-81	Gator Bowl	27	North Carolina	31
12-31-82	Bluebonnet Bowl	28	Florida	24
12-27-84	Liberty Bowl	15	Auburn	21
12-22-85	Holiday Bowl	18	Arizona State	17
1-1-87	Orange Bowl	8	Oklahoma	42
12-29-87	Liberty Bowl	17	Georgia	20
1-2-89	Cotton Bowl	3	UCLA	17
1-1-90	Cotton Bowl	27	Tennessee	31
12-29-91	Independence Bowl	15	Georgia	24
12-30-95	Carquest Bowl	10	North Carolina	20
1-1-99	Citrus Bowl	31	Michigan	45
1-1-2000	Cotton Bowl	27	Texas	6
12-21-2000	Las Vegas Bowl	14	UNLV	31
1-1-02	Cotton Bowl	3	Oklahoma	10
12-30-02	Music City Bowl	14	Minnesota	29
12-31-03	Independence Bowl	17	Missouri	14
1-1-07	Capital One Bowl	27	Wisconsin	14
1-1-08	Cotton Bowl	7	Missouri	38
1-2-10	Liberty Bowl	20	East Carolina	17
1-4-11	Sugar Bowl	26	Ohio State	31
1-6-12	Cotton Bowl	29	Kansas State	16
12-29-14	Texas Bowl	31	Texas	7
1-2-16	Liberty	45	Kansas State	23

AUBURN

(Won 23, Lost 15, Tied 2)

1-1-37	Rhumba Bowl	7	Villanova	7
1-1-38	Orange Bowl	6	Michigan State	0
1-1-54	Gator Bowl	13	Texas Tech	35
12-31-54	Gator Bowl	33	Baylor	13
12-31-55	Gator Bowl	13	Vanderbilt	25
1-1-64	Orange Bowl	7	Nebraska	13
12-18-65	Liberty Bowl	7	Ole Miss	13
12-28-68	Sun Bowl	34	Arizona	10
12-31-69	Bluebonnet Bowl	7	Houston	36
1-2-71	Gator Bowl	35	Ole Miss	28
1-1-72	Sugar Bowl	22	Oklahoma	40
12-30-72	Gator Bowl	24	Colorado	3
12-29-73	Sun Bowl	17	Missouri	34
12-30-74	Gator Bowl	27	Texas	3
12-18-82	Tangerine Bowl	33	Boston College	26
1-2-84	Sugar Bowl	9	Michigan	7
12-27-84	Liberty Bowl	21	Arkansas	15
1-1-86	Cotton Bowl	16	Texas A&M	36
1-1-87	Citrus Bowl	16	Southern Cal	7
1-1-88	Sugar Bowl	16	Syracuse	16
1-2-89	Sugar Bowl	7	Florida State	13
1-1-90	Hall of Fame Bowl	31	Ohio State	14
12-29-90	Peach Bowl	27	Indiana	23
1-1-96	Outback Bowl	14	Penn State	43
12-31-96	Independence Bowl	32	Army	29
1-2-98	Peach Bowl	21	Clemson	17
1-1-2001	Florida Citrus Bowl	28	Michigan	31
12-31-01	Peach Bowl	10	North Carolina	16
1-1-03	Capital One Bowl	13	Penn State	9
12-31-03	Music City Bowl	28	Wisconsin	14
1-3-05	Sugar Bowl	16	Virginia Tech	13
1-2-06	Capital One Bowl	10	Wisconsin	24
1-1-07	Cotton Bowl	17	Nebraska	14
12-31-07	Chick-fil-A Bowl	23	Clemson	20 OT
1-1-10	Outback Bowl	38	Northwestern	35 OT
1-10-11	BCS Championship	22	Oregon	19
12-31-11	Chick-fil-A Bowl	43	Virginia	24
1-6-14	BCS Championship	31	Florida State	34
1-1-15	Outback Bowl	31	Wisconsin	34 OT
12-30-15	Birmingham	31	Memphis	10

FLORIDA

(Won 21, Lost 21)

1-1-53	Gator Bowl	13	Tulsa	13
12-27-58	Gator Bowl	3	Ole Miss	7
12-31-60	Gator Bowl	13	Baylor	12
12-28-62	Gator Bowl	17	Penn State	7
1-1-66	Sugar Bowl	18	Missouri	20
1-2-67	Orange Bowl	27	Georgia Tech	12
12-27-69	Gator Bowl	14	Tennessee	13
12-22-73	Tangerine Bowl	7	Miami (Ohio)	16
12-31-74	Sugar Bowl	10	Nebraska	13
12-29-75	Gator Bowl	0	Maryland	13
1-2-77	Sun Bowl	14	Texas A&M	37



POSTSEASON

ALABAMA • ARKANSAS • AUBURN • FLORIDA • GEORGIA • KENTUCKY • LSU • OLE MISS

12-20-80	Tangerine Bowl	35
12-31-81	Peach Bowl	6
12-31-82	Bluebonnet Bowl	24
12-30-83	Gator Bowl	14
12-25-87	Aloha Bowl	16
12-29-88	All-American Bowl	14
12-30-89	Freedom Bowl	7
1-1-92	Sugar Bowl	28
12-31-92	Gator Bowl	27
1-1-94	Sugar Bowl	41
1-2-95	Sugar Bowl	17
1-2-96	Fiesta Bowl	24
1-2-97	Sugar Bowl	52
1-1-98	Citrus Bowl	21
1-2-99	Orange Bowl	31
1-1-2000	Citrus Bowl	34
1-2-2001	Sugar Bowl	20
1-2-02	Orange Bowl	56
1-1-03	Outback Bowl	30
1-1-04	Outback Bowl	17
12-31-04	Peach Bowl	10
1-2-06	Outback Bowl	31
1-8-07	BCS Championship	41
1-1-08	Capital One Bowl	35
1-1-09	BCS Championship	24
1-1-10	Sugar Bowl	51
1-1-11	Outback Bowl	37
1-1-12	Gator Bowl	24
1-2-13	Sugar Bowl	23
1-3-15	Birmingham Bowl	28
1-1-16	Citrus	7

GEORGIA

(Won 29, Lost 19, Tied 3)

1-1-42	Orange Bowl	40
1-1-43	Rose Bowl	9
1-1-46	Oil Bowl	20
1-1-47	Sugar Bowl	20
1-1-48	Gator Bowl	20
1-1-49	Orange Bowl	28
12-9-50	Presidential Bowl	20
1-1-60	Orange Bowl	14
12-26-64	Sun Bowl	7
12-31-66	Cotton Bowl	24
12-16-67	Liberty Bowl	7
1-1-69	Sugar Bowl	2
12-20-69	Sun Bowl	6
12-31-71	Gator Bowl	7
12-28-73	Peach Bowl	17
12-20-74	Tangerine Bowl	10
1-1-76	Cotton Bowl	10
1-1-77	Sugar Bowl	3
12-31-78	Bluebonnet Bowl	22
1-1-81	Sugar Bowl	17
1-1-82	Sugar Bowl	20
1-1-83	Sugar Bowl	23
1-2-84	Cotton Bowl	10
12-22-84	Citrus Bowl	17
12-28-85	Sun Bowl	13
12-23-86	Hall of Fame Bowl	24
12-29-87	Liberty Bowl	20
1-1-89	Gator Bowl	34
12-30-89	Peach Bowl	18
12-29-91	Independence Bowl	24
1-1-93	Citrus Bowl	21
12-30-95	Peach Bowl	27
1-1-98	Outback Bowl	33
12-31-98	Peach Bowl	35
1-1-2000	Outback Bowl	28
12-24-2000	Oahu Bowl	37
12-28-01	Music City Bowl	16
1-1-03	Sugar Bowl	26
1-1-04	Capital One Bowl	34
1-1-05	Outback Bowl	24
1-2-06	Sugar Bowl	35
12-30-06	Chick-fil-A	31
1-1-08	Sugar Bowl	41
1-1-09	Capital One Bowl	24
12-28-09	Independence Bowl	44
12-31-10	Liberty Bowl	6
1-1-12	Outback Bowl	30
1-1-13	Capital One Bowl	45
1-1-14	Gator Bowl	19
12-30-14	Belk Bowl	37
1-2-16	TaxSlayer	24

Maryland	20
West Virginia	26
Arkansas	28
Iowa	6
UCLA	20
Illinois	10
Washington	34
Notre Dame	39
N.C. State	10
West Virginia	7
Florida State	23
Nebraska	62
Florida State	20
Penn State	6
Syracuse	10
Michigan State	37
Miami (Fla.)	37
Maryland	23
Michigan	38
Iowa	37
Miami (Fla.)	27
Iowa	24
Ohio State	14
Michigan	41
Oklahoma	14
Cincinnati	24
Penn State	24
Ohio State	17
Louisville	33
East Carolina	20
Michigan	41

TCU	26
UCLA	0
Tulsa	6
North Carolina	10
Maryland	20
Texas	41
Texas A&M	40
Missouri	0
Texas Tech	9
SMU	0
N.C. State	14
Arkansas	16
Nebraska	45
North Carolina	3
Maryland	16
Miami (Ohio)	21
Arkansas	31
Pittsburgh	27
Stanford	25
Notre Dame	10
Pittsburgh	24
Penn State	27
Texas	9
Florida State	17
Arizona	13
Boston College	27
Arkansas	17
Michigan State	27
Syracuse	19
Arkansas	15
Ohio State	14
Virginia	34
Wisconsin	6
Virginia	33
Purdue (OT)	25
Virginia	14
Boston College	20
Florida State	13
Purdue (OT)	27
Wisconsin	21
West Virginia	38
Virginia Tech	24
Hawaii	10
Michigan State	12
Texas A&M	20
Central Florida	10
Michigan State	33 (3OT)
Nebraska	31
Nebraska	24
Louisville	14
Penn State	17

KENTUCKY

(Won 8, Lost 7)

12-6-47	Great Lakes Bowl	24
1-2-50	Orange Bowl	13
1-1-51	Sugar Bowl	13
1-1-52	Cotton Bowl	20
12-31-76	Peach Bowl	21
12-22-83	Hall of Fame Bowl	16
12-29-84	Hall of Fame Bowl	20
12-31-93	Peach Bowl	13
1-1-99	Outback Bowl	14
12-29-99	Music City Bowl	13
12-29-06	Music City Bowl	28
12-31-07	Music City Bowl	35
1-2-09	Liberty Bowl	25
12-27-09	Music City Bowl	13
1-8-11	BBVA Compass Bowl	10

Villanova	14
Santa Clara	21
Oklahoma	7
TCU	7
North Carolina	0
West Virginia	20
Wisconsin	19
Clemson	14
Penn State	26
Syracuse	20
Clemson	28
Florida State	20
East Carolina	19
Clemson	21
Pittsburgh	27

LSU

(Won 24, Lost 22, Tied 1)

1-1-36	Sugar Bowl	2
1-1-37	Sugar Bowl	14
1-1-38	Sugar Bowl	0
1-1-44	Orange Bowl	19
1-1-47	Cotton Bowl	0
1-2-50	Sugar Bowl	0
1-1-59	Sugar Bowl	7
1-1-60	Sugar Bowl	0
1-1-62	Orange Bowl	25
1-1-63	Cotton Bowl	13
12-21-63	Bluebonnet Bowl	7
1-1-65	Sugar Bowl	13
1-1-66	Cotton Bowl	14
1-1-68	Sugar Bowl	20
12-30-68	Peach Bowl	31
1-1-71	Orange Bowl	12
12-18-71	Sun Bowl	33
12-30-72	Bluebonnet Bowl	17
1-1-74	Orange Bowl	9
12-31-77	Sun Bowl	14
12-23-78	Liberty Bowl	15
12-22-79	Tangerine Bowl	34
1-1-83	Orange Bowl	20
1-1-85	Sugar Bowl	10
12-27-85	Liberty Bowl	7
1-1-87	Sugar Bowl	15
12-31-87	Gator Bowl	30
1-2-89	Hall of Fame Bowl	10
12-29-95	Independence Bowl	45
12-28-96	Peach Bowl	10
12-28-97	Independence Bowl	27
12-29-2000	Peach Bowl	28
1-1-02	Sugar Bowl	47
1-1-03	Cotton Bowl	20
1-4-04	Sugar Bowl	21
1-1-05	Capital One Bowl	25
1-30-05	Chick-fil-A Bowl	40
1-3-07	Sugar Bowl	41
1-7-08	BCS Championship	38
12-31-08	Chick-fil-A Bowl	38
1-1-10	Capital One Bowl	17
1-7-11	Cotton Bowl	41
1-9-12	BCS Championship	0
12-31-12	Chick-fil-A Bowl	24
1-1-14	Outback Bowl	21
12-30-14	Music City Bowl	28
12-29-16	Texas	56

TCU	3
Santa Clara	21
Santa Clara	6
Texas A&M	14
Arkansas	0
Oklahoma	35
Clemson	0
Ole Miss	21
Colorado	7
Texas	0
Baylor	14
Syracuse	10
Arkansas	7
Wyoming	13
Florida State	27
Nebraska	17
Iowa State	15
Tennessee	24
Penn State	16
Stanford	24
Missouri	20
Wake Forest	10
Nebraska	21
Nebraska	28
Baylor	21
Nebraska	30
South Carolina	13
Syracuse	23
Michigan State	20
Clemson	7
Notre Dame	9
Georgia Tech	14
Illinois	34
Texas	35
Oklahoma	14
Iowa	30
Miami (Fla.)	3
Notre Dame	14
Ohio State	24
Georgia Tech	3
Penn State	19
Texas A&M	24
Alabama	21
Clemson	25
Iowa	14
Notre Dame	31
Texas Tech	27

OLE MISS

(Won 24, Lost 13)

1-1-36	Orange Bowl	19
1-1-49	Delta Bowl	13
1-1-53	Sugar Bowl	7
1-1-55	Sugar Bowl	0
1-2-56	Colton Bowl	14
1-1-58	Sugar Bowl	39
12-27-58	Gator Bowl	7
1-1-60	Sugar Bowl	21
1-2-61	Sugar Bowl	14
1-1-62	Cotton Bowl	7
1-1-63	Sugar Bowl	17
1-1-64	Sugar Bowl	7
12-19-64	Bluebonnet Bowl	7
12-18-65	Liberty Bowl	13
12-17-66	Bluebonnet Bowl	0
12-30-67	Sun Bowl	7
12-14-68	Liberty Bowl	34
1-1-70	Sugar Bowl	27

Catholic U.	20
TCU	9
Georgia Tech	24
Navy	21
TCU	13
Texas	7
Florida	3
LSU	0
Rice	6
Texas	12
Arkansas	13
Alabama	12
Tulsa	14
Auburn	7
Texas	19
UTEP	14
Virginia Tech	17
Arkansas	22

POSTSEASON



MISSISSIPPI STATE • MISSOURI • SOUTH CAROLINA • TENNESSEE • TEXAS A&M • VANDERBILT

1-2-71	Gator Bowl	28	Auburn	35
12-30-71	Peach Bowl	41	Georgia Tech	18
12-10-83	Independence Bowl	3	Air Force	9
12-20-86	Independence Bowl	20	Texas Tech	17
12-28-89	Liberty Bowl	42	Air Force	29
1-1-91	Gator Bowl	3	Michigan	35
12-31-92	Liberty Bowl	13	Air Force	0
12-26-97	Motor City Bowl	34	Marshall	31
12-31-98	Independence Bowl	35	Texas Tech	18
12-31-99	Independence Bowl	27	Oklahoma	25
12-28-2000	Music City Bowl	38	West Virginia	49
12-27-02	Independence Bowl	27	Nebraska	23
1-2-04	Cotton Bowl	31	Oklahoma State	28
1-1-09	Cotton Bowl	47	Texas Tech	34
1-2-10	Cotton Bowl	21	Oklahoma State	7
1-5-13	BBVA Compass Bowl	38	Pittsburgh	17
12-30-13	Music City Bowl	25	Georgia Tech	17
12-31-14	Chick-fil-A Peach Bowl	3	TCU	42
1-1-16	Sugar	48	Oklahoma State	20

MISSISSIPPI STATE

(Won 11, Lost 8)

1-1-37	Orange Bowl	12	Duquesne	13
1-1-41	Orange Bowl	14	Georgetown	7
12-21-63	Liberty Bowl	16	N.C. State	12
12-28-74	Sun Bowl	26	North Carolina	24
12-27-80	Sun Bowl	17	Nebraska	31
12-31-81	Hall of Fame Bowl	10	Kansas	0
12-29-91	Liberty Bowl	15	Air Force	38
1-2-93	Peach Bowl	17	North Carolina	21
1-1-95	Peach Bowl	24	North Carolina State	28
1-1-99	Cotton Bowl	11	Texas	38
12-30-99	Peach Bowl	17	Clemson	7
12-31-2000	Independence Bowl	43	Texas A&M	41 [OT]
12-29-07	Liberty Bowl	10	Central Florida	3
1-1-11	Gator Bowl	52	Michigan	14
12-30-11	Music City Bowl	23	Wake Forest	17
1-1-13	Gator Bowl	20	Northwestern	34
12-31-13	Liberty Bowl	44	Rice	7
12-31-14	Orange Bowl	34	Georgia Tech	49
12-30-15	Belk	51	N.C. State	28

MISSOURI

(Won 2, Lost 0)

1-3-14	Cotton Bowl	41	Oklahoma State	31
1-1-15	Citrus Bowl	33	Minnesota	17

SOUTH CAROLINA

(Won 8, Lost 12)

1-1-46	Gator Bowl	14	Wake Forest	26
12-30-69	Peach Bowl	3	West Virginia	14
12-20-75	Tangerine Bowl	7	Miami (Ohio)	20
12-29-79	Hall of Fame Bowl	14	Missouri	24
12-29-80	Gator Bowl	9	Pittsburgh	37
12-28-84	Gator Bowl	14	Oklahoma State	21
12-31-87	Gator Bowl	13	LSU	30
12-28-88	Liberty Bowl	10	Indiana	34
12-30-94	Carquest Bowl	24	West Virginia	21
1-1-2001	Outback Bowl	24	Ohio State	7
1-1-02	Outback Bowl	31	Ohio State	28
1-30-05	Independence Bowl	31	Missouri	38
12-29-06	Liberty Bowl	44	Houston	36
1-1-09	Outback Bowl	10	Iowa	31
1-2-10	Papajohns.com Bowl	7	Connecticut	20
12-31-10	Chick-fil-A Bowl	17	Florida State	26
1-1-12	Capital One Bowl	30	Nebraska	13
1-1-13	Outback Bowl	33	Michigan	28
1-1-14	Capital One Bowl	34	Wisconsin	24
12-27-14	Independence Bowl	24	Miami	21

TENNESSEE

(Won 27, Lost 24)

12-5-31	New York Bowl*	13	NYU	0
1-1-39	Orange Bowl	17	Oklahoma	0
1-1-40	Rose Bowl	0	Southern Cal	14
1-1-41	Sugar Bowl	13	Boston College	19
1-1-43	Sugar Bowl	14	Tulsa	7
1-1-45	Rose Bowl	0	Southern Cal	25
1-1-47	Orange Bowl	0	Rice	8
1-1-51	Cotton Bowl	20	Texas	14
1-1-52	Sugar Bowl	13	Maryland	28
1-1-53	Cotton Bowl	0	Texas	16
1-1-57	Sugar Bowl	7	Baylor	13
12-28-57	Gator Bowl	3	Texas A&M	0
12-18-65	Bluebonnet Bowl	27	Tulsa	6
12-31-66	Gator Bowl	18	Syracuse	12
1-1-68	Orange Bowl	24	Oklahoma	26
1-1-69	Cotton Bowl	13	Texas	36

12-27-69	Gator Bowl	13	Florida	14
1-1-71	Sugar Bowl	34	Air Force	13
12-20-71	Liberty Bowl	14	Arkansas	13
12-30-72	Bluebonnet Bowl	24	LSU	17
12-29-73	Gator Bowl	19	Texas Tech	28
12-16-74	Liberty Bowl	7	Maryland	3
12-31-79	Bluebonnet Bowl	22	Purdue	27
12-13-81	Garden State Bowl	28	Wisconsin	21
12-31-82	Peach Bowl	22	Iowa	28
12-17-83	Citrus Bowl	30	Maryland	23
12-22-84	Sun Bowl	27	Maryland	28
1-1-86	Sugar Bowl	35	Miami	7
12-29-86	Liberty Bowl	21	Minnesota	14
1-2-88	Peach Bowl	27	Indiana	22
1-1-90	Cotton Bowl	31	Arkansas	27
1-1-91	Sugar Bowl	23	Virginia	22
1-1-92	Fiesta Bowl	17	Penn State	42
1-1-93	Hall of Fame Bowl	38	Boston College	23
1-1-94	Citrus Bowl	13	Penn State	31
12-30-94	Gator Bowl	45	Virginia Tech	23
1-1-96	Citrus Bowl	20	Ohio State	14
1-1-97	Citrus Bowl	48	Northwestern	28
1-2-98	Orange Bowl	17	Nebraska	42
1-4-99	Fiesta Bowl	23	Florida State	16
1-2-2000	Fiesta Bowl	21	Nebraska	31
1-1-2001	Cotton Bowl	21	Kansas State	35
1-1-02	Citrus Bowl	45	Michigan	17
12-31-02	Peach Bowl	3	Maryland	30
1-2-04	Peach Bowl	14	Clemson	27
1-1-05	Cotton Bowl	38	Texas A&M	7
1-1-07	Outback Bowl	10	Penn State	20
1-1-08	Outback Bowl	21	Wisconsin	17
12-31-10	Chick-fil-A Bowl	14	Virginia Tech	37
12-30-10	Music City Bowl	27	North Carolina	30 OT
1-2-15	Gator Bowl	45	Iowa	28
1-1-16	Outback	45	Northwestern	6

* not recognized by NCAA

TEXAS A&M

(Won 3, Lost 1)

1-4-13	Cotton Bowl	41	Oklahoma	13
12-31-13	Chick-fil-A Bowl	52	Duke	48
12-29-14	Liberty Bowl	45	West Virginia	37
12-30-15	Music City	21	Louisville	27

VANDERBILT

(Won 4, Lost 2, Tied 1)

12-31-55	Gator Bowl	25	Auburn	13
12-28-74	Peach Bowl	6	Texas Tech	6
12-31-82	Hall of Fame Bowl	28	Air Force	36
12-31-09	Music City Bowl	16	Boston College	14
12-31-11	Liberty Bowl	24	Cincinnati	31
12-31-12	Music City Bowl	38	N.C. State	24
12-4-14	BBVA Compass Bowl	41	Houston	24

BOWL GAMES OF FORMER SEC MEMBERS

(Listed by Schools)

GEORGIA TECH

(Won 10, Lost 5)

1-1-40	Orange Bowl	21	Missouri	7
1-1-43	Cotton Bowl	7	Texas	14
1-1-44	Sugar Bowl	20	Tulsa	18
1-1-45	Orange Bowl	12	Tulsa	26
1-1-47	Oil Bowl	41	St. Mary's	19
1-1-48	Orange Bowl	20	Kansas	14
1-1-52	Orange Bowl	17	Baylor	14
1-1-53	Sugar Bowl	24	Ole Miss	7
1-1-54	Sugar Bowl	42	West Virginia	19
1-1-55	Cotton Bowl	14	Arkansas	6
1-2-56	Sugar Bowl	7	Pittsburgh	0
12-29-56	Gator Bowl	21	Pittsburgh	14
1-2-60	Gator Bowl	7	Arkansas	14
12-30-61	Gator Bowl	15	Penn State	30
12-22-62	Bluebonnet Bowl	10	Missouri	14

TULANE

(Won 1, Lost 1)

1-1-35	Sugar Bowl	20	Temple	14
1-1-40	Sugar Bowl	13	Texas A&M	14



POSTSEASON

ALABAMA • ARKANSAS • AUBURN • FLORIDA • GEORGIA • KENTUCKY • LSU • OLE MISS

SEC BOWL RECORDS

TEAM

TOTAL OFFENSE

MOST PLAYS

97 LSU vs. Illinois (2002 Sugar)
95 Georgia vs. Virginia (1995 Peach)
95 LSU vs. Texas (2003 Cotton)

MOST PLAYS, BOTH TEAMS

187 Missouri (91) vs. Oklahoma State (96) (2014 Cotton)
171 Auburn (82) vs. Arizona (89) (1968 Sun)
169 Tennessee (77) vs. Purdue (92) (1979 Bluebonnet)

MOST YARDS

659 Florida vs. Maryland (2002 Orange)
659 Florida vs. Cincinnati (2010 Sugar)
638 LSU vs. Texas Tech (2015 Texas)
633 Texas A&M vs. Oklahoma (2013 Cotton)

MOST YARDS, BOTH TEAMS

1,202 Texas A&M (541) vs. Duke (661) (2013 Chick-fil-A)
1,182 Mississippi State (605) vs. Georgia Tech (577) (2014 Orange)
1,048 Ole Miss (333) vs. Michigan (715) (1991 Gator)

HIGHEST AVERAGE PER PLAY

10.3 (62-638) LSU vs. Texas Tech (2015 Texas)
9.6 (66-633) Texas A&M vs. Oklahoma (2013 Cotton)
9.4 (70-659) Florida vs. Cincinnati (2010 Sugar)
8.9 (74-659) Florida vs. Maryland (2002 Orange)
8.4 (68-569) Arkansas vs. Kansas State (2015 Liberty)
8.4 (52-436) LSU vs. Notre Dame (2014 Music City)
8.3 (71-589) Georgia vs. Nebraska (2013 Capital One)

RUSHING

MOST ATTEMPTS

68 Mississippi State vs. North Carolina (1974 Sun)

MOST ATTEMPTS, BOTH TEAMS

#122 Mississippi State (68) vs. North Carolina (54) (1974 Sun)
116 Alabama (46) vs. Colorado (70) (1969 Liberty)
113 Auburn (42) vs. Missouri (71) (1973 Sun)

MOST NET YARDS

455 Mississippi State vs. North Carolina (1974 Sun)
423 Auburn vs. Baylor (1954 Gator)

MOST NET YARDS, BOTH TEAMS

732 Mississippi State (455) vs. North Carolina (277) (1974 Sun)
681 Tennessee (320) vs. Arkansas (361) (1990 Cotton)
628 Alabama (155) vs. Colorado (473) (1969 Liberty)

HIGHEST RUSHING AVERAGE

10.5 (31-326) Texas A&M vs. Oklahoma (2013 Cotton)

PASSING

MOST ATTEMPTS

59 Georgia vs. Virginia (1995 Peach)
58 Florida vs. Notre Dame (1992 Sugar)
56 Tennessee vs. Clemson (2004 Peach)

MOST ATTEMPTS, BOTH TEAMS

111 Auburn (33) vs. Northwestern (78) (OT) (2010 Outback)
101 Missouri (44) vs. Oklahoma State (57) (2014 Cotton)
100 Kentucky (50) vs. Florida State (50) (2007 Music City)

MOST COMPLETIONS

38 Vanderbilt vs. Air Force (1982 Hall of Fame)
33 Alabama vs. Army (1988 John Hancock)
33 Florida vs. Maryland (2002 Orange)
33 Mississippi State vs. Georgia Tech (2014 Orange)

MOST COMPLETIONS, BOTH TEAMS

67 Auburn (20) vs. Northwestern (47) (OT) (2010 Outback)
59 Texas A&M (30) vs. Duke (29) (2013 Chick-fil-A)
58 Florida (31) vs. Cincinnati (27) (2010 Sugar)
58 Texas A&M (23) vs. Oklahoma (35) (2013 Cotton)

MOST YARDS

482 Florida vs. Cincinnati (2010 Sugar)
456 Florida vs. Maryland (2002 Orange)
453 Mississippi State vs. Georgia Tech (2014 Orange)

MOST YARDS, BOTH TEAMS

809 Texas A&M (382) vs. Duke (427) (2013 Chick-fil-A)
774 Florida (449) vs. Florida State (325) (1995 Sugar)
767 Auburn (235) vs. Northwestern (532) (2010 Outback)

HIGHEST COMPLETION PERCENTAGE

.900 (9-10) Ole Miss vs. Air Force (1992 Liberty)
.897 (26-29) Georgia vs. Wisconsin (1998 Outback)
.885 (23-26) South Carolina vs. Wisconsin (2014 Capital One)

SCORING

MOST TOUCHDOWNS

9 Alabama vs. Syracuse (1953 Orange)
8 Florida vs. Maryland (2002 Orange)
8 LSU vs. Texas Tech (2015 Texas)
7 LSU vs. Illinois (2002 Sugar)
7 Florida vs. Cincinnati (2010 Sugar)
7 Mississippi State vs. N.C. State (Belk)

MOST TOUCHDOWNS, BOTH TEAMS

12 Texas A&M (6) vs. Duke (6) (2013 Chick-fil-A)
12 LSU (7) vs. Illinois (5) (2002 Sugar)
12 LSU (8) vs. Texas Tech (4) (2015 Texas)
11 Mississippi State (4) vs. Georgia Tech (7) (2014 Orange)
11 Florida (8) vs. Maryland (3) (2002 Orange)
11 Ole Miss (4) vs. West Virginia (7) (2000 Music City)
11 Florida (3) vs. Nebraska (8) (1996 Fiesta)
11 Mississippi State (7) vs. N.C. State (4) (2015 Belk)
11 Alabama (6) vs. Clemson (5) (2016 CFP National Championship)

MOST FIELD GOALS

#5 Mississippi State vs. N.C. State (1995 Peach)
#5 Florida vs. Notre Dame (1992 Sugar)
#5 Alabama vs. LSU (2012 BCS Championship)
4 Georgia vs. Nebraska (2014 Gator)
4 Alabama vs. Ole Miss (1964 Sugar)
4 Georgia vs. Florida State (2003 Sugar)
4 LSU vs. Miami, Fla. (2006 Peach)

POSTSEASON



MISSISSIPPI STATE • MISSOURI • SOUTH CAROLINA • TENNESSEE • TEXAS A&M • VANDERBILT

MOST FIELD GOALS, BOTH TEAMS

#7 Mississippi State (5) vs. N.C. State (2) (1995 Peach)
 6 Florida (5) vs. Notre Dame (1) (1992 Sugar)
 6 Auburn (3) vs. Syracuse (3) (1988 Sugar)
 6 Tennessee (1) vs. Maryland (5) (1983 Citrus)

MOST POINTS SCORED

61 Alabama vs. Syracuse (1953 Orange)
 56 Florida vs. Maryland (2002 Orange)
 56 LSU vs. Texas Tech (2015 Texas)
 52 Texas A&M vs. Duke (2013 Chick-fil-A)
 52 Florida vs. Florida State (1997 Sugar)

MOST POINTS SCORED, BOTH TEAMS

100 Texas A&M (52) vs. Duke (48) (2013 Chick-fil-A)
 87 Ole Miss (38) vs. West Virginia (49) (2000 Music City)
 86 Florida (24) vs. Nebraska (62) (1996 Fiesta)
 85 Alabama (45) vs. Clemson (4) (2016 CFP National Championship)

MISCELLANEOUS RECORDS

MOST FIRST DOWNS

33 Mississippi State vs. Georgia Tech (2014 Orange)
 32 LSU vs. Illinois (2002 Sugar)
 32 Tennessee vs. Texas A&M (2005 Cotton)

MOST PUNTS

16 Alabama vs. Texas A&M (1942 Cotton)
 15 Tennessee vs. Rice (1947 Orange)
 14 LSU vs. Santa Clara (1938 Sugar)

HIGHEST PUNTING AVERAGE

55.0 (7-385) Alabama vs. Ohio State (2015 Sugar)
 54.0 (4-216) Florida vs. Michigan (2-16 Citrus)
 52.3 (6-314) Tennessee vs. Nebraska (1998 Orange)
 50.0 (5-250) Mississippi State vs. Nebraska (1980 Sun)

MOST FUMBLES

#11 Ole Miss vs. Alabama (1964 Sugar)
 7 Five Times

MOST FUMBLES LOST

#6 Ole Miss vs. Alabama (1964 Sugar) (11 fumbles)
 5 Georgia vs. Stanford (1978 Bluebonnet) (6 fumbles)
 5 Auburn vs. Texas (1974 Gator) (7 fumbles)
 5 Georgia vs. Arkansas (1969 Sugar) (7 fumbles)
 5 Auburn vs. Vanderbilt (1955 Gator) (5 fumbles)

MOST PENALTIES

#21 Mississippi State vs. Clemson (1999 Peach)
 18 Alabama vs. Michigan (2000 Orange)

MOST YARDS PENALIZED

188 Mississippi State vs. Clemson (1999 Peach)
 140 Auburn vs. Northwestern (2010 Outback)
 132 Alabama vs. Michigan (2000 Orange)

FEWEST RUSHING YARDS ALLOWED

-48 Alabama vs. Michigan State (28 attempts) (2011 Capital One)

LARGEST DEFICIT OVERCOME TO WIN

25 .Georgia (28) vs. Purdue (25) (2000 Outback) (UGA trailed 25-0 in 2Q)

SEC BOWL RECORDS

INDIVIDUAL

TOTAL OFFENSE

MOST PLAYS

68 - Hines Ward, Georgia vs. Virginia (1995 Peach)
 67 - Casey Clausen, Tennessee vs. Clemson (2004 Peach)
 66 - Dak Prescott, Mississippi State vs. Georgia Tech (2014 Orange)

MOST TOTAL YARDS

533 - Tim Tebow, Florida vs. Cincinnati (2010 Sugar)
 516 - Johnny Manziel, Texas A&M vs. Oklahoma (2013 Cotton)
 500 - Dak Prescott, Mississippi State vs. Georgia Tech (2014 Orange)

HIGHEST AVERAGE PER PLAY

15.2 - Travin Dural, LSU vs. Notre Dame (2014 Music City)
 13.7 - Ricardo Louis, Auburn vs. Wisconsin (2015 Outback)
 12.4 - Greg McElroy, Alabama vs. Michigan State (2011 Capital One)

MOST TOUCHDOWNS RESPONSIBLE FOR

5 - Kyle Allen, Texas A&M vs. West Virginia (2014 Liberty)
 5 - Johnny Manziel, Texas A&M vs. Duke (2013 Chick-fil-A)
 5 - Dak Prescott, Mississippi State vs. Rice (2013 Liberty)
 5 - Aaron Murray, Georgia vs. Nebraska (2013 Capital One)
 5 - Casey Clausen, Tennessee vs. Michigan (2002 Citrus)

RUSHING

MOST ATTEMPTS

43 - Fred Taylor, Florida vs. Penn State (1998 Citrus)
 39 - Errict Rhett, Florida vs. N.C. State (1992 Gator)
 37 - Ronnie Brown, Auburn vs. Penn State (2003 Capital One)

MOST NET YARDS

266 - Nick Chubb, Georgia vs. Louisville (2014 Belk)
 250 - Chuck Webb, Tennessee vs. Arkansas (1990 Cotton)
 234 - Kevin Faulk, LSU vs. Michigan State (1995 Independence)
 234 - Fred Taylor, Florida vs. Penn State (1998 Citrus)

HIGHEST AVERAGE PER RUSH

16.0 - l'Tavius Mathers, Ole Miss vs. Pitt (2013 BBVA Compass) [6 for 96]
 15.2 - Travin Dural, LSU vs. Notre Dame (2014 Music City) [4 for 61]
 15.0 - Kenyan Drake, Alabama vs. Michigan State (2016 Cotton Bowl) [4 for 60]
 13.7 - Ricardo Louis, Auburn vs. Wisconsin (2015 Outback) [3 for 41]
 13.7 - Brandon Harris, LSU vs. Texas Tech (2015 Texas) [3 for 41]

MOST RUSHING TOUCHDOWNS

4 - Domanick Davis, LSU vs. Illinois (2002 Sugar)
 4 - Leonard Fournette, LSU vs. Texas Tech (2015 Texas)

ALL-PURPOSE RUSHING YARDS

#359 - Sherman Williams, Alabama vs. Ohio State (1995 Citrus)
 267 - Jameon Lewis, Mississippi State vs. Rice (2013 Liberty)
 266 - Nick Chubb, Georgia vs. Louisville (2014 Belk)

PASSING

MOST ATTEMPTS

59 - Hines Ward, Georgia vs. Virginia (1995 Peach)
 58 - Shane Matthews, Florida vs. Notre Dame (1992 Sugar)
 55 - Casey Clausen, Tennessee vs. Clemson (2004 Peach)



POSTSEASON

ALABAMA • ARKANSAS • AUBURN • FLORIDA • GEORGIA • KENTUCKY • LSU • OLE MISS

MOST COMPLETIONS

38 - Whit Taylor, Vanderbilt vs. Air Force (1982 Hall of Fame)
33 - David Smith, Alabama vs. Army (1988 Sun)
33 - Dak Prescott, Mississippi State vs. Georgia Tech (2014 Orange)

MOST CONSECUTIVE COMPLETIONS

#19 - Mike Bobo, Georgia vs. Wisconsin (1998 Outback)
13 - Jeff Francis, Tennessee vs. Indiana (1988 Peach)
12 - Tim Tebow, Florida vs. Cincinnati (2010 Sugar)

MOST NET YARDS

482 - Tim Tebow, Florida vs. Cincinnati (2010 Sugar)
453 - Dak Prescott, Mississippi State vs. Georgia Tech (2014 Orange)
452 - Whit Taylor, Vanderbilt vs. Air Force (1982 Hall of Fame)

MOST TOUCHDOWN PASSES THROWN

5 - Aaron Murray, Georgia vs. Nebraska (2013 Capital One)
4 - Peyton Manning, Tennessee vs. Northwestern (1997 Citrus)
4 - Rex Grossman, Florida vs. Maryland (2002 Orange)
4 - Kyle Allen, Texas A&M vs. West Virginia (2014 Liberty)
4 - Dak Prescott, Mississippi State vs. N.C. State (2015 Belk)
4 - Chad Kelly, Ole Miss vs. Oklahoma State (2016 Sugar)

HIGHEST COMPLETION PERCENTAGE

#.929 (26-28) - Mike Bobo, Georgia vs. Wisconsin (1998 Outback)
.886 (31-35) - Tim Tebow, Florida vs. Cincinnati (2010 Sugar)
.880 (22-25) - Connor Shaw, South Carolina vs. Wisconsin (2014 Capital One)

RECEIVING

MOST RECEPTIONS

#20 - Norman Jordan, Vanderbilt vs. Air Force (1982 Hall of Fame)
14 - Josh Reed, LSU vs. Illinois (2002 Sugar)
12 - Hines Ward, Georgia vs. Wisconsin (1998 Outback)
12 - Darvin Adams, Auburn vs. Northwestern (2010 Outback)

MOST YARDS

239 - Josh Reed, LSU vs. Illinois (2002 Sugar)
220 - Jameon Lewis, Mississippi State vs. Rice (2013 Liberty)
208 - O.J. Howard, Alabama vs. Clemson (2016 CFP National Championship)
205 - Tavarres King, Georgia vs. Michigan State (2012 Outback)
199 - Peerless Price, Tennessee vs. Florida State (1999 Fiesta)
196 - Anthony Hancock, Tennessee vs. Wisconsin (1981 Garden State)

HIGHEST AVERAGE PER RECEPTION

68.0 (2-136) - Chris Conley, Georgia vs. Nebraska (2013 Capital One)
49.8 (4-199) - Peerless Price, Tennessee vs. Florida State (1999 Fiesta)
41.6 (5-208) - O.J. Howard, Alabama vs. Clemson (2016 CFP National Championship)
39.7 (3-119) - Ike Hilliard, Florida vs. Florida State (1995 Sugar)

MOST TD RECEPTIONS

3 - Six Times [Most Recent: Laquon Treadwell, Ole Miss vs. Oklahoma State, 2016 Sugar]

SCORING

MOST POINTS

30 - Leonard Fournette, LSU vs. Texas Tech (2015 Texas)
24 - Domanick Davis, LSU vs. Illinois (2002 Sugar)
19 - Bobby Luna, Alabama vs. Syracuse (1953 Orange)
18 - by several players

MOST TOUCHDOWNS

5 - Leonard Fournette, LSU vs. Texas Tech (2015 Texas)
4 - Domanick Davis, LSU vs. Illinois (2002 Sugar)

KICKING

MOST FIELD GOALS MADE

#5 - Tim Rogers, Mississippi State vs. N.C. State (1995 Peach)
#5 - Arden Czymewski, Florida vs. Notre Dame (1992 Sugar)
#5 - Jeremy Shelley, Alabama vs. LSU (2012 BCS Championship)
4 - Marshall Morgan, Georgia vs. Nebraska (2014 Gator)
4 - Billy Bennett, Georgia vs. Florida State (2003 Sugar)
4 - Kanon Parkman, Georgia vs. Virginia (1995 Peach)
4 - Tim Davis, Alabama vs. Ole Miss (1964 Sugar)

MOST POINTS BY A KICKER

16 - Tim Rogers, Mississippi State vs. N.C. State (1995 Peach) [5 FG, 1 PAT]
16 - Arden Czymewski, Florida vs. Notre Dame (1992 Sugar) [5 FG, 1 PAT]
15 - Jeremy Shelley, Alabama vs. LSU (2012 BCS Championship) [5 FGs]

PUNTING

HIGHEST AVERAGE PER PUNT

55.0 - JK Scott (Alabama) vs. Ohio State (2015 Sugar) [7-385]
54.0 - Johnny Townsend, Florida vs. Michigan (2016 Citrus) [4-216]
52.3 - Chris Hogue, Tennessee vs. Nebraska (1998 Orange) [6-314]
50.0 - Dana Moore, Mississippi State vs. Nebraska (1980 Sun) [5-250]
49.3 - Damon Duval, Auburn vs. North Carolina (2001 Peach) [9-444]
49.2 - Brian Mimbs, Georgia vs. Michigan State (2009 Capital One) [4-197]
49.2 - Cody Mandell, Alabama vs. Notre Dame (2013 BCS NCG) [4-197]

RETURN YARDAGE

MOST KICKOFF RETURN YARDS

196 - Kenyan Drake, Alabama vs. Clemson (2016 CFP National Championship)
146 - Sherman Williams, Alabama vs. Miami (1993 Sugar)
132 - Dale Carter, Tennessee vs. Penn State (1992 Fiesta)

MOST PUNT RETURN YARDS

108 - Freddie Milons, Alabama vs. Michigan (2000 Orange)
106 - Marshay Green, Ole Miss vs. Oklahoma State (2010 Cotton)
95 - Sherman Williams, Alabama vs. Miami (1993 Sugar)

DEFENSE

MOST INTERCEPTIONS

3 - Bud McClinton, Auburn vs. Arizona (1968 Sun)
3 - Tommy Luke, Ole Miss vs. Texas (1966 Bluebonnet)
3 - Ray Brown, Ole Miss vs. Texas (1958 Sugar)

MOST TOTAL TACKLES

#31 - Lee Roy Jordan, Alabama vs. Oklahoma (1963 Orange)
20 - Carl Zander, Tennessee vs. Maryland (1984 Sun)
19 - Kevin Minter, LSU vs. Clemson (2012 Chick-Fil-A)

MOST SACKS

4.5 - Reggie McKenzie, Tennessee vs. Maryland (1984 Sun)
3 - Dante Fowler, Florida vs. East Carolina (2015 Birmingham)
3 - Marcus Howard, Georgia vs. Hawaii (2008 Sugar)
3 - David Pollack, Georgia vs. Wisconsin (2005 Outback)
3 - Gabe Northern, LSU vs. Michigan State (1995 Independence)
3 - James Gilyard, LSU vs. Michigan State (1995 Independence)
3 - Ernie Barnes, Mississippi State vs. Kansas (1981 Hall of Fame)
3 - Kalimba Edwards, South Carolina vs. Ohio State (2001 Outback)
3 - Derrick Harvey, Florida vs. Ohio State (2007 BCS NCG)

MOST PASS DEFLECTIONS

4 - Five Players [Most Recent: Chris Cummings, LSU vs. Notre Dame, 1997 Independence]



ASSOCIATED PRESS FINAL RANKINGS

1936

- 2. LSU
- 4. Alabama
- 17. Tennessee

1937

- 4. Alabama
- 8. LSU

1938

- 2. Tennessee
- 13. Alabama

1939

- 2. Tennessee
- 5. Tulane
- 16. Georgia Tech

1940

- 4. Tennessee
- 9. Mississippi State

1941

- 14. Georgia
- 16. Mississippi State
- 17. Ole Miss
- 18. Tennessee
- 20. Alabama

1942

- 2. Georgia
- 5. Georgia Tech
- 7. Tennessee
- 10. Alabama
- 16. Auburn
- 18. Mississippi State

1943

- 13. Georgia Tech

1944

- 12. Tennessee
- 13. Georgia Tech

1945

- 2. Alabama
- 14. Tennessee
- 15. LSU
- 18. Georgia

1946

- 3. Georgia
- 7. Tennessee
- 8. LSU

1947

- 6. Alabama
- 10. Georgia Tech
- 13. Ole Miss

1948

- 8. Georgia
- 12. Vanderbilt
- 15. Ole Miss

1949

- 9. LSU
- 11. Kentucky
- 17. Tennessee

1950

- 4. Tennessee
- 7. Kentucky
- 16. Alabama
- 20. Tulane

1951

- 1. Tennessee
- 5. Georgia Tech
- 15. Kentucky

1952

- 2. Georgia Tech
- 7. Ole Miss
- 8. Tennessee
- 9. Alabama
- 15. Florida
- 20. Kentucky

1953

- 8. Georgia Tech
- 13. Alabama
- 16. Kentucky
- 17. Auburn

1954

- 6. Ole Miss
- 13. Auburn

1955

- 7. Georgia Tech
- 8. Auburn
- 10. Ole Miss

1956

- 2. Tennessee
- 4. Georgia Tech

1957

- 1. Auburn
- 7. Ole Miss
- 13. Tennessee
- 14. Mississippi State
- 17. Florida

1958

- 1. LSU
- 4. Auburn
- 11. Ole Miss
- 14. Florida

1959

- 2. Ole Miss
- 3. LSU
- 5. Georgia
- 10. Alabama
- 19. Florida

1960

- 2. Ole Miss
- 9. Alabama
- 13. Auburn
- 18. Florida

1961

- 1. Alabama
- 4. LSU
- 5. Ole Miss
- 13. Georgia Tech

1962

- 3. Ole Miss
- 5. Alabama
- 7. LSU

1963

- 5. Auburn
- 7. Ole Miss
- 8. Alabama

1964

- 1. Alabama
- 7. LSU

1965

- 1. Alabama
- 7. Tennessee
- 8. LSU

1966

- 3. Alabama
- 4. Georgia

1967

- 2. Tennessee
- 8. Alabama

1968

- 8. Georgia
- 13. Tennessee
- 16. Auburn
- 17. Alabama
- 19. LSU

1969

- 8. Ole Miss
- 10. LSU
- 14. Florida
- 15. Tennessee
- 20. Auburn

1970

- 4. Tennessee
- 7. LSU
- 10. Auburn
- 20. Ole Miss

1971

- 4. Alabama
- 7. Georgia
- 9. Tennessee
- 11. LSU
- 12. Auburn
- 15. Ole Miss

1972

- 5. Auburn
- 7. Alabama
- 8. Tennessee
- 11. LSU

1973

- 4. Alabama
- 13. LSU
- 19. Tennessee

1974

- 5. Alabama
- 8. Auburn
- 15. Florida
- 17. Mississippi State
- 20. Tennessee

1975

- 3. Alabama
- 19. Georgia

1976

- 10. Georgia
- 11. Alabama
- 18. Kentucky
- 20. Mississippi State

1977

- 2. Alabama
- 6. Kentucky

1978

- 1. Alabama
- 16. Georgia

1979

- 1. Alabama
- 16. Auburn

1980

- 1. Georgia
- 6. Alabama
- 19. Miss. State



POLLS

ALABAMA • ARKANSAS • AUBURN • FLORIDA • GEORGIA • KENTUCKY • LSU • OLE MISS

1981

- 6. Georgia
- 7. Alabama

1982

- 4. Georgia
- 11. LSU
- 14. Auburn

1983

- 3. Auburn
- 4. Georgia
- 6. Florida
- 15. Alabama

1984

- 3. Florida
- 14. Auburn
- 15. LSU
- 19. Kentucky

1985

- 4. Tennessee
- 5. Florida
- 13. Alabama
- 20. LSU

1986

- 6. Auburn
- 9. Alabama
- 10. LSU

1987

- 5. LSU
- 7. Auburn
- 13. Georgia
- 14. Tennessee

1988

- 8. Auburn
- 15. Georgia
- 17. Alabama
- 19. LSU

1989

- 5. Tennessee
- 6. Auburn
- 9. Alabama

1990

- 8. Tennessee
- 13. Florida
- 19. Auburn
- 21. Ole Miss

1991

- 5. Alabama
- 7. Florida
- 14. Tennessee
- 17. Georgia

1992

- 1. Alabama
- 8. Georgia
- 10. Florida
- 12. Tennessee
- 16. Ole Miss
- 23. Mississippi State

1993

- 4. Auburn
- 5. Florida
- 12. Tennessee
- 14. Alabama

1994

- 5. Alabama
- 7. Florida
- 9. Auburn
- 22. Tennessee
- 24. Mississippi State

1995

- 2. Florida
- 3. Tennessee
- 21. Alabama
- 22. Auburn

1996

- 1. Florida
- 9. Tennessee
- 11. Alabama
- 12. LSU
- 24. Auburn

1997

- 4. Florida
- 7. Tennessee
- 10. Georgia
- 11. Auburn
- 13. LSU
- 22. Ole Miss

1998

- 1. Tennessee
- 5. Florida
- 14. Georgia
- 16. Arkansas

1999

- 8. Alabama
- 9. Tennessee
- 12. Florida
- 13. Mississippi State
- 16. Georgia
- 17. Arkansas
- 22. Ole Miss

2000

- 10. Florida
- 18. Auburn
- 19. South Carolina
- 20. Georgia
- 22. LSU
- 24. Mississippi State

2001

- 3. Florida
- 4. Tennessee
- 7. LSU
- 13. South Carolina
- 22. Georgia

2002

- 3. Georgia
- 11. Alabama
- 14. Auburn

2003

- 2. LSU
- 7. Georgia
- 13. Ole Miss
- 15. Tennessee
- 24. Florida

2004

- 2. Auburn
- 7. Georgia
- 13. Tennessee
- 16. LSU

2005

- 6. LSU
- 8. Alabama
- 10. Georgia
- 12. Florida
- 14. Auburn

2006

- 1. Florida
- 3. LSU
- 9. Auburn
- 15. Arkansas
- 23. Georgia
- 25. Tennessee

2007

- 1. LSU
- 2. Georgia
- 12. Tennessee
- 13. Florida
- 15. Auburn

2008

- 1. Florida
- 6. Alabama
- 13. Georgia
- 14. Ole Miss

2009

- 1. Alabama
- 3. Florida
- 17. LSU
- 20. Ole Miss

2010

- 1. Auburn
- 8. LSU
- 10. Alabama
- 12. Arkansas
- 15. Mississippi State
- 22. South Carolina

2011

- 1. Alabama
- 2. LSU
- 5. Arkansas
- 9. South Carolina
- 19. Georgia

2012

- 1. Alabama
- 5. Georgia
- 5. Texas A&M
- 8. South Carolina
- 9. Florida
- 14. LSU
- 23. Vanderbilt

2013

- 2. Auburn
- 4. South Carolina
- 5. Missouri
- 7. Alabama
- 14. LSU
- 18. Texas A&M
- 24. Vanderbilt

2014

- 4. Alabama
- 9. Georgia
- 11. Mississippi State
- 14. Missouri
- 17. Ole Miss
- 22. Auburn

2015

- 1. Alabama
- 10. Ole Miss
- 16. LSU
- 22. Tennessee
- 25. Florida



SEC TEAMS RANKED NO. 1

(Week By Week AP Poll)

1939

Oct. 24 Tennessee
 Oct. 31 Tennessee
 Nov. 7 Tennessee
 Nov. 14 Tennessee

1942

Nov. 3 Georgia
 Nov. 10 Georgia
 Nov. 17 Georgia

1951

Oct. 23 Tennessee
 Oct. 30 Tennessee
 Nov. 6 Tennessee
 Nov. 20 Tennessee
 Nov. 27 Tennessee
 Dec. 4 Tennessee
 National Champ. Tennessee

1956

Nov. 13 Tennessee

1957

Nov. 26 Auburn
 Dec. 3 Auburn
 National Champ. Auburn

1958

Oct. 7 Auburn
 Oct. 28 LSU
 Nov. 4 LSU
 Nov. 11 LSU
 Nov. 18 LSU
 Nov. 25 LSU
 Dec. 2 LSU
 National Champ. LSU

1959

Sept. 22 LSU
 Sept. 29 LSU
 Oct. 6 LSU
 Oct. 13 LSU
 Oct. 20 LSU
 Oct. 27 LSU
 Nov. 3 LSU

1960

Sept. 20 Ole Miss
 Sept. 27 Ole Miss
 Oct. 11 Ole Miss

1961

Oct. 10 Ole Miss
 Nov. 21 Alabama
 Nov. 28 Alabama
 Nov. 5 Alabama
 National Champ. Alabama

1962

Sept. 25 Alabama
 Oct. 9 Alabama
 Nov. 13 Alabama

1964

Dec. 1 Alabama
 National Champ. Alabama

1965

Dec. 4 Alabama
 National Champ. Alabama

1973

Nov. 27 Alabama
 Dec. 4 Alabama

1978

Sept. 12 Alabama
 Sept. 19 Alabama
 Dec. 4 Alabama
 National Champ. Alabama

1979

Oct. 16 Alabama
 Oct. 23 Alabama
 Oct. 30 Alabama
 Nov. 6 Alabama
 Nov. 13 Alabama
 Nov. 20 Alabama
 Nov. 27 Alabama
 Dec. 3 Alabama
 National Champ. Alabama

1980

Sept. 16 Alabama
 Sept. 23 Alabama
 Sept. 30 Alabama
 Oct. 7 Alabama
 Oct. 14 Alabama
 Oct. 21 Alabama
 Oct. 28 Alabama
 Nov. 11 Georgia
 Nov. 18 Georgia
 Nov. 25 Georgia
 Dec. 2 Georgia
 Dec. 9 Georgia
 National Champ. Georgia

1982

Nov. 9 Georgia
 Nov. 16 Georgia
 Nov. 23 Georgia
 Nov. 30 Georgia
 Dec. 7 Georgia

1985

Sept. 10 Auburn
 Sept. 17 Auburn
 Sept. 24 Auburn
 Nov. 5 Florida

1992

National Champ – Alabama

1994

Preseason. Florida
 Sept. 11 Florida
 Sept. 18 Florida
 Sept. 26 Florida
 Oct. 3 Florida
 Oct. 10 Florida

NOTE: Arkansas was No. 1 in AP Poll of the week of Oct. 19, 1965.

1996

Sept. 23 Florida
 Sept. 30 Florida
 Oct. 6 Florida
 Oct. 13 Florida
 Oct. 20 Florida
 Oct. 27 Florida
 Nov. 4 Florida
 Nov. 11 Florida
 Nov. 18 Florida
 Nov. 25 Florida
 Jan. 3 Florida
 National Champ. Florida

1997

Sept. 21 Florida
 Sept. 28 Florida
 Oct. 5 Florida

1998

Nov. 8 Tennessee
 Nov. 15 Tennessee
 Nov. 22 Tennessee
 Nov. 29 Tennessee
 Dec. 6 Tennessee
 Jan. 5 Tennessee
 National Champ. Tennessee

2001

Preseason. Florida
 Oct. 7 Florida

2006

National Champ. Florida

2007

Oct. 1 LSU
 Oct. 8 LSU
 Nov. 12 LSU
 Nov. 19 LSU
 National Champ. LSU

2008

Nov. 2 Alabama
 Nov. 9 Alabama
 Nov. 16 Alabama
 Nov. 23 Alabama
 Nov. 30 Alabama
 Dec. 7 Florida
 National Champ. Florida

2009

Preseason. Florida
 Sept. 8 Florida
 Sept. 13 Florida
 Sept. 20 Florida
 Sept. 27 Florida
 Oct. 4 Florida
 Oct. 11 Florida
 Oct. 18 Alabama
 Oct. 25 Florida
 Nov. 1 Florida
 Nov. 8 Florida
 Nov. 15 Florida
 Nov. 22 Florida
 Nov. 29 Florida
 Dec. 6 Alabama
 National Champ. Alabama

2010

Preseason. Alabama
 Sept. 6 Alabama
 Sept. 12 Alabama
 Sept. 19 Alabama
 Sept. 26 Alabama
 Oct. 3 Alabama
 Dec. 5 Auburn
 National Champ. Auburn



POLLS

ALABAMA • ARKANSAS • AUBURN • FLORIDA • GEORGIA • KENTUCKY • LSU • OLE MISS

SEC TEAMS RANKED NO. 1 (Continued)

2011	
Sept. 25	LSU
Oct. 2	LSU
Oct. 9	LSU
Oct. 16	LSU
Oct. 23	LSU
Oct. 30	LSU
Nov. 6	LSU
Nov. 13	LSU
Nov. 20	LSU
Nov. 27	LSU
Dec. 4	LSU
National Champ.	Alabama

2012	
Sept. 4	Alabama
Sept. 10	Alabama
Sept. 17	Alabama
Sept. 24	Alabama
Oct. 1	Alabama
Oct. 8	Alabama
Oct. 15	Alabama
Oct. 22	Alabama
Oct. 29	Alabama
Nov. 5	Alabama
National Champ.	Alabama

2013	
Preseason	Alabama
Sept. 1	Alabama
Sept. 8	Alabama
Sept. 15	Alabama
Sept. 22	Alabama
Sept. 29	Alabama
Oct. 6	Alabama
Oct. 13	Alabama
Oct. 20	Alabama
Oct. 27	Alabama
Nov. 3	Alabama
Nov. 10	Alabama
Nov. 17	Alabama
Nov. 24	Alabama

2014	
Oct. 12	Mississippi State
Oct. 19	Mississippi State
Oct. 26	Mississippi State
Nov. 2	Mississippi State
Nov. 9	Mississippi State
Nov. 30	Alabama
Dec. 7	Alabama

2015	
National Champ.	Alabama

UPI FINAL RANKINGS

1950	
3.	Tennessee
7.	Kentucky
17.	Alabama

1951	
1.	Tennessee
5.	Georgia Tech
17.	Kentucky

1952	
2.	Georgia Tech
7.	Ole Miss
8.	Tennessee
9.	Alabama
20.	Kentucky

1953	
9.	Georgia Tech
11.	Alabama
15.	Kentucky

1954	
6.	Ole Miss
11.	Georgia Tech

1955	
7.	Georgia Tech
8.	Auburn
9.	Ole Miss

1956	
2.	Tennessee
4.	Georgia Tech

1957	
2.	Auburn
8.	Ole Miss
16.	Tennessee

1958	
1.	LSU
4.	Auburn
15.	Florida

1959	
2.	Ole Miss
3.	LSU
5.	Georgia
13.	Alabama
19.	Auburn

1960	
3.	Ole Miss
10.	Alabama
14.	Auburn
16.	Florida
19.	Tennessee

1961	
1.	Alabama
3.	LSU
5.	Ole Miss
13.	Georgia Tech

1962	
3.	Ole Miss
5.	Alabama
8.	LSU
11.	Georgia Tech

1963	
6.	Auburn
7.	Ole Miss
9.	Alabama
11.	Mississippi State

1964	
1.	Alabama
7.	LSU
20.	Ole Miss

1965	
4.	Alabama
7.	Tennessee
12.	Florida
14.	LSU
15.	Georgia
17.	Ole Miss
18.	Kentucky

1966	
3.	Alabama
4.	Georgia
11.	Florida
12.	Ole Miss
14.	Tennessee

1967	
2.	Tennessee
7.	Alabama
18.	Georgia

1968	
4.	Georgia
7.	Tennessee
12.	Alabama

1969	
7.	LSU
11.	Tennessee
13.	Ole Miss
15.	Auburn
17.	Florida

1970	
4.	Tennessee
6.	LSU
9.	Auburn

1971	
2.	Alabama
5.	Auburn
8.	Georgia
9.	Tennessee
10.	LSU
20.	Ole Miss

1972	
4.	Alabama
7.	Auburn
10.	LSU
11.	Tennessee

1973	
1.	Alabama
14.	LSU
20.	Florida



UPI FINAL RANKINGS (Continued)

1974

- 2. Alabama
- 6. Auburn
- 12. Florida
- 15. Tennessee
- 17. Mississippi State

1975

- 3. Alabama
- 19. Georgia

1976

- 9. Alabama
- 10. Georgia
- 20. Kentucky

1977

- 2. Alabama

1978

- 2. Alabama
- 15. Georgia

1979

- 1. Alabama

1980

- 1. Georgia
- 6. Alabama
- 19. Florida

1981

- 5. Georgia
- 6. Alabama
- 17. Mississippi State

1982

- 4. Georgia
- 11. LSU
- 14. Auburn
- 17. Alabama

1983

- 3. Auburn
- 4. Georgia
- 6. Florida
- 12. Alabama

1984

- 7. Florida
- 14. Auburn
- 16. LSU
- 19. Kentucky

1985

- 4. Tennessee
- 14. Alabama
- 20. LSU

1986

- 8. Auburn
- 9. Alabama
- 11. LSU

1987

- 5. LSU
- 7. Auburn
- 13. Tennessee
- 14. Georgia

1988

- 7. Auburn
- 15. Georgia
- 17. Alabama

1989

- 5. Tennessee
- 6. Auburn
- 7. Alabama

1990

- 7. Tennessee
- 19. Auburn
- 23. Ole Miss

1991

- 5. Alabama
- 7. Florida
- 14. Tennessee
- 20. Georgia

1992

- 1. Alabama
- 8. Georgia
- 10. Florida
- 12. Tennessee
- 16. Ole Miss
- 25. Mississippi State

1993

- 4. Florida
- 12. Tennessee
- 13. Alabama

1994

- 5. Alabama
- 7. Florida
- 18. Tennessee
- 25. Mississippi State

1995

- 2. Florida
- 3. Tennessee
- 21. Auburn
- 25. LSU

Note: The AFCA poll was conducted by USA Today/CNN beginning in 1991.

Beginning in 1991, the UPI Poll was decided by a vote of sportswriters. The UPI poll was discontinued prior to the 1996 season.





POLLS

ALABAMA • ARKANSAS • AUBURN • FLORIDA • GEORGIA • KENTUCKY • LSU • OLE MISS

USA TODAY COACHES' FINAL RANKINGS

1982

- 4. Georgia
- 11. LSU
- 16. Auburn
- 22. Alabama
- 25. Florida

1983

- 2. Auburn
- 4. Georgia
- 9. Florida
- 13. Alabama
- 17. Tennessee

1984

- 3. Florida
- 15. Auburn
- 19. Kentucky
- 23. Georgia

1985

- 4. Tennessee
- 5. Florida
- 12. Alabama
- 20. Auburn
- 21. LSU
- 24. Georgia

1986

- 7. Auburn
- 9. Alabama
- 10. LSU
- 23. Georgia

1987

- 6. LSU
- 7. Auburn
- 13. Georgia
- 14. Tennessee
- 25. Alabama

1988

- 9. Auburn
- 16. Georgia
- 17. Alabama
- 22. LSU

1989

- 5. Tennessee
- 6. Auburn
- 9. Alabama

1990

- 7. Tennessee
- 13. Florida
- 19. Auburn
- 21. Ole Miss

1991

- 5. Alabama
- 8. Florida
- 15. Tennessee
- 19. Georgia

1992

- 1. Alabama
- 8. Georgia
- 11. Florida
- 12. Tennessee
- 16. Ole Miss

1993

- 4. Florida
- 11. Tennessee
- 13. Alabama

1994

- 4. Alabama
- 7. Florida
- 18. Tennessee
- 25. Mississippi State

1995

- 2. Tennessee
- 3. Florida
- 21. Auburn
- 25. LSU

1996

- 1. Florida
- 9. Tennessee
- 11. Alabama
- 13. LSU
- 25. Auburn

1997

- 6. Florida
- 8. Tennessee
- 10. Georgia
- 11. Auburn
- 13. LSU
- 22. Ole Miss

1998

- 1. Tennessee
- 6. Florida
- 14. Georgia
- 17. Arkansas

1999

- 8. Alabama
- 9. Tennessee
- 12. Mississippi State
- 14. Florida
- 16. Georgia
- 19. Arkansas
- 22. Ole Miss

2000

- 11. Florida
- 17. Georgia
- 20. Auburn
- 21. South Carolina
- 22. Mississippi State
- 25. Tennessee

2001

- 3. Florida
- 4. Tennessee
- 8. LSU
- 13. South Carolina
- 25. Georgia

2002

- 3. Georgia
- 16. Auburn
- 24. Florida

2003

- 1. LSU
- 6. Georgia
- 14. Ole Miss
- 16. Tennessee
- 25. Florida

2004

- 2. Auburn
- 6. Georgia
- 15. Tennessee
- 16. LSU
- 25. Florida

2005

- 5. LSU
- 8. Alabama
- 10. Georgia
- 14. Auburn
- 16. Florida

2006

- 1. Florida
- 3. LSU
- 8. Auburn
- 16. Arkansas
- 23. Tennessee

2007

- 1. LSU
- 3. Georgia
- 12. Tennessee
- 14. Auburn
- 16. Florida

2008

- 1. Florida
- 6. Alabama
- 10. Georgia
- 15. Ole Miss

2009

- 1. Alabama
- 3. Florida
- 17. LSU
- 21. Ole Miss

2010

- 1. Auburn
- 8. LSU
- 11. Alabama
- 12. Arkansas
- 17. Mississippi State
- 22. South Carolina

2011

- 1. Alabama
- 2. LSU
- 5. Arkansas
- 8. South Carolina
- 20. Georgia

2012

- 1. Alabama
- 4. Georgia
- 5. Texas A&M
- 7. South Carolina
- 10. Florida
- 12. LSU
- 20. Vanderbilt

2013

- 2. Auburn
- 4. South Carolina
- 5. Missouri
- 8. Alabama
- 14. LSU
- 18. Texas A&M
- 23. Vanderbilt

2014

- 4. Alabama
- 9. Georgia
- 11. Missouri
- 12. Mississippi State
- 19. Ole Miss
- 23. Auburn

2015

- 1. Alabama
- 9. Ole Miss
- 17. LSU
- 23. Tennessee
- 24. Georgia
- 25. Florida

PRIMARY SEC FOOTBALL CONTACTS



ALABAMA

Josh Maxson/ Director of Football Communications
FAX: (205) 348-8841
E-Mail: jmaxson@ia.ua.edu

(205) 348-3631

P.O. Box 870391
Tuscaloosa, AL 35487-0391
Internet: <http://www.rolltide.com>



ARKANSAS

Patrick Pierson, Assistant AD/Communications
FAX: (479) 575-7481
E-Mail: pspierso@uark.edu

(479) 200-6877

Frank Broyles Center, P.O. Box 7777
Fayetteville, AR 72701
Internet: <http://www.ArkansasRazorbacks.com>



AUBURN

Shelly Poe, Assistant AD/Media Relations (slp0019@auburn.edu)
Kirk Sampson, Associate AD/Communications (kirk@auburn.edu)
FAX: (334) 844-9807

(334) 844-9800

392 S. Donahue Drive
Auburn, AL 36849
Internet: <http://www.auburntigers.com>



FLORIDA

Steve McClain, Senior Associate AD/Communications
FAX: (352) 375-4809
E-Mail: Stevem@gators.ufl.edu

(352) 375-4683 ext. 6100

P.O. Box 14485
Gainesville, FL 32604-2485
Internet: <http://www.gatorzone.com>



GEORGIA

Claude Felton, Sr. Associate AD/Sports Communications
FAX: (706) 542-9339
E-Mail: cfelton@sports.uga.edu

(706) 542-1621

P.O. Box 1472
Athens, GA 30603-1472
Internet: <http://www.georgiadogs.com>



KENTUCKY

Susan Lax, Associate Director/Media Relations (slax0@uky.edu)
Tony Neely, Assistant AD/Media Relations (tneely@uky.edu)
FAX: (859) 323-4310

(859) 257-3838

Joe Craft Center, 338 Lexington Avenue
Lexington, KY 40506
Internet: <http://www.UKathletics.com>



LSU

Michael Bonnette, Associate AD/Sports Information
FAX: (225) 578-1861
E-Mail: mbonnet@lsu.edu

(225) 578-8226

LSU Athletic Administration Building
Baton Rouge, LA 70803
Internet: <http://www.LSUsports.net>



OLE MISS

Kyle Campbell, Associate AD/Media & Public Relations
FAX: (662) 915-7006
E-Mail: kyle@olemiss.edu

(662) 915-7522

908 All-American Drive
University, MS 38677
Internet: <http://www.OleMissSports.com>



MISSISSIPPI STATE

Bill Martin, Assistant AD/Media Relations
FAX: (662) 325-2563
E-Mail: bmartin@athletics.msstate.edu

(662) 325-0967

P.O. Box 5308
Mississippi State, MS 39762
Internet: <http://www.hailstate.com>



MISSOURI

Chad Moller, Associate AD/Communications
FAX: (573) 882-4720
E-Mail: mollerc@missouri.edu

(573) 882-0712

Hearnes Center ; P.O. Box 677
Columbia, MO 65205
Internet: <http://www.mutigers.com>



SOUTH CAROLINA

Steve Fink, Assistant AD/Media Relations
FAX: (803) 777-2967
E-Mail: finksc@mailbox.sc.edu

(803) 777-7987

Rice Athletic Center, 1304 Heyward Street
Columbia, SC 29208
Internet: <http://www.gamecocksonline.com>



TENNESSEE

Stephen Lee, Assistant Director/Media Relations
E-Mail: sklee@tennessee.edu
FAX: (865) 974-1269

(865) 974-7489

Anderson Training Center, 1551 Lake Loudon Blvd.
Knoxville, TN 37966
Internet: <http://www.utsports.com>



TEXAS A&M

Alan Cannon, Associate AD/Media Relations
FAX: (979) 458-2273
E-Mail: acannon@athletics.tamu.edu

(979) 845-5725

Texas A&M Athletics Department, 1228 TAMU
College Station, TX 77843-1228
Internet: <http://www.12thMan.com>



VANDERBILT

Larry Leathers, Football Sports Information Director
FAX: (615) 343-7064
E-Mail: larry.leathers@vanderbilt.edu

(615) 343-6437

2601 Jess Neely Drive
Nashville, TN 37212
Internet: <http://www.vucommodores.com>



SEC OFFICE

Chuck Dunlap, Director/Communications (cdunlap@sec.org)
Ben Beatty, Assistant Director (bbeatty@sec.org)
FAX: (205) 458-3030

(205) 458-3000

2201 Arrington Blvd. North
Birmingham, AL 35203-1103
Internet: <http://www.SECsports.com>

***“BEFORE EVERY
SHOW, I’M ON
SECNETWORK.COM.
IT’S GOT ALL THE
SEC STATS, SCORES
& VIDEO I NEED.”***

— Peter Burns,
SEC Now Host

SECNETWORK.COM – THE OFFICIAL HOME OF THE

